



Officials: James Breeding, Ronald Groover, Don Daily

Penn State - 75

Record: 17-11 (8-9)

| NO. | Name | Min | FG | | | Rebounds | | | Fouls | | TP | AS | TO | ST | Blocks | | +/- |
|---------------|---------------|---------|-------|-------|-------|----------|----|-----|-------|----|----|----|----|----|--------|----|-----|
| | | | M-A | M-A | M-A | OR | DR | TOT | PF | FD | | | | | BS | BA | |
| 1 | Seth Lundy | F 32:49 | 5-9 | 4-8 | 5-8 | 0 | 5 | 5 | 1 | 4 | 19 | 2 | 0 | 0 | 0 | 0 | 3 |
| 3 | Kebba Njie | F 17:25 | 2-5 | 0-0 | 1-1 | 2 | 3 | 5 | 1 | 1 | 5 | 1 | 1 | 0 | 0 | 0 | 1 |
| 10 | Andrew Funk | G 27:15 | 0-2 | 0-0 | 0-0 | 0 | 1 | 1 | 3 | 0 | 0 | 0 | 0 | 0 | 0 | 0 | 10 |
| 11 | Camren Wynter | G 37:31 | 7-12 | 4-5 | 0-1 | 0 | 6 | 6 | 0 | 2 | 18 | 1 | 1 | 0 | 0 | 0 | 4 |
| 22 | Jalen Pickett | G 28:38 | 8-11 | 2-2 | 5-5 | 1 | 2 | 3 | 3 | 4 | 23 | 4 | 1 | 0 | 1 | 2 | 9 |
| 12 | Evan Mahaffey | 18:59 | 2-3 | 0-0 | 0-0 | 1 | 2 | 3 | 0 | 0 | 4 | 1 | 0 | 0 | 0 | 1 | -6 |
| 0 | Kanye Clary | 15:02 | 3-7 | 0-1 | 0-0 | 0 | 1 | 1 | 0 | 0 | 6 | 0 | 0 | 0 | 0 | 0 | -4 |
| 2 | Myles Dread | 20:28 | 0-3 | 0-3 | 0-0 | 0 | 0 | 0 | 2 | 0 | 0 | 0 | 0 | 1 | 0 | 0 | 3 |
| 24 | Michael Henn | 01:53 | 0-0 | 0-0 | 0-0 | 0 | 0 | 0 | 0 | 0 | 0 | 0 | 0 | 0 | 0 | 0 | 0 |
| Team | | | | | | 2 | 1 | 3 | | | 0 | | 1 | | | | |
| Totals | | | 27-52 | 10-19 | 11-15 | 6 | 21 | 27 | 10 | 11 | 75 | 9 | 4 | 1 | 1 | 3 | 4 |

| Shooting By Period | | |
|---------------------|-------|-------|
| 1 st FG% | 13-28 | 46.4% |
| 3PT% | 6-11 | 54.5% |
| FT% | 5-8 | 62.5% |
| 2 nd FG% | 14-24 | 58.3% |
| 3PT% | 4-8 | 50.0% |
| FT% | 6-7 | 85.7% |
| GM FG% | 27-52 | 51.9% |
| 3PT% | 10-19 | 52.6% |
| FT% | 11-15 | 73.3% |

Dead Ball Rebounds: 3, 0

Technical Fouls::NONE

Ohio State - 71

Record: 11-17 (3-14)

| NO. | Name | Min | FG | | | Rebounds | | | Fouls | | TP | AS | TO | ST | Blocks | | +/- |
|---------------|------------------|---------|-------|------|-----|----------|----|-----|-------|----|----|----|----|----|--------|----|-----|
| | | | M-A | M-A | M-A | OR | DR | TOT | PF | FD | | | | | BS | BA | |
| 10 | Brice Sensabaugh | F 25:24 | 8-14 | 2-4 | 2-2 | 2 | 3 | 5 | 2 | 3 | 20 | 2 | 0 | 1 | 0 | 0 | -6 |
| 14 | Justice Sueing | F 32:24 | 4-12 | 0-1 | 1-1 | 4 | 6 | 10 | 2 | 1 | 9 | 4 | 0 | 0 | 1 | 0 | -9 |
| 34 | Felix Okpara | C 17:59 | 4-4 | 0-0 | 0-0 | 0 | 1 | 1 | 2 | 1 | 8 | 0 | 0 | 0 | 0 | 0 | -1 |
| 1 | Roddy Gayle Jr. | G 11:54 | 1-3 | 1-2 | 0-0 | 0 | 2 | 2 | 1 | 0 | 3 | 0 | 0 | 0 | 0 | 0 | -8 |
| 2 | Bruce Thornton | G 36:25 | 7-12 | 3-7 | 2-3 | 1 | 3 | 4 | 2 | 3 | 19 | 1 | 0 | 0 | 0 | 0 | -3 |
| 3 | Eugene Brown III | 15:32 | 0-1 | 0-0 | 0-0 | 1 | 0 | 1 | 0 | 0 | 0 | 0 | 0 | 0 | 1 | 0 | 2 |
| 4 | Sean McNeil | 28:06 | 2-10 | 1-8 | 0-0 | 1 | 0 | 1 | 1 | 0 | 5 | 0 | 0 | 0 | 0 | 0 | 4 |
| 13 | Isaac Likekele | 32:16 | 3-7 | 1-1 | 0-0 | 1 | 5 | 6 | 1 | 2 | 7 | 4 | 1 | 0 | 1 | 1 | 1 |
| Team | | | | | | 3 | 0 | 3 | | | 0 | | 0 | | | | |
| Totals | | | 29-63 | 8-23 | 5-6 | 13 | 20 | 33 | 11 | 10 | 71 | 11 | 1 | 1 | 3 | 1 | -4 |

| Shooting By Period | | |
|---------------------|-------|-------|
| 1 st FG% | 15-29 | 51.7% |
| 3PT% | 4-10 | 40.0% |
| FT% | 3-3 | 100% |
| 2 nd FG% | 14-34 | 41.2% |
| 3PT% | 4-13 | 30.8% |
| FT% | 2-3 | 66.7% |
| GM FG% | 29-63 | 46.0% |
| 3PT% | 8-23 | 34.8% |
| FT% | 5-6 | 83.3% |

Dead Ball Rebounds: 1, 0

Technical Fouls::NONE

| | PSU | OSU |
|-------------------------|---------------------------|---------------------------|
| Biggest lead | 6 (1 st 12:00) | 4 (1 st 4:46) |
| Best Scoring Run | 7 (1 st 12:00) | 8 (2 nd 11:28) |
| Lead Changes | 20 | |
| Times Tied | 5 | |
| Time with Lead | 26:10 | 07:28 |

| | PSU | OSU |
|----------------------|-----|-----|
| Points from | | |
| Turnovers | 2 | 2 |
| Paint | 24 | 28 |
| Second Chance | 5 | 11 |
| Fast Breaks | 0 | 0 |
| Bench | 10 | 12 |

| | Period by Period Scoring | | |
|------------|--------------------------|-----|-----|
| | 1st | 2nd | TOT |
| PSU | 37 | 38 | 75 |
| OSU | 37 | 34 | 71 |



Period 1

Quarter Starters:

| | | | | | |
|------------|---------------|--------------|-----------------|-------------|--------------|
| OSU | 1 Gayle Jr. R | 2 Thornton B | 10 Sensabaugh B | 14 Sueing J | 34 Okpara F |
| PSU | 1 Lundy S | 3 Njie K | 10 Funk A | 11 Wynter C | 22 Pickett J |

| Game Time | OSU | Score | Diff | PSU |
|-----------|----------------------------------------------------------|-------|------|-------------------------------------------------------------|
| 20:00 | 34 OKPARA F jumpball won | | | 3 NJIE K jumpball lost |
| 19:30 | 1 GAYLE JR. R 2pt FG outside the paint, jump shot missed | | | |
| 19:27 | | | | 1 LUNDY S defensive rebound (1) |
| 19:08 | | 0-2 | -2 | 3 NJIE K 2pt FG in the paint, turnaround jump shot made (2) |
| 18:43 | 2 THORNTON B 3pt FG , jump shot made (3) | 3-2 | 1 | |
| 18:43 | 10 SENSABAUGH B assist (1) | | | |
| 18:14 | | 3-5 | -2 | 1 LUNDY S 3pt FG , jump shot made (3) |
| 18:14 | | | | 22 PICKETT J assist (1) |
| 17:59 | 1 GAYLE JR. R 3pt FG , jump shot missed | | | |
| 17:56 | | | | 11 WYNTER C defensive rebound (1) |
| 17:39 | | | | 1 LUNDY S 3pt FG , jump shot missed |
| 17:32 | | | | 3 NJIE K offensive rebound (1) |
| 17:32 | | | | Timeout 30 Sec |
| 17:32 | | | | 3 NJIE K 2pt FG second chance in the paint, layup missed |
| 17:31 | | | | 22 PICKETT J offensive rebound (1) |
| 17:29 | | 3-8 | -5 | 11 WYNTER C 3pt FG second chance, jump shot made (3) |
| 17:29 | | | | 22 PICKETT J assist (2) |
| 17:08 | 10 SENSABAUGH B 3pt FG , jump shot made (3) | 6-8 | -2 | |
| 17:08 | 14 SUEING J assist (1) | | | |
| 16:44 | | 6-11 | -5 | 1 LUNDY S 3pt FG , jump shot made (6) |
| 16:44 | | | | 22 PICKETT J assist (3) |
| 16:16 | 2 THORNTON B foul drawn (1) | | | 10 FUNK A foul personal (1 - 1) |
| 16:05 | 10 SENSABAUGH B 2pt FG in the paint, jump shot made (5) | 8-11 | -3 | |
| 15:47 | 1 GAYLE JR. R foul shooting (1 - 1) | | | 1 LUNDY S foul drawn (1) |
| 15:47 | Timeout media | | | |
| 15:47 | 1 GAYLE JR. R substitution out | | | |
| 15:47 | 34 OKPARA F substitution out | | | |
| 15:47 | 3 BROWN III E substitution in | | | |
| 15:47 | 4 MCNEIL S substitution in | | | |
| 15:47 | | | | 3 NJIE K substitution out |
| 15:47 | | | | 12 MAHAFFEY E substitution in |
| 15:47 | | | | 1 LUNDY S free throw 1 - 3 missed |
| 15:47 | | | | offensive dead ball rebound (1) |
| 15:47 | | | | 1 LUNDY S free throw 2 - 3 missed |
| 15:47 | | | | offensive dead ball rebound (2) |
| 15:47 | | 8-12 | -4 | 1 LUNDY S free throw 3 - 3 made (7) |
| 15:30 | 10 SENSABAUGH B foul drawn (1) | | | 22 PICKETT J foul shooting (1 - 2) |
| 15:30 | 10 SENSABAUGH B free throw 1 - 2 made (6) | 9-12 | -3 | |
| 15:30 | 10 SENSABAUGH B free throw 2 - 2 made (7) | 10-12 | -2 | |
| 15:30 | 10 SENSABAUGH B substitution out | | | |
| 15:30 | 13 LIKEKELE I substitution in | | | |
| 15:11 | | | | 10 FUNK A 2pt FG outside the paint, jump shot missed |
| 15:07 | | | | 12 MAHAFFEY E offensive rebound (1) |



Penn State at Ohio State

02/23/23 Value City Arena, Columbus, Ohio
Ohio State vs. Penn State

Game Time: 6:30 PM
Game Duration: 1:50
Attendance: 11,996

Officials: James Breeding, Ronald Groover, Don Daily

| Game Time | OSU | Score | Diff | PSU |
|-----------|----------------------------------------------------------|--------------|-----------|----------------------------------------------------------------|
| 15:05 | | | | 12 MAHAFFEY E 2pt FG second chance in the paint, layup blocked |
| 15:05 | 3 BROWN III E block (1) | | | |
| 15:05 | 13 LIKEKELE I defensive rebound (1) | | | |
| 14:56 | 2 THORNTON B 3pt FG , jump shot made (6) | 13-12 | 1 | |
| 14:56 | 14 SUEING J assist (2) | | | |
| 14:41 | | | | 1 LUNDY S 3pt FG , jump shot missed |
| 14:38 | 14 SUEING J defensive rebound (1) | | | |
| 14:31 | 14 SUEING J 2pt FG in the paint, driving layup missed | | | |
| 14:29 | | | | 10 FUNK A defensive rebound (1) |
| 14:24 | | 13-15 | -2 | 11 WYNTER C 3pt FG , step back jump shot made (6) |
| 14:02 | 4 MCNEIL S 3pt FG , jump shot missed | | | |
| 14:00 | | | | 12 MAHAFFEY E defensive rebound (2) |
| 13:54 | 2 THORNTON B foul drawn (2) | | | 22 PICKETT J foul offensive (2 - 3) |
| 13:54 | | | | 22 PICKETT J turnover offensive (1) |
| 13:54 | | | | 1 LUNDY S substitution out |
| 13:54 | | | | 22 PICKETT J substitution out |
| 13:54 | | | | 0 CLARY K substitution in |
| 13:54 | | | | 2 DREAD M substitution in |
| 13:37 | 4 MCNEIL S 3pt FG from turnover, jump shot missed | | | |
| 13:34 | | | | 11 WYNTER C defensive rebound (2) |
| 13:08 | | | | 11 WYNTER C 3pt FG , step back jump shot missed |
| 13:05 | 13 LIKEKELE I defensive rebound (2) | | | |
| 12:44 | 13 LIKEKELE I 2pt FG in the paint, layup missed | | | |
| 12:41 | | | | 12 MAHAFFEY E defensive rebound (3) |
| 12:34 | | 13-17 | -4 | 12 MAHAFFEY E 2pt FG in the paint, layup made (2) |
| 12:17 | 2 THORNTON B 3pt FG , jump shot missed | | | |
| 12:14 | | | | 11 WYNTER C defensive rebound (3) |
| 12:00 | | 13-19 | -6 | 12 MAHAFFEY E 2pt FG in the paint, driving layup made (4) |
| 11:37 | 14 SUEING J 2pt FG outside the paint, jump shot made (2) | 15-19 | -4 | |
| 11:37 | 14 SUEING J foul drawn (1) | | | 10 FUNK A foul shooting (2 - 4) |
| 11:37 | Timeout media | | | |
| 11:37 | | | | 10 FUNK A substitution out |
| 11:37 | | | | 1 LUNDY S substitution in |
| 11:37 | 14 SUEING J free throw 1 - 1 made (3) | 16-19 | -3 | |
| 11:37 | 14 SUEING J substitution out | | | |
| 11:37 | 10 SENSABAUGH B substitution in | | | |
| 11:11 | | 16-21 | -5 | 0 CLARY K 2pt FG in the paint, jump shot made (2) |
| 10:38 | 10 SENSABAUGH B 2pt FG in the paint, jump shot made (9) | 18-21 | -3 | |
| 10:22 | | | | 0 CLARY K 3pt FG , jump shot missed |
| 10:19 | 10 SENSABAUGH B defensive rebound (1) | | | |
| 10:01 | 10 SENSABAUGH B foul drawn (2) | | | 2 DREAD M foul personal (1 - 5) |
| 10:01 | 3 BROWN III E substitution out | | | |
| 10:01 | 34 OKPARA F substitution in | | | |
| 10:01 | | | | 12 MAHAFFEY E substitution out |
| 10:01 | | | | 3 NJIE K substitution in |
| 09:52 | 4 MCNEIL S 2pt FG outside the paint, jump shot made (2) | 20-21 | -1 | |
| 09:31 | 13 LIKEKELE I foul shooting (1 - 2) | | | 1 LUNDY S foul drawn (2) |
| 09:31 | | 20-22 | -2 | 1 LUNDY S free throw 1 - 2 made (8) |



Penn State at Ohio State

02/23/23 Value City Arena, Columbus, Ohio
Ohio State vs. Penn State

Game Time: 6:30 PM
Game Duration: 1:50
Attendance: 11,996

Officials: James Breeding, Ronald Groover, Don Daily

| Game Time | OSU | Score | Diff | PSU |
|-----------|---------------------------------------------------------------------|--------------|-----------|-----------------------------------------------------------|
| 09:31 | | 20-23 | -3 | 1 LUNDY S free throw 2 - 2 made (9) |
| 09:20 | 34 OKPARA F 2pt FG in the paint, dunk, made (2) | 22-23 | -1 | |
| 09:20 | 2 THORNTON B assist (1) | | | |
| 09:06 | | | | 2 DREAD M 3pt FG , jump shot missed |
| 09:03 | 13 LIKEKELE I defensive rebound (3) | | | |
| 08:59 | 4 MCNEIL S 3pt FG , jump shot missed | | | |
| 08:56 | | | | 3 NJIE K defensive rebound (2) |
| 08:43 | | | | 0 CLARY K 2pt FG in the paint, jump shot missed |
| 08:39 | | | | 3 NJIE K offensive rebound (3) |
| 08:39 | | | | 3 NJIE K 2pt FG second chance in the paint, layup missed |
| 08:38 | 13 LIKEKELE I defensive rebound (4) | | | |
| 08:25 | 10 SENSABAUGH B 2pt FG outside the paint, jump shot made (11) | 24-23 | 1 | |
| 07:57 | 2 THORNTON B foul shooting (1 - 3) | | | 1 LUNDY S foul drawn (3) |
| 07:57 | Timeout media | | | |
| 07:57 | | | | 2 DREAD M substitution out |
| 07:57 | | | | 11 WYNTER C substitution out |
| 07:57 | | | | 12 MAHAFFEY E substitution in |
| 07:57 | | | | 22 PICKETT J substitution in |
| 07:57 | | 24-24 | 0 | 1 LUNDY S free throw 1 - 3 made (10) |
| 07:57 | | 24-25 | -1 | 1 LUNDY S free throw 2 - 3 made (11) |
| 07:57 | | | | 1 LUNDY S free throw 3 - 3 missed |
| 07:56 | 34 OKPARA F defensive rebound (1) | | | |
| 07:42 | 2 THORNTON B 2pt FG in the paint, jump shot made (8) | 26-25 | 1 | |
| 07:13 | | 26-27 | -1 | 22 PICKETT J 2pt FG outside the paint, jump shot made (2) |
| 06:55 | 2 THORNTON B 2pt FG outside the paint, jump shot made (10) | 28-27 | 1 | |
| 06:28 | | 28-29 | -1 | 0 CLARY K 2pt FG in the paint, jump shot made (4) |
| 06:02 | 34 OKPARA F 2pt FG outside the paint, turnaround jump shot made (4) | 30-29 | 1 | |
| 05:28 | | | | 22 PICKETT J 2pt FG outside the paint, jump shot blocked |
| 05:28 | 13 LIKEKELE I block (1) | | | |
| 05:28 | | | | offensive dead ball rebound (3) |
| 05:28 | | | | turnover shot clock (2) |
| 05:28 | 2 THORNTON B substitution out | | | |
| 05:28 | 14 SUEING J substitution in | | | |
| 05:28 | | | | 0 CLARY K substitution out |
| 05:28 | | | | 22 PICKETT J substitution out |
| 05:28 | | | | 10 FUNK A substitution in |
| 05:28 | | | | 11 WYNTER C substitution in |
| 05:18 | 4 MCNEIL S 3pt FG from turnover, jump shot missed | | | |
| 05:14 | | | | 11 WYNTER C defensive rebound (4) |
| 05:08 | | | | 3 NJIE K 2pt FG in the paint, layup missed |
| 05:04 | 10 SENSABAUGH B defensive rebound (2) | | | |
| 04:46 | 10 SENSABAUGH B 3pt FG , jump shot made (14) | 33-29 | 4 | |
| 04:18 | | 33-32 | 1 | 1 LUNDY S 3pt FG , step back jump shot made (14) |
| 04:18 | | | | 12 MAHAFFEY E assist (1) |
| 03:55 | 14 SUEING J 2pt FG in the paint, layup missed | | | |
| 03:51 | | | | 1 LUNDY S defensive rebound (2) |
| 03:41 | 10 SENSABAUGH B steal (1) | | | 11 WYNTER C turnover bad pass (1) |



Penn State at Ohio State

02/23/23 Value City Arena, Columbus, Ohio
Ohio State vs. Penn State

Game Time: 6:30 PM
Game Duration: 1:50
Attendance: 11,996

Officials: James Breeding, Ronald Groover, Don Daily

| Game Time | OSU | Score | Diff | PSU |
|----------------------|-----------------------------------------------------------------------------|--------------|-----------|-----------------------------------------------------------|
| 03:35 | 10 SENSABAUGH B 2pt FG from turnover in the paint, layup missed | | | |
| 03:32 | 14 SUEING J offensive rebound (2) | | | |
| 03:31 | 14 SUEING J 2pt FG from turnover second chance in the paint, layup made (5) | 35-32 | 3 | |
| 03:14 | | 35-35 | 0 | 11 WYNTER C 3pt FG , jump shot made (9) |
| 03:14 | | | | 3 NJIE K assist (1) |
| 02:52 | 10 SENSABAUGH B 2pt FG outside the paint, jump shot missed | | | |
| 02:50 | | | | 3 NJIE K defensive rebound (4) |
| 02:31 | | 35-37 | -2 | 11 WYNTER C 2pt FG outside the paint, jump shot made (11) |
| 02:09 | 34 OKPARA F 2pt FG in the paint, dunk, made (6) | 37-37 | 0 | |
| 02:09 | 13 LIKEKELE I assist (1) | | | |
| 01:53 | 14 SUEING J foul personal (1 - 4) | | | 11 WYNTER C foul drawn (1) |
| 01:53 | Timeout media | | | |
| 01:53 | 4 MCNEIL S substitution out | | | |
| 01:53 | 10 SENSABAUGH B substitution out | | | |
| 01:53 | 34 OKPARA F substitution out | | | |
| 01:53 | 1 GAYLE JR. R substitution in | | | |
| 01:53 | 2 THORNTON B substitution in | | | |
| 01:53 | 3 BROWN III E substitution in | | | |
| 01:53 | | | | 1 LUNDY S substitution out |
| 01:53 | | | | 3 NJIE K substitution out |
| 01:53 | | | | 12 MAHAFFEY E substitution out |
| 01:53 | | | | 2 DREAD M substitution in |
| 01:53 | | | | 22 PICKETT J substitution in |
| 01:53 | | | | 24 HENN M substitution in |
| 01:39 | | | | 22 PICKETT J 2pt FG outside the paint, jump shot missed |
| 01:36 | 1 GAYLE JR. R defensive rebound (1) | | | |
| 01:10 | 3 BROWN III E 2pt FG in the paint, floating jump shot missed | | | |
| 01:08 | | | | defensive rebound (16) |
| 01:08 | | | | 10 FUNK A substitution out |
| 01:08 | | | | 22 PICKETT J substitution out |
| 01:08 | | | | 0 CLARY K substitution in |
| 01:08 | | | | 1 LUNDY S substitution in |
| 00:42 | | | | 11 WYNTER C 2pt FG outside the paint, jump shot missed |
| 00:40 | 1 GAYLE JR. R defensive rebound (2) | | | |
| 00:34 | Timeout 30 Sec | | | |
| 00:34 | 1 GAYLE JR. R substitution out | | | |
| 00:34 | 3 BROWN III E substitution out | | | |
| 00:34 | 13 LIKEKELE I substitution out | | | |
| 00:34 | 4 MCNEIL S substitution in | | | |
| 00:34 | 10 SENSABAUGH B substitution in | | | |
| 00:34 | 34 OKPARA F substitution in | | | |
| 00:11 | 14 SUEING J 2pt FG in the paint, turnaround jump shot missed | | | |
| 00:09 | | | | 11 WYNTER C defensive rebound (5) |
| 00:04 | | | | 0 CLARY K 2pt FG in the paint, jump shot missed |
| 00:02 | 2 THORNTON B defensive rebound (1) | | | |
| END OF PERIOD | | | | |
| OSU 37-37 PSU | | | | |



Penn State at Ohio State

02/23/23 Value City Arena, Columbus, Ohio
Ohio State vs. Penn State

Game Time: 6:30 PM
Game Duration: 1:50
Attendance: 11,996

Officials: James Breeding, Ronald Groover, Don Daily

Penn State - 37

| NO. | Name | F | Min | FG | | | Rebounds | | | Fouls | | TP | AS | TO | ST | Blocks | | +/- |
|---------------|---------------|---|-------|-------|------|-----|----------|----|-----|-------|----|----|----|----|----|--------|----|-----|
| | | | | M-A | 3P | FT | OR | DR | TOT | PF | FD | | | | | BS | BA | |
| 1 | Seth Lundy | F | 16:58 | 3-5 | 3-5 | 5-8 | 0 | 2 | 2 | 0 | 3 | 14 | 0 | 0 | 0 | 0 | 0 | -2 |
| 3 | Kebba Njie | F | 12:21 | 1-4 | 0-0 | 0-0 | 2 | 2 | 4 | 0 | 0 | 2 | 1 | 0 | 0 | 0 | 0 | 0 |
| 10 | Andrew Funk | G | 12:43 | 0-1 | 0-0 | 0-0 | 0 | 1 | 1 | 2 | 0 | 0 | 0 | 0 | 0 | 0 | 0 | 5 |
| 11 | Camren Wynter | G | 17:31 | 4-6 | 3-4 | 0-0 | 0 | 5 | 5 | 0 | 1 | 11 | 0 | 1 | 0 | 0 | 0 | 0 |
| 22 | Jalen Pickett | G | 09:20 | 1-3 | 0-0 | 0-0 | 1 | 0 | 1 | 2 | 0 | 2 | 3 | 1 | 0 | 0 | 1 | 2 |
| 12 | Evan Mahaffey | | 11:50 | 2-3 | 0-0 | 0-0 | 1 | 2 | 3 | 0 | 0 | 4 | 1 | 0 | 0 | 0 | 1 | 1 |
| 0 | Kanye Clary | | 09:34 | 2-5 | 0-1 | 0-0 | 0 | 0 | 0 | 0 | 0 | 4 | 0 | 0 | 0 | 0 | 0 | -3 |
| 2 | Myles Dread | | 07:50 | 0-1 | 0-1 | 0-0 | 0 | 0 | 0 | 1 | 0 | 0 | 0 | 0 | 0 | 0 | 0 | -3 |
| 24 | Michael Henn | | 01:53 | 0-0 | 0-0 | 0-0 | 0 | 0 | 0 | 0 | 0 | 0 | 0 | 0 | 0 | 0 | 0 | 0 |
| Team | | | | | | | 0 | 1 | 1 | | | 0 | | 1 | | | | |
| Totals | | | | 13-28 | 6-11 | 5-8 | 4 | 13 | 17 | 5 | 4 | 37 | 5 | 3 | 0 | 0 | 2 | 0 |

| Shooting By Period | | |
|--------------------|-------|-------|
| 1st FG% | 13-28 | 46.4% |
| 3PT% | 6-11 | 54.5% |
| FT% | 5-8 | 62.5% |
| GM FG% | 13-28 | 46.4% |
| 3PT% | 6-11 | 54.5% |
| FT% | 5-8 | 62.5% |

Dead Ball Rebounds: 3, 0

Technical Fouls::NONE

Ohio State - 37

| NO. | Name | F | Min | FG | | | Rebounds | | | Fouls | | TP | AS | TO | ST | Blocks | | +/- |
|---------------|------------------|---|-------|-------|------|-----|----------|----|-----|-------|----|----|----|----|----|--------|----|-----|
| | | | | M-A | 3P | FT | OR | DR | TOT | PF | FD | | | | | BS | BA | |
| 10 | Brice Sensabaugh | F | 14:48 | 5-7 | 2-2 | 2-2 | 0 | 2 | 2 | 0 | 2 | 14 | 1 | 0 | 1 | 0 | 0 | 1 |
| 14 | Justice Sueing | F | 13:51 | 2-5 | 0-0 | 1-1 | 1 | 1 | 2 | 1 | 1 | 5 | 2 | 0 | 0 | 0 | 0 | -4 |
| 34 | Felix Okpara | C | 12:55 | 3-3 | 0-0 | 0-0 | 0 | 1 | 1 | 0 | 0 | 6 | 0 | 0 | 0 | 0 | 0 | 0 |
| 1 | Roddy Gayle Jr. | G | 05:32 | 0-2 | 0-1 | 0-0 | 0 | 2 | 2 | 1 | 0 | 0 | 0 | 0 | 0 | 0 | 0 | -3 |
| 2 | Bruce Thornton | G | 16:25 | 4-5 | 2-3 | 0-0 | 0 | 1 | 1 | 1 | 2 | 10 | 1 | 0 | 0 | 0 | 0 | 1 |
| 3 | Eugene Brown III | | 07:05 | 0-1 | 0-0 | 0-0 | 0 | 0 | 0 | 0 | 0 | 0 | 0 | 0 | 0 | 1 | 0 | 0 |
| 4 | Sean McNeil | | 14:28 | 1-5 | 0-4 | 0-0 | 0 | 0 | 0 | 0 | 0 | 2 | 0 | 0 | 0 | 0 | 0 | 3 |
| 13 | Isaac Likekele | | 14:56 | 0-1 | 0-0 | 0-0 | 0 | 4 | 4 | 1 | 0 | 0 | 1 | 0 | 0 | 1 | 0 | 2 |
| Team | | | | | | | 0 | 0 | 0 | | | 0 | | 0 | | | | |
| Totals | | | | 15-29 | 4-10 | 3-3 | 1 | 11 | 12 | 4 | 5 | 37 | 5 | 0 | 1 | 2 | 0 | 0 |

| Shooting By Period | | |
|--------------------|-------|--------|
| 1st FG% | 15-29 | 51.7% |
| 3PT% | 4-10 | 40.0% |
| FT% | 3-3 | 100% |
| GM FG% | 15-29 | 51.7% |
| 3PT% | 4-10 | 40.0% |
| FT% | 3-3 | 100.0% |

Dead Ball Rebounds: 0, 0

Technical Fouls::NONE

| | PSU | OSU |
|------------------|---------------------------|---------------------------|
| Biggest lead | 6 (1 st 12:00) | 4 (1 st 4:46) |
| Best Scoring Run | 7 (1 st 12:00) | 5 (1 st 14:56) |
| Lead Changes | 12 | |
| Times Tied | 3 | |
| Time with Lead | 11:03 | 05:13 |

| Points from | PSU | OSU |
|---------------|-----|-----|
| Turnovers | 0 | 2 |
| Paint | 10 | 12 |
| Second Chance | 3 | 2 |
| Fast Breaks | 0 | 0 |
| Bench | 8 | 2 |

| | Period by Period Scoring | | |
|-----|--------------------------|-----|-----|
| | 1st | 2nd | TOT |
| PSU | 37 | 38 | 75 |
| OSU | 37 | 34 | 71 |



Penn State at Ohio State

02/23/23 Value City Arena, Columbus, Ohio
Ohio State vs. Penn State

Game Time: 6:30 PM
Game Duration: 1:50
Attendance: 11,996

Officials: James Breeding, Ronald Groover, Don Daily

Period 2

Quarter Starters:

| | | | | | |
|------------|---------------|--------------|-----------------|-------------|--------------|
| OSU | 1 Gayle Jr. R | 2 Thornton B | 10 Sensabaugh B | 14 Sueing J | 34 Okpara F |
| PSU | 1 Lundy S | 3 Njie K | 10 Funk A | 11 Wynter C | 22 Pickett J |

| Game Time | OSU | Score | Diff | PSU |
|-----------|-----------------------------------------------------------------------------|--------------|-----------|--------------------------------------------------------|
| 20:00 | 4 MCNEIL S substitution out | | | |
| 20:00 | 1 GAYLE JR. R substitution in | | | |
| 20:00 | | | | 0 CLARY K substitution out |
| 20:00 | | | | 2 DREAD M substitution out |
| 20:00 | | | | 24 HENN M substitution out |
| 20:00 | | | | 3 NJIE K substitution in |
| 20:00 | | | | 10 FUNK A substitution in |
| 20:00 | | | | 22 PICKETT J substitution in |
| 19:38 | | 37-40 | -3 | 11 WYNTER C 3pt FG , jump shot made (14) |
| 19:38 | | | | 1 LUNDY S assist (1) |
| 19:20 | 10 SENSABAUGH B 2pt FG in the paint, driving layup made (16) | 39-40 | -1 | |
| 19:20 | 14 SUEING J assist (3) | | | |
| 19:02 | 10 SENSABAUGH B foul drawn (3) | | | 3 NJIE K foul offensive (1 - 1) |
| 19:02 | | | | 3 NJIE K turnover offensive (1) |
| 18:38 | 14 SUEING J 2pt FG from turnover in the paint, jump shot missed | | | |
| 18:36 | | | | 3 NJIE K defensive rebound (5) |
| 18:22 | 10 SENSABAUGH B foul personal (1 - 1) | | | 22 PICKETT J foul drawn (1) |
| 18:19 | | 39-42 | -3 | 3 NJIE K 2pt FG in the paint, layup made (4) |
| 18:19 | | | | 11 WYNTER C assist (1) |
| 18:19 | 34 OKPARA F foul shooting (1 - 2) | | | 3 NJIE K foul drawn (1) |
| 18:19 | | 39-43 | -4 | 3 NJIE K free throw 1 - 1 made (5) |
| 18:02 | 10 SENSABAUGH B 3pt FG , jump shot missed | | | |
| 17:59 | 14 SUEING J offensive rebound (3) | | | |
| 17:43 | 2 THORNTON B 3pt FG second chance, jump shot made (13) | 42-43 | -1 | |
| 17:43 | 10 SENSABAUGH B assist (2) | | | |
| 17:20 | | 42-45 | -3 | 1 LUNDY S 2pt FG in the paint, driving layup made (16) |
| 17:20 | 14 SUEING J substitution out | | | |
| 17:20 | 13 LIKEKELE I substitution in | | | |
| 17:09 | 2 THORNTON B 2pt FG outside the paint, jump shot missed | | | |
| 17:06 | offensive rebound (14) | | | |
| 17:06 | 13 LIKEKELE I foul drawn (1) | | | 22 PICKETT J foul personal (3 - 2) |
| 17:01 | 10 SENSABAUGH B 2pt FG second chance outside the paint, jump shot made (18) | 44-45 | -1 | |
| 17:01 | 13 LIKEKELE I assist (2) | | | |
| 16:42 | | 44-48 | -4 | 22 PICKETT J 3pt FG , jump shot made (5) |
| 16:42 | | | | 1 LUNDY S assist (2) |
| 16:17 | 34 OKPARA F foul drawn (1) | | | 1 LUNDY S foul personal (1 - 3) |
| 16:10 | 34 OKPARA F 2pt FG in the paint, turnaround jump shot made (8) | 46-48 | -2 | |
| 15:55 | | | | 1 LUNDY S 3pt FG , jump shot missed |
| 15:53 | | | | offensive rebound (19) |
| 15:53 | 34 OKPARA F foul personal (2 - 3) | | | 1 LUNDY S foul drawn (4) |



Penn State at Ohio State

02/23/23 Value City Arena, Columbus, Ohio
Ohio State vs. Penn State

Game Time: 6:30 PM
Game Duration: 1:50
Attendance: 11,996

Officials: James Breeding, Ronald Groover, Don Daily

| Game Time | OSU | Score | Diff | PSU |
|-----------|-------------------------------------------------------------------|--------------|-----------|-----------------------------------------------------------------------------------|
| 15:53 | Timeout media | | | |
| 15:53 | 10 SENSABAUGH B substitution out | | | |
| 15:53 | 14 SUEING J substitution in | | | |
| 15:40 | | 46-50 | -4 | 22 PICKETT J 2pt FG second chance outside the paint, step back jump shot made (7) |
| 15:14 | 1 GAYLE JR. R 3pt FG , jump shot made (3) | 49-50 | -1 | |
| 15:14 | 13 LIKEKELE I assist (3) | | | |
| 14:56 | 34 OKPARA F substitution out | | | |
| 14:56 | 3 BROWN III E substitution in | | | |
| 14:56 | | | | 3 NJIE K substitution out |
| 14:56 | | | | 2 DREAD M substitution in |
| 14:44 | | 49-53 | -4 | 1 LUNDY S 3pt FG , jump shot made (19) |
| 14:44 | | | | 22 PICKETT J assist (4) |
| 14:18 | 14 SUEING J 2pt FG outside the paint, turnaround jump shot missed | | | |
| 14:15 | | | | 1 LUNDY S defensive rebound (3) |
| 13:59 | 2 THORNTON B foul shooting (2 - 4) | | | 22 PICKETT J foul drawn (2) |
| 13:59 | | 49-54 | -5 | 22 PICKETT J free throw 1 - 2 made (8) |
| 13:59 | 1 GAYLE JR. R substitution out | | | |
| 13:59 | 4 MCNEIL S substitution in | | | |
| 13:59 | | 49-55 | -6 | 22 PICKETT J free throw 2 - 2 made (9) |
| 13:59 | | | | 22 PICKETT J substitution out |
| 13:59 | | | | 12 MAHAFFEY E substitution in |
| 13:48 | 13 LIKEKELE I 2pt FG in the paint, turnaround jump shot made (2) | 51-55 | -4 | |
| 13:27 | | | | 11 WYNTER C 2pt FG outside the paint, jump shot missed |
| 13:25 | 13 LIKEKELE I defensive rebound (5) | | | |
| 13:20 | 2 THORNTON B 3pt FG , jump shot missed | | | |
| 13:17 | 14 SUEING J offensive rebound (4) | | | |
| 13:17 | 2 THORNTON B foul drawn (3) | | | 2 DREAD M foul shooting (2 - 4) |
| 13:17 | 2 THORNTON B free throw 1 - 3 made (14) | 52-55 | -3 | |
| 13:17 | 2 THORNTON B free throw 2 - 3 missed | | | |
| 13:17 | offensive dead ball rebound (1) | | | |
| 13:17 | | | | 2 DREAD M substitution out |
| 13:17 | | | | 22 PICKETT J substitution in |
| 13:17 | 2 THORNTON B free throw 3 - 3 made (15) | 53-55 | -2 | |
| 13:00 | | | | 10 FUNK A 2pt FG in the paint, floating jump shot missed |
| 12:57 | 2 THORNTON B defensive rebound (2) | | | |
| 12:50 | 13 LIKEKELE I 2pt FG in the paint, driving layup made (4) | 55-55 | 0 | |
| 12:33 | | | | 1 LUNDY S 3pt FG , jump shot missed |
| 12:31 | 2 THORNTON B defensive rebound (3) | | | |
| 12:18 | 13 LIKEKELE I foul drawn (2) | | | 10 FUNK A foul personal (3 - 5) |
| 12:18 | | | | 10 FUNK A substitution out |
| 12:18 | | | | 0 CLARY K substitution in |
| 12:01 | 2 THORNTON B 3pt FG , jump shot missed | | | |
| 11:58 | | | | 0 CLARY K defensive rebound (1) |
| 11:46 | | | | 0 CLARY K 2pt FG outside the paint, jump shot missed |
| 11:43 | 14 SUEING J defensive rebound (5) | | | |
| 11:28 | 14 SUEING J 2pt FG in the paint, layup made (7) | 57-55 | 2 | |



Penn State at Ohio State

02/23/23 Value City Arena, Columbus, Ohio
Ohio State vs. Penn State

Game Time: 6:30 PM
Game Duration: 1:50
Attendance: 11,996

Officials: James Breeding, Ronald Groover, Don Daily

| Game Time | OSU | Score | Diff | PSU |
|-----------|-------------------------------------------------------------------|--------------|-----------|-------------------------------------------------------------------------|
| 11:28 | 13 LIKEKELE I assist (4) | | | |
| 10:59 | | 57-57 | 0 | 11 WYNTER C 2pt FG in the paint, driving layup made (16) |
| 10:59 | 4 MCNEIL S foul shooting (1 - 5) | | | 11 WYNTER C foul drawn (2) |
| 10:59 | Timeout media | | | |
| 10:59 | | | | 1 LUNDY S substitution out |
| 10:59 | | | | 2 DREAD M substitution in |
| 10:59 | | | | 11 WYNTER C free throw 1 - 1 missed |
| 10:58 | 14 SUEING J defensive rebound (6) | | | |
| 10:33 | 13 LIKEKELE I turnover lost ball (1) | | | 2 DREAD M steal (1) |
| 10:05 | | 57-59 | -2 | 11 WYNTER C 2pt FG from turnover outside the paint, jump shot made (18) |
| 09:33 | 13 LIKEKELE I 2pt FG outside the paint, jump shot missed | | | |
| 09:29 | 3 BROWN III E offensive rebound (1) | | | |
| 09:19 | 14 SUEING J 3pt FG second chance, jump shot missed | | | |
| 09:16 | | | | 11 WYNTER C defensive rebound (6) |
| 08:51 | | | | 22 PICKETT J 2pt FG in the paint, jump shot blocked |
| 08:51 | 14 SUEING J block (1) | | | |
| 08:48 | 14 SUEING J defensive rebound (7) | | | |
| 08:32 | 4 MCNEIL S 3pt FG , jump shot made (5) | 60-59 | 1 | |
| 08:06 | | 60-61 | -1 | 0 CLARY K 2pt FG in the paint, jump shot made (6) |
| 07:32 | 13 LIKEKELE I 3pt FG , jump shot made (7) | 63-61 | 2 | |
| 07:32 | 14 SUEING J assist (4) | | | |
| 07:15 | | 63-64 | -1 | 22 PICKETT J 3pt FG , jump shot made (12) |
| 06:52 | 2 THORNTON B 2pt FG outside the paint, jump shot made (17) | 65-64 | 1 | |
| 06:50 | Timeout 30 Sec | | | |
| 06:50 | Timeout media | | | |
| 06:50 | 3 BROWN III E substitution out | | | |
| 06:50 | 10 SENSABAUGH B substitution in | | | |
| 06:50 | | | | 0 CLARY K substitution out |
| 06:50 | | | | 12 MAHAFFEY E substitution out |
| 06:50 | | | | 1 LUNDY S substitution in |
| 06:50 | | | | 10 FUNK A substitution in |
| 06:26 | | | | 2 DREAD M 3pt FG , jump shot missed |
| 06:23 | 14 SUEING J defensive rebound (8) | | | |
| 06:00 | 14 SUEING J 2pt FG in the paint, turnaround jump shot missed | | | |
| 05:58 | | | | 1 LUNDY S defensive rebound (4) |
| 05:49 | | 65-66 | -1 | 22 PICKETT J 2pt FG in the paint, layup made (14) |
| 05:20 | 13 LIKEKELE I 2pt FG in the paint, jump shot blocked | | | |
| 05:20 | | | | 22 PICKETT J block (1) |
| 05:17 | 13 LIKEKELE I offensive rebound (6) | | | |
| 05:15 | 13 LIKEKELE I 2pt FG second chance in the paint, jump shot missed | | | |
| 05:15 | offensive rebound (25) | | | |
| 05:14 | Timeout media | | | |
| 05:01 | 4 MCNEIL S 2pt FG second chance in the paint, layup missed | | | |
| 04:58 | | | | 1 LUNDY S defensive rebound (5) |
| 04:36 | | 65-68 | -3 | 22 PICKETT J 2pt FG outside the paint, turnaround jump shot made (16) |
| 04:17 | 14 SUEING J 2pt FG in the paint, jump shot missed | | | |
| 04:14 | | | | 22 PICKETT J defensive rebound (2) |



Penn State at Ohio State

02/23/23 Value City Arena, Columbus, Ohio
Ohio State vs. Penn State

Game Time: 6:30 PM
Game Duration: 1:50
Attendance: 11,996

Officials: James Breeding, Ronald Groover, Don Daily

| Game Time | OSU | Score | Diff | PSU |
|----------------------|-------------------------------------------------------------------------|--------------|-----------|-------------------------------------------------------|
| 03:52 | | | | 11 WYNTER C 2pt FG in the paint, driving layup missed |
| 03:50 | 10 SENSABAUGH B defensive rebound (3) | | | |
| 03:32 | 10 SENSABAUGH B 2pt FG outside the paint, jump shot missed | | | |
| 03:28 | | | | 22 PICKETT J defensive rebound (3) |
| 02:59 | | 65-70 | -5 | 22 PICKETT J 2pt FG in the paint, jump shot made (18) |
| 02:39 | 10 SENSABAUGH B 2pt FG in the paint, layup made (20) | 67-70 | -3 | |
| 02:13 | | | | 11 WYNTER C 2pt FG in the paint, layup missed |
| 02:12 | | | | offensive rebound (27) |
| 02:12 | Timeout media | | | |
| 02:12 | 4 MCNEIL S substitution out | | | |
| 02:12 | 10 SENSABAUGH B substitution out | | | |
| 02:12 | 1 GAYLE JR. R substitution in | | | |
| 02:12 | 3 BROWN III E substitution in | | | |
| 01:58 | | | | 2 DREAD M 3pt FG second chance, jump shot missed |
| 01:55 | 14 SUEING J defensive rebound (9) | | | |
| 01:51 | Timeout 30 Sec | | | |
| 01:51 | 1 GAYLE JR. R substitution out | | | |
| 01:51 | 3 BROWN III E substitution out | | | |
| 01:51 | 4 MCNEIL S substitution in | | | |
| 01:51 | 10 SENSABAUGH B substitution in | | | |
| 01:40 | 10 SENSABAUGH B 2pt FG outside the paint, jump shot missed | | | |
| 01:39 | offensive rebound (28) | | | |
| 01:24 | 2 THORNTON B 2pt FG second chance in the paint, driving layup made (19) | 69-70 | -1 | |
| 00:59 | | 69-72 | -3 | 22 PICKETT J 2pt FG in the paint, layup made (20) |
| 00:59 | 10 SENSABAUGH B foul shooting (2 - 6) | | | 22 PICKETT J foul drawn (3) |
| 00:59 | | 69-73 | -4 | 22 PICKETT J free throw 1 - 1 made (21) |
| 00:44 | Timeout 60 Sec | | | |
| 00:33 | 14 SUEING J 2pt FG in the paint, jump shot made (9) | 71-73 | -2 | |
| 00:28 | 14 SUEING J foul personal (2 - 7) | | | 22 PICKETT J foul drawn (4) |
| 00:28 | | 71-74 | -3 | 22 PICKETT J 1&1 free throw 1 made (22) |
| 00:28 | | 71-75 | -4 | 22 PICKETT J 1&1 free throw 2 made (23) |
| 00:20 | 4 MCNEIL S 3pt FG , jump shot missed | | | |
| 00:17 | 2 THORNTON B offensive rebound (4) | | | |
| 00:16 | 2 THORNTON B 3pt FG second chance, jump shot missed | | | |
| 00:13 | 14 SUEING J offensive rebound (10) | | | |
| 00:11 | 4 MCNEIL S 3pt FG second chance, jump shot missed | | | |
| 00:08 | 10 SENSABAUGH B offensive rebound (4) | | | |
| 00:06 | 10 SENSABAUGH B 3pt FG second chance, jump shot missed | | | |
| 00:03 | 4 MCNEIL S offensive rebound (1) | | | |
| 00:01 | 4 MCNEIL S 3pt FG second chance, jump shot missed | | | |
| 00:00 | 10 SENSABAUGH B offensive rebound (5) | | | |
| END OF GAME | | | | |
| OSU 71-75 PSU | | | | |



Penn State at Ohio State

02/23/23 Value City Arena, Columbus, Ohio
Ohio State vs. Penn State

Game Time: 6:30 PM
Game Duration: 1:50
Attendance: 11,996

Officials: James Breeding, Ronald Groover, Don Daily

Penn State - 38

| NO. | Name | F | Min | FG | 3P | FT | Rebounds | | | Fouls | | TP | AS | TO | ST | Blocks | | +/- |
|---------------|---------------|---|-------|-------|-----|-----|----------|----|-----|-------|----|----|----|----|----|--------|----|-----|
| | | | | M-A | M-A | M-A | OR | DR | TOT | PF | FD | | | | | BS | BA | |
| 1 | Seth Lundy | F | 15:51 | 2-4 | 1-3 | 0-0 | 0 | 3 | 3 | 1 | 1 | 5 | 2 | 0 | 0 | 0 | 0 | 5 |
| 3 | Kebba Njie | F | 05:04 | 1-1 | 0-0 | 1-1 | 0 | 1 | 1 | 1 | 1 | 3 | 0 | 1 | 0 | 0 | 0 | 1 |
| 10 | Andrew Funk | G | 14:32 | 0-1 | 0-0 | 0-0 | 0 | 0 | 0 | 1 | 0 | 0 | 0 | 0 | 0 | 0 | 0 | 5 |
| 11 | Camren Wynter | G | 20:00 | 3-6 | 1-1 | 0-1 | 0 | 1 | 1 | 0 | 1 | 7 | 1 | 0 | 0 | 0 | 0 | 4 |
| 22 | Jalen Pickett | G | 19:18 | 7-8 | 2-2 | 5-5 | 0 | 2 | 2 | 1 | 4 | 21 | 1 | 0 | 0 | 1 | 1 | 7 |
| 24 | Michael Henn | | 00:00 | 0-0 | 0-0 | 0-0 | 0 | 0 | 0 | 0 | 0 | 0 | 0 | 0 | 0 | 0 | 0 | 0 |
| 2 | Myles Dread | | 12:38 | 0-2 | 0-2 | 0-0 | 0 | 0 | 0 | 1 | 0 | 0 | 0 | 0 | 1 | 0 | 0 | 6 |
| 12 | Evan Mahaffey | | 07:09 | 0-0 | 0-0 | 0-0 | 0 | 0 | 0 | 0 | 0 | 0 | 0 | 0 | 0 | 0 | 0 | -7 |
| 0 | Kanye Clary | | 05:28 | 1-2 | 0-0 | 0-0 | 0 | 1 | 1 | 0 | 0 | 2 | 0 | 0 | 0 | 0 | 0 | -1 |
| Team | | | | | | | 2 | 0 | 2 | | | 0 | | 0 | | | | |
| Totals | | | | 14-24 | 4-8 | 6-7 | 2 | 8 | 10 | 5 | 7 | 38 | 4 | 1 | 1 | 1 | 1 | 4 |

| Shooting By Period | | |
|---------------------|-------|-------|
| 2 nd FG% | 14-24 | 58.3% |
| 3PT% | 4-8 | 50.0% |
| FT% | 6-7 | 85.7% |
| GM FG% | 14-24 | 58.3% |
| 3PT% | 4-8 | 50.0% |
| FT% | 6-7 | 85.7% |

Dead Ball Rebounds: 0, 0

Technical Fouls::NONE

Ohio State - 34

| NO. | Name | F | Min | FG | 3P | FT | Rebounds | | | Fouls | | TP | AS | TO | ST | Blocks | | +/- |
|---------------|------------------|---|-------|-------|------|-----|----------|----|-----|-------|----|----|----|----|----|--------|----|-----|
| | | | | M-A | M-A | M-A | OR | DR | TOT | PF | FD | | | | | BS | BA | |
| 10 | Brice Sensabaugh | F | 10:36 | 3-7 | 0-2 | 0-0 | 2 | 1 | 3 | 2 | 1 | 6 | 1 | 0 | 0 | 0 | 0 | -7 |
| 14 | Justice Sueing | F | 18:33 | 2-7 | 0-1 | 0-0 | 3 | 5 | 8 | 1 | 0 | 4 | 2 | 0 | 0 | 1 | 0 | -5 |
| 34 | Felix Okpara | C | 05:04 | 1-1 | 0-0 | 0-0 | 0 | 0 | 0 | 2 | 1 | 2 | 0 | 0 | 0 | 0 | 0 | -1 |
| 1 | Roddy Gayle Jr. | G | 06:22 | 1-1 | 1-1 | 0-0 | 0 | 0 | 0 | 0 | 0 | 3 | 0 | 0 | 0 | 0 | 0 | -5 |
| 2 | Bruce Thornton | G | 20:00 | 3-7 | 1-4 | 2-3 | 1 | 2 | 3 | 1 | 1 | 9 | 0 | 0 | 0 | 0 | 0 | -4 |
| 13 | Isaac Likekele | | 17:20 | 3-6 | 1-1 | 0-0 | 1 | 1 | 2 | 0 | 2 | 7 | 3 | 1 | 0 | 0 | 1 | -1 |
| 3 | Eugene Brown III | | 08:27 | 0-0 | 0-0 | 0-0 | 1 | 0 | 1 | 0 | 0 | 0 | 0 | 0 | 0 | 0 | 0 | 2 |
| 4 | Sean McNeil | | 13:38 | 1-5 | 1-4 | 0-0 | 1 | 0 | 1 | 1 | 0 | 3 | 0 | 0 | 0 | 0 | 0 | 1 |
| Team | | | | | | | 3 | 0 | 3 | | | 0 | | 0 | | | | |
| Totals | | | | 14-34 | 4-13 | 2-3 | 12 | 9 | 21 | 7 | 5 | 34 | 6 | 1 | 0 | 1 | 1 | -4 |

| Shooting By Period | | |
|---------------------|-------|-------|
| 2 nd FG% | 14-34 | 41.2% |
| 3PT% | 4-13 | 30.8% |
| FT% | 2-3 | 66.7% |
| GM FG% | 14-34 | 41.2% |
| 3PT% | 4-13 | 30.8% |
| FT% | 2-3 | 66.7% |

Dead Ball Rebounds: 1, 0

Technical Fouls::NONE

| | PSU | OSU |
|------------------|---------------------------|---------------------------|
| Biggest lead | 6 (2 nd 13:59) | 2 (2 nd 11:28) |
| Best Scoring Run | 6(2 nd 2:59) | 8(2 nd 11:28) |
| Lead Changes | 9 | |
| Times Tied | 2 | |
| Time with Lead | 15:07 | 02:15 |

| Points from | PSU | OSU |
|---------------|-----|-----|
| Turnovers | 2 | 0 |
| Paint | 14 | 16 |
| Second Chance | 2 | 9 |
| Fast Breaks | 0 | 0 |
| Bench | 2 | 10 |

| | Period by Period Scoring | | |
|-----|--------------------------|-----|-----|
| | 1st | 2nd | TOT |
| PSU | 37 | 38 | 75 |
| OSU | 37 | 34 | 71 |

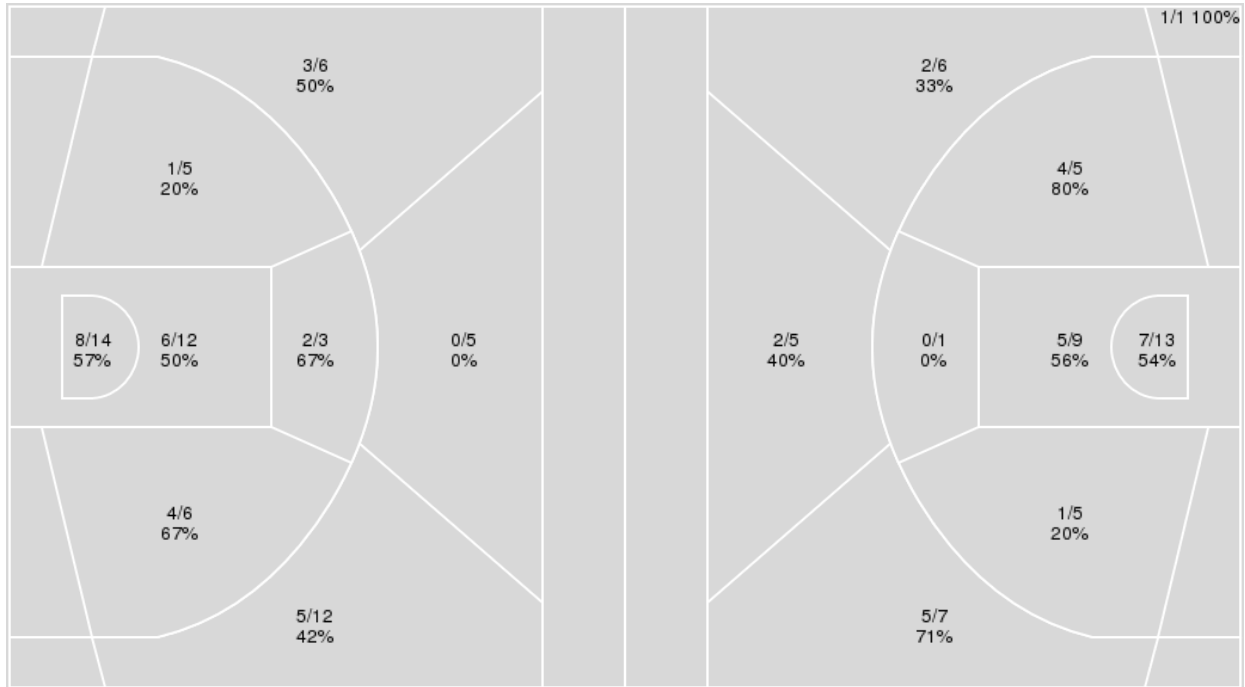


Officials: James Breeding, Ronald Groover, Don Daily

{ Players => 0, 1, 2, 3, 4, 10, 13, 14, 15, 23, 24, 34, 42, 44; } FG Types { Players => All; } FG Types => All; Results => All;
 => All; Results => All;

Ohio State

Penn State



| Ohio State | M/A | % |
|-------------|-------|----|
| Field Goals | 29/63 | 46 |
| 2 Points | 21/40 | 52 |
| 3 Points | 8/23 | 35 |
| Free Throws | 5/6 | 83 |

| Penn State | M/A | % |
|-------------|-------|----|
| Field Goals | 27/52 | 52 |
| 2 Points | 17/33 | 52 |
| 3 Points | 10/19 | 53 |
| Free Throws | 11/15 | 73 |



Penn State at Ohio State

02/23/23 Value City Arena, Columbus, Ohio
Ohio State vs. Penn State

Game Time: 6:30 PM
Game Duration: 1:50
Attendance: 11,996

Officials: James Breeding, Ronald Groover, Don Daily

Penn State

| No | Name | Mins | | Score | | Points Diff | | Points per Min | | Assists | | Rebounds | | Steals | | Turnovers | |
|----|---------------|-------|-------|---------|---------|-------------|-----|----------------|------|---------|-----|----------|-----|--------|-----|-----------|-----|
| | | On | Off | On | Off | On | Off | On | Off | On | Off | On | Off | On | Off | On | Off |
| 0 | Kanye Clary | 15:02 | 24:58 | 23 - 27 | 52 - 44 | -4 | 8 | 1.53 | 2.08 | 0 | 9 | 8 | 19 | 1 | 0 | 1 | 3 |
| 1 | Seth Lundy | 32:49 | 07:11 | 64 - 61 | 11 - 10 | 3 | 1 | 1.95 | 1.53 | 9 | 0 | 22 | 5 | 0 | 1 | 4 | 0 |
| 2 | Myles Dread | 20:28 | 19:32 | 31 - 28 | 44 - 43 | 3 | 1 | 1.51 | 2.25 | 1 | 8 | 14 | 13 | 1 | 0 | 0 | 4 |
| 3 | Kebba Njie | 17:25 | 22:35 | 40 - 39 | 35 - 32 | 1 | 3 | 2.30 | 1.55 | 8 | 1 | 11 | 16 | 0 | 1 | 3 | 1 |
| 10 | Andrew Funk | 27:15 | 12:45 | 56 - 46 | 19 - 25 | 10 | -6 | 2.06 | 1.49 | 9 | 0 | 22 | 5 | 0 | 1 | 3 | 1 |
| 11 | Camren Wynter | 37:31 | 02:29 | 69 - 65 | 6 - 6 | 4 | 0 | 1.84 | 2.42 | 9 | 0 | 27 | 0 | 1 | 0 | 3 | 1 |
| 12 | Evan Mahaffey | 18:59 | 21:01 | 33 - 39 | 42 - 32 | -6 | 10 | 1.74 | 2.00 | 2 | 7 | 11 | 16 | 1 | 0 | 3 | 1 |
| 22 | Jalen Pickett | 28:38 | 11:22 | 59 - 50 | 16 - 21 | 9 | -5 | 2.06 | 1.41 | 7 | 2 | 18 | 9 | 1 | 0 | 3 | 1 |
| 24 | Michael Henn | 01:53 | 38:07 | 0 - 0 | 75 - 71 | 0 | 4 | 0.00 | 1.97 | 0 | 9 | 2 | 25 | 0 | 1 | 0 | 4 |

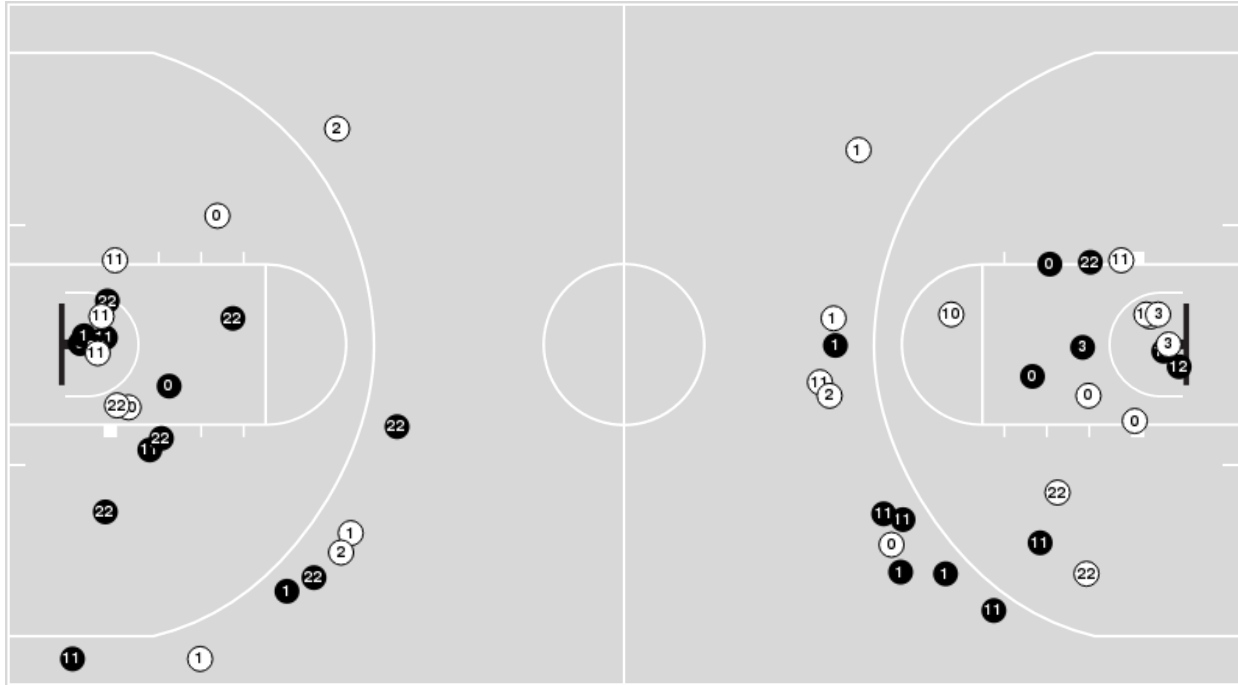
Ohio State

| No | Name | Mins | | Score | | Points Diff | | Points per Min | | Assists | | Rebounds | | Steals | | Turnovers | |
|----|------------------|-------|-------|---------|---------|-------------|-----|----------------|------|---------|-----|----------|-----|--------|-----|-----------|-----|
| | | On | Off | On | Off | On | Off | On | Off | On | Off | On | Off | On | Off | On | Off |
| 1 | Roddy Gayle Jr. | 11:54 | 28:06 | 20 - 28 | 51 - 47 | -8 | 4 | 1.68 | 1.81 | 6 | 5 | 5 | 28 | 0 | 1 | 0 | 1 |
| 2 | Bruce Thornton | 36:25 | 03:35 | 64 - 67 | 7 - 8 | -3 | -1 | 1.76 | 1.95 | 10 | 1 | 31 | 2 | 0 | 1 | 1 | 0 |
| 3 | Eugene Brown III | 15:32 | 24:28 | 26 - 24 | 45 - 51 | 2 | -6 | 1.67 | 1.84 | 3 | 8 | 15 | 18 | 0 | 1 | 1 | 0 |
| 4 | Sean McNeil | 28:06 | 11:54 | 51 - 47 | 20 - 28 | 4 | -8 | 1.81 | 1.68 | 5 | 6 | 28 | 5 | 1 | 0 | 1 | 0 |
| 10 | Brice Sensabaugh | 25:24 | 14:36 | 46 - 52 | 25 - 23 | -6 | 2 | 1.81 | 1.71 | 7 | 4 | 19 | 14 | 1 | 0 | 0 | 1 |
| 13 | Isaac Likekele | 32:16 | 07:44 | 56 - 55 | 15 - 20 | 1 | -5 | 1.74 | 1.94 | 7 | 4 | 31 | 2 | 1 | 0 | 1 | 0 |
| 14 | Justice Sueing | 32:24 | 07:36 | 53 - 62 | 18 - 13 | -9 | 5 | 1.64 | 2.37 | 9 | 2 | 28 | 5 | 1 | 0 | 1 | 0 |
| 34 | Felix Okpara | 17:59 | 22:01 | 39 - 40 | 32 - 35 | -1 | -3 | 2.17 | 1.45 | 8 | 3 | 8 | 25 | 1 | 0 | 0 | 1 |

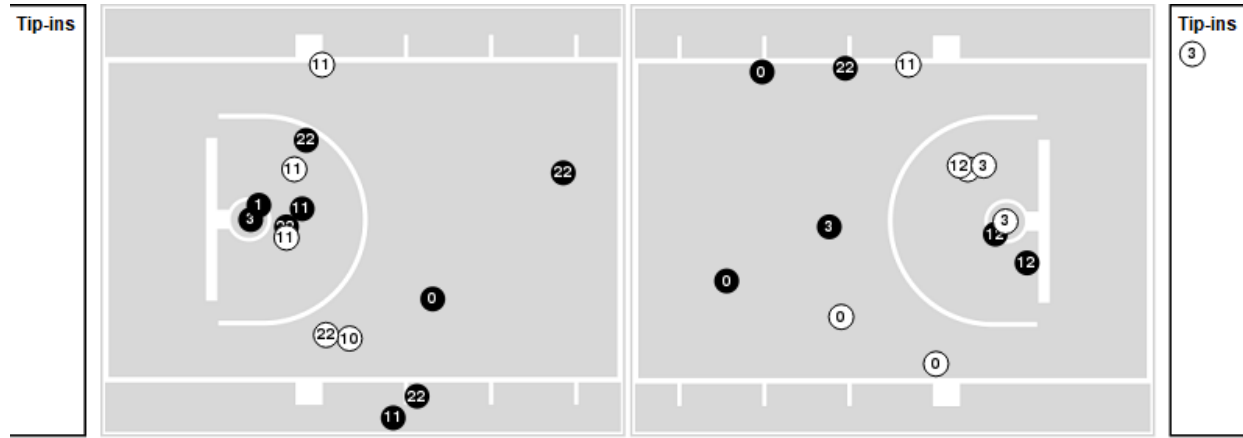


Players => AllFG Types=>AllResults=>All
Penn State

All Field Goals



Blow Up Chart



● Made ○ Missed N - Player Number

| Penn State | M/A | % |
|-------------|-------|----|
| Field Goals | 27/52 | 52 |
| 2 Points | 17/33 | 52 |
| 3 Points | 10/19 | 53 |
| Free Throws | 11/15 | 73 |

| Penn State | M/A | % |
|----------------------|--------------|----|
| Points in the Paint | 24 (12 / 22) | 55 |
| Fast Break Points | 0 (0/0) | 0 |
| Second Chance Points | 5 (2/6) | 33 |
| Effective FG% | 62 | |

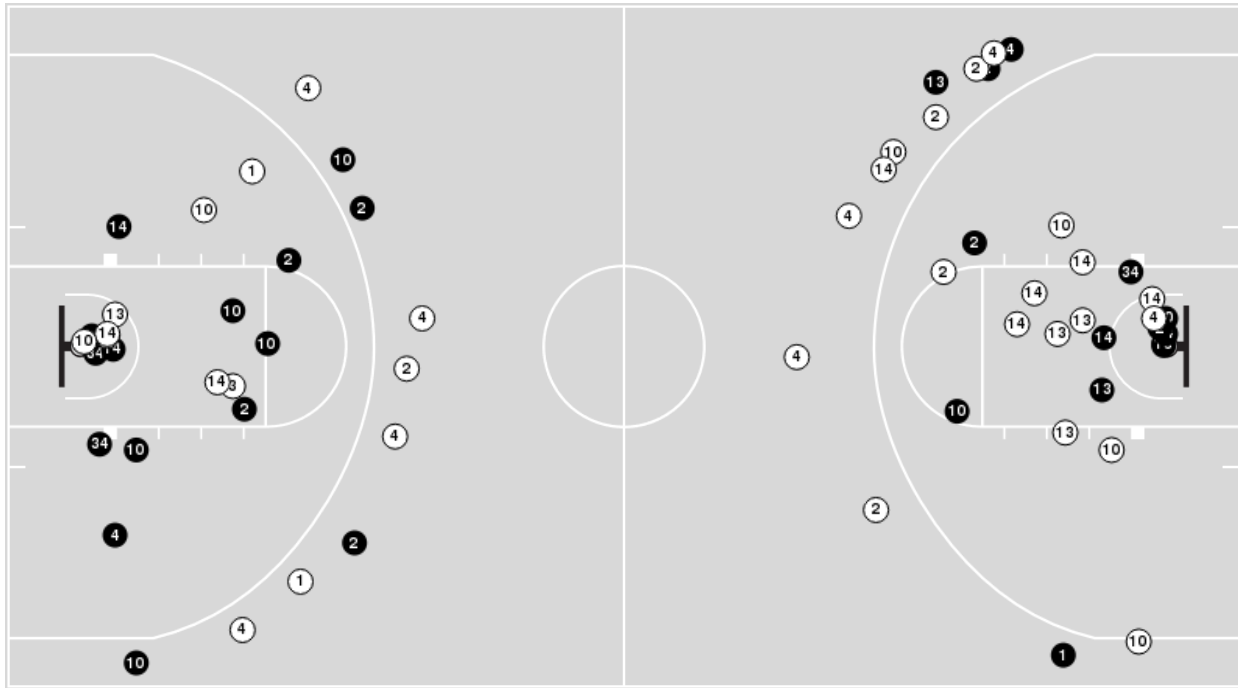


Officials: James Breeding, Ronald Groover, Don Daily

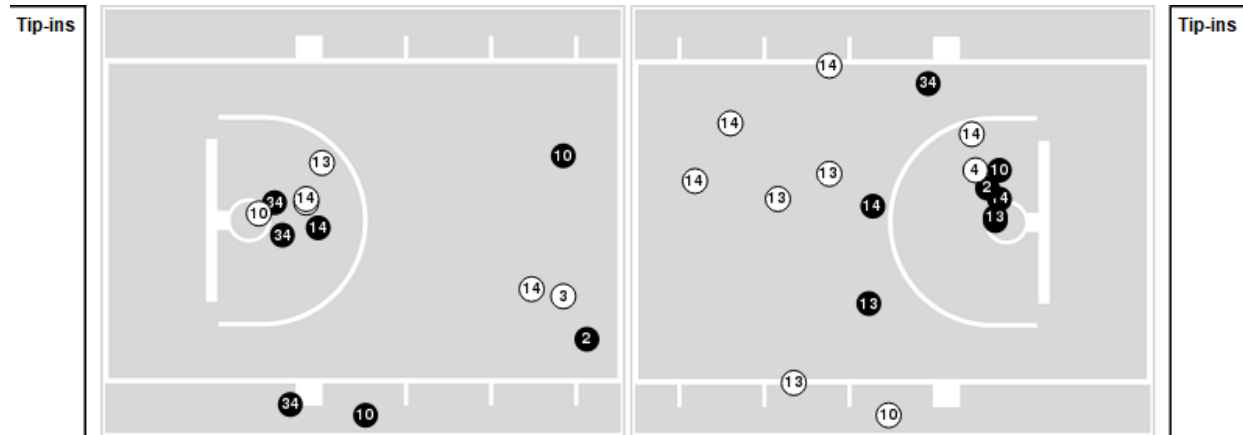
Players => 0, 1, 2, 3, 4, 10, 13, 14, 15, 23, 24, 34, 42, 44 FG Types=>All Results=>All

Ohio State

All Field Goals



Blow Up Chart



● Made ○ Missed N - Player Number

| Ohio State | M/A | % |
|-------------|-------|----|
| Field Goals | 29/63 | 46 |
| 2 Points | 21/40 | 52 |
| 3 Points | 8/23 | 35 |
| Free Throws | 5/6 | 83 |

| Ohio State | M/A | % |
|----------------------|--------------|----|
| Points in the Paint | 28 (14 / 26) | 54 |
| Fast Break Points | 0 (0/0) | 0 |
| Second Chance Points | 11 (6/14) | 43 |
| Effective FG% | 52 | |



Penn State at Ohio State

02/23/23 Value City Arena, Columbus, Ohio
Ohio State vs. Penn State

Game Time: 6:30 PM
Game Duration: 1:50
Attendance: 11,996

Officials: James Breeding, Ronald Groover, Don Daily

Penn State

| Lineup | Quarter On | Time On | Quarter Off | Time Off | Time on Court | Score | Score Diff | Reb | Stl | Tov | Ass | PPP |
|----------------------------------------------------------------------|------------|---------|-------------|----------|---------------|-------|------------|-----|-----|-----|-----|--------|
| 1- Lundy S/ 3- Njie K/ 10- Funk A/ 11- Wynter C/ 22- Pickett J/ | 1 | 20:00 | 1 | 15:47 | 04:13 | 11-8 | 3 | 4 | 0 | 0 | 3 | 2.7500 |
| 1- Lundy S/ 10- Funk A/ 11- Wynter C/ 12- Mahaffey E/ 22- Pickett J/ | 1 | 15:47 | 1 | 13:54 | 01:53 | 4-5 | -1 | 3 | 0 | 1 | 0 | 0.7519 |
| 0- Clary K/ 2- Dread M/ 10- Funk A/ 11- Wynter C/ 12- Mahaffey E/ | 1 | 13:54 | 1 | 11:37 | 02:17 | 4-2 | 2 | 3 | 0 | 0 | 0 | 1.3333 |
| 0- Clary K/ 1- Lundy S/ 2- Dread M/ 11- Wynter C/ 12- Mahaffey E/ | 1 | 11:37 | 1 | 10:01 | 01:36 | 2-3 | -1 | 0 | 0 | 0 | 0 | 1.0000 |
| 0- Clary K/ 1- Lundy S/ 2- Dread M/ 3- Njie K/ 11- Wynter C/ | 1 | 10:01 | 1 | 07:57 | 02:04 | 2-6 | -4 | 2 | 0 | 0 | 0 | 0.6944 |
| 0- Clary K/ 1- Lundy S/ 3- Njie K/ 12- Mahaffey E/ 22- Pickett J/ | 1 | 07:57 | 1 | 05:28 | 02:29 | 6-6 | 0 | 0 | 0 | 1 | 0 | 1.1278 |
| 1- Lundy S/ 3- Njie K/ 10- Funk A/ 11- Wynter C/ 12- Mahaffey E/ | 1 | 05:28 | 1 | 01:53 | 03:35 | 8-7 | 1 | 3 | 0 | 1 | 2 | 1.6000 |
| 2- Dread M/ 10- Funk A/ 11- Wynter C/ 22- Pickett J/ 24- Henn M/ | 1 | 01:53 | 1 | 01:08 | 00:45 | 0-0 | 0 | 1 | 0 | 0 | 0 | 0.0000 |
| 0- Clary K/ 1- Lundy S/ 2- Dread M/ 11- Wynter C/ 24- Henn M/ | 1 | 01:08 | 2 | 20:00 | 01:08 | 0-0 | 0 | 1 | 0 | 0 | 0 | 0.0000 |
| 1- Lundy S/ 3- Njie K/ 10- Funk A/ 11- Wynter C/ 22- Pickett J/ | 2 | 20:00 | 2 | 14:56 | 05:04 | 13-12 | 1 | 2 | 0 | 1 | 3 | 2.0186 |
| 1- Lundy S/ 2- Dread M/ 10- Funk A/ 11- Wynter C/ 22- Pickett J/ | 2 | 14:56 | 2 | 13:59 | 00:57 | 5-0 | 5 | 1 | 0 | 0 | 1 | 2.6596 |
| 1- Lundy S/ 2- Dread M/ 10- Funk A/ 11- Wynter C/ 12- Mahaffey E/ | 2 | 13:59 | 2 | 13:17 | 00:42 | 0-3 | -3 | 0 | 0 | 0 | 0 | 0.0000 |
| 1- Lundy S/ 10- Funk A/ 11- Wynter C/ 12- Mahaffey E/ 22- Pickett J/ | 2 | 13:17 | 2 | 12:18 | 00:59 | 0-3 | -3 | 0 | 0 | 0 | 0 | 0.0000 |
| 0- Clary K/ 1- Lundy S/ 11- Wynter C/ 12- Mahaffey E/ 22- Pickett J/ | 2 | 12:18 | 2 | 10:59 | 01:19 | 2-2 | 0 | 1 | 0 | 0 | 0 | 1.0000 |
| 0- Clary K/ 2- Dread M/ 11- Wynter C/ 12- Mahaffey E/ 22- Pickett J/ | 2 | 10:59 | 2 | 06:50 | 04:09 | 7-8 | -1 | 1 | 1 | 0 | 0 | 1.5766 |
| 1- Lundy S/ 2- Dread M/ 10- Funk A/ 11- Wynter C/ 22- Pickett J/ | 2 | 06:50 | 2 | 00:00 | 06:50 | 11-6 | 5 | 5 | 0 | 0 | 0 | 1.3221 |



Penn State at Ohio State

02/23/23 Value City Arena, Columbus, Ohio
Ohio State vs. Penn State

Game Time: 6:30 PM
Game Duration: 1:50
Attendance: 11,996

Officials: James Breeding, Ronald Groover, Don Daily

Ohio State

| Lineup | Quarter On | Time On | Quarter Off | Time Off | Time on Court | Score | Score Diff | Reb | Stl | Tov | Ass | PPP |
|--------------------------------------------------------------------------------|------------|---------|-------------|----------|---------------|-------|------------|-----|-----|-----|-----|--------|
| 1- Gayle Jr. R/ 2- Thornton B/ 10- Sensabaugh B/ 14- Sueing J/ 34- Okpara F/ | 1 | 20:00 | 1 | 15:47 | 04:13 | 8-11 | -3 | 0 | 0 | 0 | 2 | 1.6000 |
| 2- Thornton B/ 3- Brown III E/ 4- McNeil S/ 10- Sensabaugh B/ 14- Sueing J/ | 1 | 15:47 | 1 | 15:30 | 00:17 | 2-1 | 1 | 0 | 0 | 0 | 0 | 2.2727 |
| 2- Thornton B/ 3- Brown III E/ 4- McNeil S/ 13- Likekele I/ 14- Sueing J/ | 1 | 15:30 | 1 | 11:37 | 03:53 | 6-7 | -1 | 3 | 0 | 0 | 1 | 0.8065 |
| 2- Thornton B/ 3- Brown III E/ 4- McNeil S/ 10- Sensabaugh B/ 13- Likekele I/ | 1 | 11:37 | 1 | 10:01 | 01:36 | 2-2 | 0 | 1 | 0 | 0 | 0 | 2.0000 |
| 2- Thornton B/ 4- McNeil S/ 10- Sensabaugh B/ 13- Likekele I/ 34- Okpara F/ | 1 | 10:01 | 1 | 05:28 | 04:33 | 12-8 | 4 | 3 | 0 | 0 | 1 | 1.7143 |
| 4- McNeil S/ 10- Sensabaugh B/ 13- Likekele I/ 14- Sueing J/ 34- Okpara F/ | 1 | 05:28 | 1 | 01:53 | 03:35 | 7-8 | -1 | 2 | 1 | 0 | 1 | 1.1667 |
| 1- Gayle Jr. R/ 2- Thornton B/ 3- Brown III E/ 13- Likekele I/ 14- Sueing J/ | 1 | 01:53 | 1 | 00:34 | 01:19 | 0-0 | 0 | 2 | 0 | 0 | 0 | 0.0000 |
| 2- Thornton B/ 4- McNeil S/ 10- Sensabaugh B/ 14- Sueing J/ 34- Okpara F/ | 1 | 00:34 | 2 | 20:00 | 00:34 | 0-0 | 0 | 1 | 0 | 0 | 0 | 0.0000 |
| 1- Gayle Jr. R/ 2- Thornton B/ 10- Sensabaugh B/ 14- Sueing J/ 34- Okpara F/ | 2 | 20:00 | 2 | 17:20 | 02:40 | 5-8 | -3 | 1 | 0 | 0 | 2 | 1.6667 |
| 1- Gayle Jr. R/ 2- Thornton B/ 10- Sensabaugh B/ 13- Likekele I/ 34- Okpara F/ | 2 | 17:20 | 2 | 15:53 | 01:27 | 4-3 | 1 | 1 | 0 | 0 | 1 | 2.0000 |
| 1- Gayle Jr. R/ 2- Thornton B/ 13- Likekele I/ 14- Sueing J/ 34- Okpara F/ | 2 | 15:53 | 2 | 14:56 | 00:57 | 3-2 | 1 | 0 | 0 | 0 | 1 | 3.0000 |
| 1- Gayle Jr. R/ 2- Thornton B/ 3- Brown III E/ 13- Likekele I/ 14- Sueing J/ | 2 | 14:56 | 2 | 13:59 | 00:57 | 0-4 | -4 | 0 | 0 | 0 | 0 | 0.0000 |
| 2- Thornton B/ 3- Brown III E/ 4- McNeil S/ 13- Likekele I/ 14- Sueing J/ | 2 | 13:59 | 2 | 06:50 | 07:09 | 16-10 | 6 | 8 | 0 | 1 | 2 | 1.5504 |
| 2- Thornton B/ 4- McNeil S/ 10- Sensabaugh B/ 13- Likekele I/ 14- Sueing J/ | 2 | 06:50 | 2 | 02:12 | 04:38 | 2-6 | -4 | 4 | 0 | 0 | 0 | 0.4000 |
| 1- Gayle Jr. R/ 2- Thornton B/ 3- Brown III E/ 13- Likekele I/ 14- Sueing J/ | 2 | 02:12 | 2 | 01:51 | 00:21 | 0-0 | 0 | 1 | 0 | 0 | 0 | 0.0000 |
| 2- Thornton B/ 4- McNeil S/ 10- Sensabaugh B/ 13- Likekele I/ 14- Sueing J/ | 2 | 01:51 | 2 | 00:00 | 01:51 | 4-5 | -1 | 6 | 0 | 0 | 0 | 2.0000 |



Penn State at Ohio State

02/23/23 Value City Arena, Columbus, Ohio
Ohio State vs. Penn State

Game Time: 6:30 PM
Game Duration: 1:50
Attendance: 11,996

Officials: James Breeding, Ronald Groover, Don Daily

Penn State

| Lineup | Time | Score | Score Diff | Pts/Min | Reb | Stl | Tov | Ass | PPP |
|------------------------------------------------------------------|-------|-------|------------|---------|-----|-----|-----|-----|--------|
| 1- Lundy S/3- Njie K/10- Funk A/11- Wynter C/22- Pickett J/ | 09:17 | 24-20 | 4 | 2.5853 | 6 | 0 | 1 | 6 | 2.2989 |
| 1- Lundy S/2- Dread M/10- Funk A/11- Wynter C/22- Pickett J/ | 07:47 | 16-6 | 10 | 2.0557 | 6 | 0 | 0 | 1 | 1.5686 |
| 0- Clary K/2- Dread M/11- Wynter C/12- Mahaffey E/22- Pickett J/ | 04:09 | 7-8 | -1 | 1.6867 | 1 | 1 | 0 | 0 | 1.5766 |
| 1- Lundy S/3- Njie K/10- Funk A/11- Wynter C/12- Mahaffey E/ | 03:35 | 8-7 | 1 | 2.2326 | 3 | 0 | 1 | 2 | 1.6000 |
| 1- Lundy S/10- Funk A/11- Wynter C/12- Mahaffey E/22- Pickett J/ | 02:52 | 4-8 | -4 | 1.3953 | 3 | 0 | 1 | 0 | 0.5464 |
| 0- Clary K/1- Lundy S/3- Njie K/12- Mahaffey E/22- Pickett J/ | 02:29 | 6-6 | 0 | 2.4161 | 0 | 0 | 1 | 0 | 1.1278 |
| 0- Clary K/2- Dread M/10- Funk A/11- Wynter C/12- Mahaffey E/ | 02:17 | 4-2 | 2 | 1.7518 | 3 | 0 | 0 | 0 | 1.3333 |
| 0- Clary K/1- Lundy S/2- Dread M/3- Njie K/11- Wynter C/ | 02:04 | 2-6 | -4 | 0.9677 | 2 | 0 | 0 | 0 | 0.6944 |
| 0- Clary K/1- Lundy S/2- Dread M/11- Wynter C/12- Mahaffey E/ | 01:36 | 2-3 | -1 | 1.2500 | 0 | 0 | 0 | 0 | 1.0000 |
| 0- Clary K/1- Lundy S/11- Wynter C/12- Mahaffey E/22- Pickett J/ | 01:19 | 2-2 | 0 | 1.5190 | 1 | 0 | 0 | 0 | 1.0000 |
| 0- Clary K/1- Lundy S/2- Dread M/11- Wynter C/24- Henn M/ | 01:08 | 0-0 | 0 | 0.0000 | 1 | 0 | 0 | 0 | 0.0000 |
| 2- Dread M/10- Funk A/11- Wynter C/22- Pickett J/24- Henn M/ | 00:45 | 0-0 | 0 | 0.0000 | 1 | 0 | 0 | 0 | 0.0000 |
| 1- Lundy S/2- Dread M/10- Funk A/11- Wynter C/12- Mahaffey E/ | 00:42 | 0-3 | -3 | 0.0000 | 0 | 0 | 0 | 0 | 0.0000 |



Penn State at Ohio State

02/23/23 Value City Arena, Columbus, Ohio
Ohio State vs. Penn State

Game Time: 6:30 PM
Game Duration: 1:50
Attendance: 11,996

Officials: James Breeding, Ronald Groover, Don Daily

Ohio State

| Lineup | Time | Score | Score Diff | Pts/Min | Reb | Stl | Tov | Ass | PPP |
|--------------------------------------------------------------------------------|-------|-------|------------|---------|-----|-----|-----|-----|--------|
| 2- Thornton B/ 3- Brown III E/ 4- McNeil S/ 13- Likekele I/ 14- Sueing J/ | 11:02 | 22-17 | 5 | 1.9940 | 11 | 0 | 1 | 3 | 1.2387 |
| 1- Gayle Jr. R/ 2- Thornton B/ 10- Sensabaugh B/ 14- Sueing J/ 34- Okpara F/ | 06:53 | 13-19 | -6 | 1.8886 | 1 | 0 | 0 | 4 | 1.6250 |
| 2- Thornton B/ 4- McNeil S/ 10- Sensabaugh B/ 13- Likekele I/ 14- Sueing J/ | 06:29 | 6-11 | -5 | 0.9254 | 10 | 0 | 0 | 0 | 0.8571 |
| 2- Thornton B/ 4- McNeil S/ 10- Sensabaugh B/ 13- Likekele I/ 34- Okpara F/ | 04:33 | 12-8 | 4 | 2.6374 | 3 | 0 | 0 | 1 | 1.7143 |
| 4- McNeil S/ 10- Sensabaugh B/ 13- Likekele I/ 14- Sueing J/ 34- Okpara F/ | 03:35 | 7-8 | -1 | 1.9535 | 2 | 1 | 0 | 1 | 1.1667 |
| 1- Gayle Jr. R/ 2- Thornton B/ 3- Brown III E/ 13- Likekele I/ 14- Sueing J/ | 02:37 | 0-4 | -4 | 0.0000 | 3 | 0 | 0 | 0 | 0.0000 |
| 2- Thornton B/ 3- Brown III E/ 4- McNeil S/ 10- Sensabaugh B/ 13- Likekele I/ | 01:36 | 2-2 | 0 | 1.2500 | 1 | 0 | 0 | 0 | 2.0000 |
| 1- Gayle Jr. R/ 2- Thornton B/ 10- Sensabaugh B/ 13- Likekele I/ 34- Okpara F/ | 01:27 | 4-3 | 1 | 2.7586 | 1 | 0 | 0 | 1 | 2.0000 |
| 1- Gayle Jr. R/ 2- Thornton B/ 13- Likekele I/ 14- Sueing J/ 34- Okpara F/ | 00:57 | 3-2 | 1 | 3.1579 | 0 | 0 | 0 | 1 | 3.0000 |
| 2- Thornton B/ 4- McNeil S/ 10- Sensabaugh B/ 14- Sueing J/ 34- Okpara F/ | 00:34 | 0-0 | 0 | 0.0000 | 1 | 0 | 0 | 0 | 0.0000 |
| 2- Thornton B/ 3- Brown III E/ 4- McNeil S/ 10- Sensabaugh B/ 14- Sueing J/ | 00:17 | 2-1 | 1 | 7.0588 | 0 | 0 | 0 | 0 | 2.2727 |