









ALL-TIME COACHING RECORDS

	PHYLLIS BAILEY 1966-70 (28-10, .737)
	MARY COMBS 1971-72 (14-6, .700)
	DEBBIE WILSON 1973-80 (157-58, .739)
	TARA VANDERVEER 1981-85 (110-37, .748)
	NANCY DARSCH 1986-97 (234-125, .652)
	BETH BURNS 1998-2002 (81-65, .555)
	JIM FOSTER 2003-13 (279-82, .772)
	KEVIN MCGUFF 2014-Present (144-92, .610) @

Year	Overall Won-Lost	Overall Pct.	Big Ten Won-Lost	Big Ten Pct.	Big Ten Finish	Big Ten Tournament	Postseason	Head Coach
1965-66#	3-4	.429	-	-	-	-	-	Phyllis J. Bailey
1966-67	5-3	.625	-	-	-	-	-	Phyllis J. Bailey
1967-68	5-1	.833	-	-	-	-	-	Phyllis J. Bailey
1968-69	8-2	.800	-	-	-	-	-	Phyllis J. Bailey
1969-70	7-0	1.000	-	-	-	-	-	Phyllis J. Bailey
1970-71	4-2	.667	-	-	-	-	-	Mary Combs
1971-72	10-4	.714	-	-	-	-	-	Mary Combs
1972-73	15-1	.938	-	-	-	-	-	Debbie Wilson
1973-74	18-2	.900	-	-	-	-	-	Debbie Wilson
1974-75	19-5	.792	-	-	-	-	-	Debbie Wilson
1975-76^	26-6	.893	-	-	-	3-0/1st	-	Debbie Wilson
1976-77	21-7	.750	-	-	-	3-0/1st	-	Debbie Wilson
1977-78	23-8	.742	-	-	-	3-0/1st	-	Debbie Wilson
1978-79	19-11	.633	-	-	-	2-1/3rd	-	Debbie Wilson
1979-80	16-18	.471	-	-	-	0-1/16th	-	Debbie Wilson
1980-81	17-15	.531	-	-	-	2-1/3rd	-	Tara VanDerveer
1981-82&	20-7	.741	-	-	-	3-0/1st	NCAA First Round	Tara VanDerveer
1982-83%	23-5	.821	15-3	.833	T1st	-	-	Tara VanDerveer
1983-84	22-7	.759	17-1	.944	1st	-	NCAA First Round	Tara VanDerveer
1984-85	28-3	.903	18-0	1.000	1st	-	NCAA Elite Eight	Tara VanDerveer
1985-86	23-7	.767	16-2	.889	1st	-	NCAA Sweet 16	Nancy Darsch
1986-87	26-5	.839	17-1	.944	T1st	-	NCAA Elite Eight	Nancy Darsch
1987-88	25-5	.833	16-2	.889	2nd	-	NCAA Sweet 16	Nancy Darsch
1988-89	24-6	.800	16-2	.889	T1st	-	NCAA Sweet 16	Nancy Darsch
1989-90	18-12	.600	11-7	.611	T4th	-	NCAA Second Round	Nancy Darsch
1990-91	11-17	.392	8-10	.444	T5th	-	-	Nancy Darsch
1991-92	15-13	.536	9-9	.500	5th	-	-	Nancy Darsch
1992-93	28-4	.875	16-2	.889	T1st	-	NCAA National Runner-Up	Nancy Darsch
1993-94	14-14	.500	7-11	.333	T7th	-	-	Nancy Darsch
1994-95	17-13	.567	7-9	.438	T7th	3-1	-	Nancy Darsch
1995-96	21-13	.618	8-8	.500	T6th	2-1	NCAA Second Round	Nancy Darsch
1996-97	12-16	.433	3-13	.188	10th	1-1	-	Nancy Darsch
1997-98	15-12	.556	7-9	.438	8th	1-1	-	Beth Burns
1998-99	17-12	.607	9-7	.692	T4th	1-1	NCAA First Round	Beth Burns
1999-00	13-15	.464	5-11	.313	T8th	1-1	-	Beth Burns
2000-01	22-11	.667	6-10	.375	8th	1-1	WNIT Champion	Beth Burns
2001-02	14-15	.483	8-8	.500	T5th	1-1	-	Beth Burns
2002-03	22-10	.688	10-6	.625	T4th	2-1	NCAA Second Round	Jim Foster
2003-04	21-10	.677	11-5	.688	3rd	1-1	NCAA Second Round	Jim Foster
2004-05	30-5	.857	14-2	.875	T1st	1-1	NCAA Sweet 16	Jim Foster
2005-06	29-3	.906	15-1	.938	1st	3-0	NCAA Second Round	Jim Foster
2006-07	28-4	.875	15-1	.938	1st	2-1	NCAA First Round	Jim Foster
2007-08	22-9	.710	13-5	.722	T1st	0-1	NCAA First Round	Jim Foster
2008-09	29-6	.829	15-3	.833	1st	3-0	NCAA Sweet 16	Jim Foster
2009-10	31-5	.861	15-3	.833	1st	3-0	NCAA Second Round	Jim Foster
2010-11	24-10	.706	10-6	.625	T3rd	3-0	NCAA Sweet 16	Jim Foster
2011-12	25-7	.781	11-5	.688	T2nd	1-1	NCAA First Round	Jim Foster
2012-13	18-13	.580	7-9	.437	T8th	1-1	-	Jim Foster
2013-14	17-18	.485	5-11	.312	T-8th	2-1	-	Kevin McGuff
2014-15	24-11	.688	13-5	.722	3rd	2-1	NCAA Second Round	Kevin McGuff
2015-16	26-8	.765	15-3	.833	2nd	1-1	NCAA Sweet 16	Kevin McGuff
2016-17 @	18-7	.720	8-1	.889	T1st	0-1	NCAA Sweet 16	Kevin McGuff
2017-18 @	0-7	.000	0-3	.000	1st	0-0	NCAA Second Round	Kevin McGuff
2018-19 @	0-15	.000	0-8	.000	5th	0-1	WNIT First Round	Kevin McGuff
2019-20	21-12	.636	11-7	.611	T5th	3-1	No tournaments**	Kevin McGuff
2020-21	13-7	.650	9-7	.562	7th	-***	-***	Kevin McGuff
2021-22	25-7	.781	14-4	.778	T1st	1-1	NCAA Sweet 16	Kevin McGuff
56 Yrs	1,047-475	.688	430-223	.658		40-22 (.645)^		

#Bailey coached prior to 1965-66. Ohio State marks the 1965-66 season as the transition between intramural and intercollegiate basketball. ^The first official Big Ten Tournament, which was a double-elimination event, took place during the 1981-82 season. Big Ten Tournaments were abandoned until the 1994-95 season, when the league returned to the current postseason Big Ten Tournament format. The total above does not include Ohio State's 16-3 Big Ten record from 1975-76 to 1981-82; &Official NCAA championships began with the 1981-82 season; %The Big Ten began league play officially with the 1982-83 season; ** Season ended prior to the NCAA Tournament due to COVID-19; *** Ohio State did not participate in the postseason because of a self-imposed postseason ban; @ Specific games from these seasons vacated by the NCAA.

INDIVIDUAL RECORD HOLDERS

CAREER RECORDS

Games Played:	139	Kelsey Mitchell	2015-18
Consecutive Games Started:	139	Kelsey Mitchell	2015-18
Field Goals Made:	1,142 (of 2,156)	Jantel Lavender	2008-11
Field Goals Attempted:	2,560 (1,120 made)	Kelsey Mitchell	2015-18
Field Goal Pct.:	.621 (500 of 805)	June Brewer	1975-78
3-Pt. FG Made:	497 (of 1,286)	Kelsey Mitchell	2015-18
3-Pt. FG Attempted:	1,286 (497 made)	Kelsey Mitchell	2015-18
3-Pt. FG Pct.:	.458 (82 of 179)	Cheryl Perozek	1988-91
Free Throws Made:	708 (of 845)	Katie Smith	1993-96
Free Throws Att.:	845 (708 made)	Katie Smith	1993-96
Free Throw Pct.:	.838 (708 of 845)	Katie Smith	1993-96
Rebounds:	1,422	Jantel Lavender	2008-11
Points:	3,402	Kelsey Mitchell	2015-18
Points Per Game:	24.5	Kelsey Mitchell	2015-18
Assists:	901	Samantha Prahalis	2009-12
Blocks:	384	Jessica Davenport	2004-07

SINGLE SEASON RECORDS

Field Goals Made:	316 (of 577)	Jantel Lavender	2010-11
Field Goals Attempted:	680 (282 made)	Kelsey Mitchell	2014-15
Field Goal Pct.:	.662 (184 of 278)	Courtney Coleman	2002-03
3-Pt. FG Made:	129 (of 321)	Kelsey Mitchell	2017-18
3-Pt. FG Attempted:	336 (127 made)	Kelsey Mitchell	2014-15
3-Pt. Field Goal Pct.:	.481 (77 of 160)	Brittany Johnson	2009-10
Free Throws Made:	205 (of 235)	Katie Smith	1995-96
Free Throws Attempted:	245 (194 made)	Jessica Davenport	2006-07
Free Throw Pct.:	.872 (205 of 235) (min. 200 made)	Katie Smith	1995-96
Points:	889 (284 FG, 195 FT)	Kelsey Mitchell	2015-16
Rebounds:	374	Jantel Lavender	2008-09
Fouls:	120	Darryce Moore	2013-14
Assists:	289	Samantha Prahalis	2009-10
Blocked Shots:	129	Alexa Hart	2014-15
Steals:	115	Yvette Angel	1984-85

SINGLE GAME RECORDS

Field Goals Made:	18 (of 32)	Frani Washington	at Tennessee	12-12-78	(OSU 74 - UT 88)
Field Goals Attempted:	33 (11 made)	Kim Jordan	vs. Michigan State	2-9-79	(OSU 69 - MSU 75)
Field Goal Pct.:	1.000 (10 of 10)	Tori McCoy	vs. Southern	12-17-16	(OSU 108 - SU 73)
3-Pt. Field Goals Made:	9 (of 20)	Kelsey Mitchell	vs. Minnesota	1-15-15	(OSU 72 - UM 76)
3-Pt. Field Goals Att.:	20 (9 made)	Kelsey Mitchell	vs. Minnesota	1-15-15	(OSU 72 - UM 76)
3-Pt. Field Goal Pct.:	1.000 (6 of 6)	Averill Roberts	vs. Northwestern	3-11-93	(OSU 76 - NU 66)
	1.000 (5 of 5)	Samantha Prahalis	vs. Michigan	1-27-11	(UM 69 - OSU 66)
	1.000 (5 of 5)	Amy Scullion	vs. UT Martin	12-17-13	(OSU 82 - UTM 60)
	1.000 (5 of 5)	Kelsey Mitchell	at Indiana	1-8-15	(OSU 103 - IU 49)
	1.000 (5 of 5)	Taylor Mikesell	vs. Maryland	1-20-22	(OSU 95 - UMD 89)
Free Throws Made:	19 (of 20)	Kelsey Mitchell	vs. Stanford	11-25-17	(OSU 94 - STAN 82)
Free Throws Attempted:	22 (18 made)	Kelsey Mitchell	vs. West Virginia	3-20-16	(OSU 88 - WVU 81)
Free Throw Pct.:	1.000 (14 of 14)	Taylor Hill	vs. Minnesota	2-21-13	(MINN 57 - OSU 56)
	1.000 (14 of 14)	Kelsey Mitchell	vs. Clemson	11-27-14	(OSU 86 - CU 77)
	1.000 (13 of 13)	Katie Smith	vs. Penn State	2-25-94	(OSU 74 - PSU 96)
	1.000 (13 of 13)	Katie Smith	vs. Purdue	12-31-95	(OSU 77 - PU 70)
	1.000 (13 of 13)	Jessica Davenport	vs. Penn State	2-27-05	(OSU 69 - PSU 58)
	1.000 (13 of 13)	Kelsey Mitchell	vs. Michigan State	12-31-15	(OSU 85 - MSU 80)
	1.000 (10 of 10)	Jacy Sheldon	vs. Norfolk State	11-14-21	(OSU 86 - NSU 48)
Points:	48 (15 FG, 6 3FG, 12 FT)	Kelsey Mitchell	at Michigan State	2-27-16	(OSU 105 - MSU 107)
Rebounds:	25	Mary Sivak	vs. Youngstown State	3-3-79	(OSU 62 - YSU 56)
Assists:	17	Jamie Lewis	vs. James Madison	3-25-01	(OSU 74 - JMU 65)
Blocked Shots:	12	June Brewer	vs. Michigan State	2-7-76	(OSU 73 - MSU 60)
	12	Jessica Davenport	vs. Michigan State	2-20-05	(MSU 66 - OSU 64)
Steals:	11	Lisa Cline	at UCLA	12-30-88	(OSU 63 - UCLA 46)
Turnovers:	14	Martha Baker	vs. Kentucky	2-16-76	(OSU 70 - UK 50)



INDIVIDUAL CAREER RECORDS

POINTS (1,000-PLUS)

Player	Points	Games	Years
1. Kelsey Mitchell	3,402	139	2015-18
2. Jantel Lavender	2,818	136	2008-11
3. Katie Smith	2,578	124	1993-96
4. Jessica Davenport	2,303	130	2004-07
5. Ameryst Alston	2,165	134	2013-16
6. Tayler Hill	2,015	132	2010-13
7. Samantha Prahalis	2,010	133	2009-12
8. Tracey Hall	1,912	122	1985-88
9. Averrill Roberts	1,818	118	1990-93
10. Kim Jordan	1,753	121	1977-80
11. Lisa Cline	1,750	119	1986-89
12. Nikita Lowry	1,746	112	1986-89
13. Amy Tucker	1,629	123	1979-82
14. Yvette Angel	1,563	115	1982-85
15. Courtney Coleman	1,540	121	2000-03
16. Caity Matter	1,523	113	2001, 03-05
17. Marrita Porter	1,486	111	1996-99
18. Brandie Hoskins	1,462	120	2004-07
19. Mary Sivak	1,446	121	1979-82
20. Jacy Sheldon	1,281	85	2019-pres.
21. Larecha Jones	1,275	96	1996-99
22. Jodi Roth	1,249	121	1984-87
23. Carla Chapman	1,247	99	1982-85
24. Marscilla Packer	1,228	126	2005-08
25. Nikki Keyton	1,200	115	1990-93
26. Frani Washington	1,173	63	1978-80
27. Lauren Shenk	1,155	119	1999-02
28. LaToya Turner	1,146	99	2000-04
29. June Brewer	1,137	99	1975-78
30. Alexa Hart	1,135	138	2015-18
31. Francine Lewis	1,134	112	1983-86
32. Brittany Johnson	1,035	136	2008-11
33. Shayla Cooper	1,038	90	2015-17
34. Jamie Lewis	1,034	117	1998-01
35. Adrienne Johnson	1,030	109	1993-96

GAMES PLAYED (120-PLUS)

Player	Games	Years
1. Kelsey Mitchell	139	2015-18
2. Alexa Hart	138	2015-18
3. Jantel Lavender	136	2008-11
Brittany Johnson	136	2008-11
Asia Doss	136	2015-18
6. Ameryst Alston	134	2013-16
7. Maria Moeller	133	2007-10
Samantha Prahalis	133	2009-12
9. Tayler Hill	132	2010-13
10. Kim Wilburn	130	2003-06
Jessica Davenport	130	2004-07
Tamrah Riley	130	2005-08
13. Shavelle Little	125	2007-10
14. Marscilla Packer	126	2005-08
Makayla Waterman	126	2016-19
16. Katie Smith	124	1993-96
Lisa Negri	124	1993-96
18. Amy Tucker	123	1979-82
Ashley Adams	123	2011-14
20. Tracey Hall	122	1985-88
Stephanie Blanton	122	2004-07
Andrea Walker	122	2007-10
23. Courtney Coleman	121	2000-03
Kim Jordan	121	1977-80
Lisa Negri	121	1993-96
Jodi Roth	121	1984-87
D'wan Shackelford	121	2000-03
Mary Sivak	121	1979-82
Alison Jackson	121	2008-11

FIELD GOALS MADE (500-PLUS)

Player	Made	Att.	Years
1. Jantel Lavender	1,142	2,156	2008-11
2. Kelsey Mitchell	1,120	2,560	2015-18
3. Jessica Davenport	875	1,448	2004-07
4. Katie Smith	826	1,763	1993-96
5. Tracey Hall	807	1,346	1985-88
6. Kim Jordan	790	1,816	1977-80
7. Ameryst Alston	775	1,694	2013-16
8. Lisa Cline	750	1,411	1986-89
9. Samantha Prahalis	689	1,697	2009-12
10. Amy Tucker	684	1,444	1979-82
11. Nikita Lowry	677	1,233	1986-89
12. Averrill Roberts	673	1,535	1990-93
13. Yvette Angel	671	1,315	1982-85
14. Tayler Hill	620	1,446	2010-13
15. Brandie Hoskins	619	1,175	2004-07
16. Mary Sivak	618	1,227	1979-82
17. Courtney Coleman	596	988	2000-03
18. Marrita Porter	556	947	1996-99
19. Carla Chapman	539	1,038	1982-85
20. Caity Matter	520	1,099	2001, 03-05
21. June Brewer	500	805	1975-78
Larecha Jones	500	1,051	1996-99

FIELD GOAL ATTEMPTS (1,000-PLUS)

Player	Att.	Made	Years
1. Kelsey Mitchell	2,560	1,120	2015-18
2. Jantel Lavender	2,156	1,142	2008-11
3. Kim Jordan	1,816	790	1977-80
4. Katie Smith	1,763	826	1993-96
5. Samantha Prahalis	1,697	689	2009-12
6. Ameryst Alston	1,694	775	2013-16
7. Averrill Roberts	1,535	673	1990-93
8. Jessica Davenport	1,448	875	2004-07
9. Tayler Hill	1,446	620	2010-13
10. Amy Tucker	1,444	684	1979-82
11. Lisa Cline	1,411	750	1986-89
12. Tracey Hall	1,346	807	1985-88
13. Yvette Angel	1,315	671	1982-85
14. Nikita Lowry	1,233	677	1986-89
15. Mary Sivak	1,227	618	1979-82
16. Brandie Hoskins	1,175	619	2004-07
17. Lauren Shenk	1,103	379	1999-02
18. Caity Matter	1,099	520	2001, 03-05
19. Larecha Jones	1,051	500	1996-99
20. Carla Chapman	1,038	539	1982-85
21. Marscilla Packer	1,007	434	2005-08
22. Adrienne Johnson	1,001	425	1993-96

FIELD GOAL PCT. (.500-PLUS/ 400 ATT.)

Player	Pct.	Made/Att.	Years
1. June Brewer	.621	500/805	1975-78
2. Jessica Davenport	.604	875/1,448	2004-07
3. Courtney Coleman	.603	596/988	2000-03
4. Tracey Hall	.600	807/1,346	1985-88
5. Alexa Hart	.588	494/840	2015-18
6. Marrita Porter	.587	556/947	1996-99
7. Mindy Smith	.568	234/412	1987-90
8. Star Allen	.561	353/629	2006-09
9. Jodi Roth	.560	455/813	1984-87
10. Francine Lewis	.551	478/867	1983-86
11. Nikita Lowry	.549	677/1,233	1986-89
12. Frani Washington	.535	498/930	1978-80
Ashley Adams	.535	388/725	2011-14
14. Lisa Cline	.532	750/1,411	1986-89
15. Jantel Lavender	.530	1,142/2,156	2008-11
16. Stacie Bruce	.529	281/531	1989-91
17. Brandie Hoskins	.527	619/1,175	2004-07
Teresa Dombkowski	.527	205/389	1984-87
19. Carla Chapman	.520	539/1,038	1982-85
20. Nikki Keyton	.515	442/858	1990-93

LaToya Turner	.515	459/891	2000-04
22. Darryce Moore	.514	265/516	2011-14
23. Kelly Fergus	.513	238/464	1993,95-97
24. Yvette Angel	.510	671/1315	1982-85
25. Mary Sivak	.504	618/1227	1979-82

3-PT. FIELD GOALS MADE (100-PLUS)

Player	3PM	3PA	Years
1. Kelsey Mitchell	497	1,286	2015-18
2. Caity Matter	270	657	2001, 03-05
3. Marscilla Packer	236	580	2005-08
4. Katie Smith	218	564	1993-96
5. Brittany Johnson	216	505	2008-11
6. Marcie Alberts	203	528	1994-97
7. Tayler Hill	194	565	2010-13
8. Samantha Prahalis	190	605	2009-12
9. Jamie Lewis	181	538	1998-01
Ameryst Alston	181	502	2013-16
11. Lauren Shenk	172	542	1999-02
12. Sierra Calhoun	145	391	2016-18
13. Cait Craft	135	432	2013-16
14. Ashley Allen	118	342	2002-06
Jacy Sheldon	118	335	2019-pres.
16. DiDi Reynolds	117	328	2000-03
17. Asia Doss	114	385	2015-18
Taylor Mikesell	114	240	2021-pres.
19. Ashlee Trebilcock	105	256	2006-09

3-PT. FIELD GOAL ATTEMPTS (300-PLUS)

Player	3PA	3PM	Years
1. Kelsey Mitchell	1,286	497	2015-18
2. Caity Matter	657	270	2001,03-05
3. Samantha Prahalis	605	190	2009-12
4. Marscilla Packer	580	236	2005-08
5. Tayler Hill	565	194	2010-13
6. Katie Smith	564	218	1993-96
7. Lauren Shenk	542	172	1999-02
8. Jamie Lewis	538	181	1998-01
9. Marcie Alberts	528	203	1994-97
10. Brittany Johnson	505	216	2008-11
11. Ameryst Alston	502	181	2013-16
12. Cait Craft	432	135	2013-16
13. Sierra Calhoun	391	145	2016-18
14. Asia Doss	385	114	2015-18
15. Ashley Allen	342	118	2002-06
16. Jacy Sheldon	335	118	2019-pres.
17. DiDi Reynolds	328	117	2000-03

3-PT. FIELD GOAL PERCENTAGE (.350-PLUS/MIN. 80 MADE)

Player	Pct.	3PM/3PA	Years
1. Taylor Mikesell	.475	114/240	2021-pres.
2. Cheryl Perozek	.458	82/179	1988-91
3. Brittany Johnson	.428	216/505	2008-11
4. Caity Matter	.411	270/657	2001,03-05
5. Ashlee Trebilcock	.410	105/256	2006-09
6. Marscilla Packer	.407	236/580	2005-08
7. Katie Smith	.387	218/564	1993-96
8. Kelsey Mitchell	.386	497/1,286	2015-18
9. Marcie Alberts	.384	203/528	1994-97
10. Sierra Calhoun	.370	145/391	2016-18
11. Ameryst Alston	.360	181/502	2013-16
12. DiDi Reynolds	.357	117/328	2000-03
13. Jacy Sheldon	.352	118/335	2019-pres.

INDIVIDUAL CAREER RECORDS

FREE THROWS MADE (225-PLUS)

	Player	Made	Att.	Years
1.	Katie Smith	708	845	1993-96
2.	Kelsey Mitchell	665	796	2015-18
3.	Taylor Hill	581	747	2010-13
4.	Jessica Davenport	544	725	2004-07
5.	Jantel Lavender	531	702	2008-11
6.	Samantha Prahalis	442	543	2009-12
7.	Ameryst Alston	434	534	2013-16
8.	Nikita Lowry	381	527	1986-89
9.	Averrill Roberts	378	518	1990-93
10.	Marrita Porter	363	544	1996-99
11.	Courtney Coleman	348	604	2000-03
12.	Jodi Roth	339	482	1984-87
13.	Nicole Sanchez	303	375	1987-90
14.	Tracey Hall	298	402	1985-88
	Nikki Keyton	298	412	1990-93
16.	Amy Tucker	251	326	1979-82
17.	Jacy Sheldon	235	279	2019-pres.
18.	Lisa Cline	231	306	1986-89
19.	LaToya Turner	228	356	2000-04
20.	Lauren Shenk	225	295	1999-02

FREE THROWS ATTEMPTED (300-PLUS)

	Player	Att.	Made	Years
1.	Katie Smith	845	708	1993-96
2.	Kelsey Mitchell	796	665	2015-18
3.	Taylor Hill	747	581	2010-13
4.	Jantel Lavender	702	531	2008-11
5.	Courtney Coleman	604	348	2000-03
6.	Jessica Davenport	544	725	2004-07
7.	Samantha Prahalis	543	442	2009-12
8.	Marrita Porter	544	363	1996-99
9.	Ameryst Alston	534	434	2013-16
10.	Nikita Lowry	527	381	1986-89
11.	Averrill Roberts	518	378	1990-93
12.	Jodi Roth	482	339	1984-87
13.	Courtney Coleman	467	266	2000-03
14.	Nikki Keyton	412	298	1990-93
15.	Tracey Hall	402	298	1985-88
16.	Nicole Sanchez	375	303	1987-90
17.	Mary Sivak	373	210	1979-82
18.	LaToya Turner	356	228	2000-04
19.	Tomeka Brown	334	217	1999-02
20.	Larecha Jones	331	222	1996-99
21.	D'wan Shackelford	328	204	2000-03
22.	Amy Tucker	326	251	1979-82
23.	Yvette Angel	315	221	1982-85
24.	Lisa Cline	306	231	1986-89

FREE THROW PERCENTAGE (.700-PLUS/MIN. 100 MADE)

	Player	Pct.	Made/Att.	Years
1.	Caity Matter	.856	213/249	2001,03-05
2.	Marscilla Packer	.855	124/145	2005-08
3.	Jacy Sheldon	.842	235/279	2019-pres.
4.	Katie Smith	.838	708/845	1993-96
5.	Marcie Alberts	.836	102/122	1994-97
6.	Kelsey Mitchell	.835	665/796	2015-18
7.	Didi Reynolds	.822	106/129	2000-03
8.	Madison Greene	.819	136/166	2019-pres.
9.	Samantha Prahalis	.814	442/543	2009-12
10.	Ameryst Alston	.813	434/534	2013-16
11.	Nicole Sanchez	.808	303/375	1987-90
12.	Brittany Johnson	.789	127/161	2008-11
13.	Taylor Hill	.778	581/747	2010-13
14.	Amy Tucker	.770	251/326	1979-82
15.	Lauren Shenk	.763	225/295	1999-02
16.	Jantel Lavender	.756	531/702	2008-11
17.	Lisa Cline	.755	231/306	1986-89
18.	Jessica Davenport	.750	544/725	2004-07
19.	Jamie Lewis	.747	201/269	1998-01

20.	Tracey Hall	.741	298/402	1985-88
21.	Averrill Roberts	.730	378/518	1990-93
22.	Nikita Lowry	.723	381/527	1986-89
	Nikki Keyton	.723	298/412	1990-93
24.	Braxtin Miller	.716	149/208	2019-22
25.	Audrey Burcy	.703	208/296	1990-93

REBOUNDS (500-PLUS)

	Player	Rebs.	Games	Years
1.	Jantel Lavender	1,422	136	2008-11
2.	Tracey Hall	1,115	122	1985-88
3.	Jessica Davenport	1,094	124	2004-07
4.	Kim Jordan	1,024	121	1977-80
5.	Mary Sivak	882	121	1979-82
6.	June Brewer	829	99	1975-78
7.	Alexa Hart	826	138	2015-18
8.	Courtney Coleman	771	121	2000-03
9.	Francine Lewis	747	112	1983-86
10.	Amy Tucker	727	123	1979-82
11.	Dorka Juhasz	722	75	2019-21
12.	Ashley Adams	709	123	2011-14
13.	Katie Smith	704	124	1993-96
14.	Lisa Negri	701	124	1993-96
15.	Nikita Lowry	661	112	1986-89
16.	Carla Chapman	633	99	1982-85
	Nikki Keyton	633	115	1990-93
18.	Martha Baker	613	69	1976-77
19.	Marrita Porter	602	111	1996-99
20.	LaToya Turner	596	99	2000-04
21.	D'wan Shackelford	589	121	2000-03
22.	Larecha Jones	567	96	1996-99
23.	Lisa Cline	531	119	1986-89
24.	Jodi Roth	528	121	1984-87
25.	Ameryst Alston	519	134	2013-16
26.	Yvette Angel	509	115	1982-85
	Taylor Hill	509	132	2010-13

ASSISTS (275-PLUS)

	Player	Assists	Games	Years
1.	Samantha Prahalis	901	133	2009-12
2.	Jamie Lewis	643	117	1998-01
3.	Yvette Angel	562	115	1982-85
4.	Kelsey Mitchell	545	139	2015-18
5.	Kim Wilburn	518	130	2003-06
6.	Lisa Cline	491	119	1986-89
7.	Brandie Hoskins	471	120	2004-07
8.	Ameryst Alston	455	134	2013-16
9.	Katie Smith	444	124	1993-96
10.	Asia Doss	400	136	2015-18
11.	Ashley Allen	354	119	2002-06
12.	Taylor Hill	346	132	2010-13
13.	Cheryl Perozek	341	107	1988-91
14.	Laurie Pirtle	317	104	1978-80
15.	Averrill Roberts	306	118	1990-93
16.	Geneva Sanford	305	118	1986-89
17.	Alysiah Bond	297	110	1992-95
18.	Liana Coutts	295	113	1985-89
	Lauren Shenk	295	119	1999-02
20.	Marcie Alberts	291	115	1994-97
21.	Toni Roesch	289	114	1983-86
22.	Marscilla Packer	286	126	2005-08
23.	Tracey Hall	285	122	1985-88
24.	Kim Jordan	275	121	1977-80

BLOCKS (100-PLUS)

	Player	Blocks	Games	Years
1.	Jessica Davenport	384	130	2004-07
2.	Ashley Adams	290	123	2011-14
	Alexa Hart	290	138	2015-18
4.	Mary Sivak	241	121	1979-82
5.	Jantel Lavender	190	136	2008-11
6.	LaToya Turner	165	99	2000-04

8.	Francine Lewis	124	112	1983-86
9.	Tracey Hall	109	122	1985-88
	Andrea Walker	109	122	2007-10
11.	Lisa Blair	106	81	2014-16

STEALS (140-PLUS)

	Player	Steals	Games	Years
1.	Kim Wilburn	358	130	2003-06
2.	Yvette Angel	326	115	1982-85
3.	Averrill Roberts	273	118	1990-93
4.	Shavelle Little	262	125	2007-10
5.	Tracey Hall	259	122	1985-88
6.	Samantha Prahalis	247	133	2009-12
7.	Taylor Hill	240	132	2010-13
8.	Lisa Cline	237	119	1986-89
9.	Kelsey Mitchell	214	139	2015-18
10.	Jamie Lewis	206	117	1998-01
11.	Nikita Lowry	190	112	1986-89
12.	D'wan Shackelford	179	121	2000-03
13.	Asia Doss	175	136	2015-18
14.	Katie Smith	174	124	1993-96
15.	Audrey Burcy	168	99	1990-93
16.	Ameryst Alston	160	134	2013-16
17.	Toni Roesch	156	114	1983-86
18.	Marrita Porter	155	111	1996-99
19.	Tomeka Brown	154	114	1999-02
20.	Alysiah Bond	146	110	1992-95
	Courtney Coleman	146	121	2000-03
22.	Francine Lewis	144	112	1983-86
23.	Ashley Allen	143	119	2002-06
24.	Cait Craft	142	116	2013-16
	Jacy Sheldon	142	85	2019-pres.
26.	Brandie Hoskins	140	120	2004-07

DOUBLE-DOUBLES (10-PLUS)

	Player	D-D	Games	Years
1.	Jantel Lavender	77	136	2008-10
2.	Jessica Davenport	48	124	2004-07
3.	Tracey Hall	43	122	1985-88
4.	Dorka Juhasz	34	75	2019-21
5.	Stephanie Mavunga	30	57	2017-18
6.	Kim Jordan	24	121	1977-80
	Mary Sivak	24	121	1979-82
8.	Alexa Hart	22	138	2015-18
9.	Samantha Prahalis	21	133	2009-12
10.	Francine Lewis	19	112	1983-86
	Shayla Cooper	19	90	2015-17
12.	Courtney Coleman	16	121	2000-03
	Linnæe Harper	16	59	2017-18
	Nikita Lowry	16	112	1986-89
15.	Carla Chapman	14	99	1982-85
	Larecha Jones	14	96	1996-99
17.	Frani Washington	13	63	1978-80
18.	Ashley Adams	12	123	2011-14
	Star Allen	12	100	2006-09
20.	LaToya Turner	11	99	2000-04
	Marrita Porter	11	111	1996-99
	Nikki Keyton	11	115	1990-93
23.	June Brewer	10	99	1975-78
	Yvette Angel	10	115	1982-85

TRIPLE-DOUBLES

Jessica Davenport	2/20/2005	at Michigan State	19p	13r	12b
	2/8/2007	at Minnesota	17p	10r	11b
Samantha Prahalis	2/6/2011	Northwestern	13p	10r	10a

ALL-TIME SINGLE SEASON LEADERS

POINTS (500+)

Player	Points	Season
1. Kelsey Mitchell	889 (284 FG, 195 FT)	2015-16
2. Kelsey Mitchell	873 (282 FG, 182 FT)	2014-15
3. Kelsey Mitchell	849 (288 FG, 144 FT)	2017-18
4. Kelsey Mitchell	791 (266 FG, 144 FT)	2016-17
5. Jantel Lavender	774 (316 FG, 142 FT)	2010-11
6. Katie Smith	745 (230 FG, 205 FT)	1995-96
7. Jantel Lavender	728 (290 FG, 148 FT)	2008-09
8. Frani Washington	711 (390 FG, 93 FT)	1978-79
9. Ameryst Alston	694 (241 FG, 159 FT)	2014-15
10. Jessica Davenport	677 (262 FG, 152 FT)	2004-05
11. Ameryst Alston	666 (238 FG, 147 FT)	2013-14
12. Tayler Hill	653 (390 FG, 141 FT)	2011-12
13. Katie Smith	639 (196 FG, 190 FT)	1994-95
Jessica Davenport	639 (222 FG, 194 FT)	2006-07
15. Tayler Hill	634 (189 FG, 192 FT)	2012-13
16. Jacy Sheldon	631 (225 FG, 140 FT)	2021-22
17. Nikita Lowry	622 (251 FG, 120 FT)	1987-88
18. Katie Smith	616 (211 FG, 149 FT)	1993-94
19. Samantha Prahalis	613 (216 FG, 495 FT)	2011-12
20. Ameryst Alston	604 (223 FG, 85 FT)	2015-16
21. Jessica Davenport	598 (241 FG, 109 FT)	2005-06
22. Taylor Mikesell	596 (218 FG, 46 FT)	2021-22
23. Lisa Cline	592 (246 FG, 90 FT)	1988-89
24. Samantha Prahalis	588 (201 FG, 132 FT)	2009-10
25. Katie Smith	578 (189 FG, 164 FT)	1992-93
26. Amy Tucker	548 (223 FG, 102 FT)	1980-81
27. Jantel Lavender	547 (232 FG, 82 FT)	2007-08
28. Averrill Roberts	546 (192 FG, 125 FT)	1991-92
29. Mary Sivak	536 (230 FG, 76 FT)	1980-81
30. Kim Jordan	526 (237 FG, 52 FT)	1978-79
31. Tracey Hall	512 (206 FG, 100 FT)	1987-88

FIELD GOALS MADE

Player	Made	Att.	Season
1. Jantel Lavender	316	577	2010-11
2. Frani Washington	309	573	1978-79
3. Jantel Lavender	304	591	2009-10
4. Jantel Lavender	290	536	2008-09
5. Kelsey Mitchell	288	643	2017-18
6. Kelsey Mitchell	284	628	2015-16
7. Kelsey Mitchell	282	680	2014-15
8. Kelsey Mitchell	266	609	2016-17
9. Jessica Davenport	262	446	2004-05
10. Nikita Lowry	251	419	1987-88

FIELD GOALS ATTEMPTED

Player	Att.	Made	Season
1. Kelsey Mitchell	680	282	2014-15
2. Kelsey Mitchell	643	288	2017-18
3. Kelsey Mitchell	628	284	2015-16
4. Kelsey Mitchell	609	266	2016-17
5. Jantel Lavender	591	304	2009-10
6. Jantel Lavender	577	316	2010-11
7. Frani Washington	573	309	1978-79
8. Kim Jordan	572	237	1978-79
9. Jantel Lavender	536	290	2008-09
Ameryst Alston	536	241	2014-15

FIELD GOAL PERCENTAGE (MIN. 100 ATT)

Player	Pct.	M/A	Season
1. MARRITA PORTER	.667	72/108	1996-97
2. Courtney Coleman	.662	184/278	2002-03
3. Tori McCoy	.629	122/194	2016-17
4. Alexa Hart	.627	190/303	2014-15
5. Jessica Davenport	.625	150/240	2003-04
Star Allen	.625	140-224	2006-07
7. Tracey Hall	.620	220/355	1986-87
8. Jessica Davenport	.618	241/390	2005-06
9. Tracey Hall	.617	203/329	1985-86
10. Alexa Hart	.615	158/257	2015-16

FREE THROWS MADE

Player	Made	Att.	Season
1. Katie Smith	205	235	1995-96
2. Kelsey Mitchell	195	229	2015-16
3. Jessica Davenport	194	245	2006-07
4. Tayler Hill	192	233	2012-13
5. Katie Smith	190	225	1994-95
6. Kelsey Mitchell	182	218	2014-15
7. Katie Smith	164	203	1992-93
8. Jantel Lavender	159	205	2009-10
Ameryst Alston	159	191	2014-15
10. Tayler Hill	156	201	2010-11

FREE THROW ATTEMPTS

Player	Att.	Made	Season
1. Jessica Davenport	245	194	2006-07
2. Katie Smith	235	205	1995-96
3. Tayler Hill	233	192	2012-13
4. Kelsey Mitchell	229	195	2015-16
5. Katie Smith	225	190	1994-95
6. Kelsey Mitchell	218	182	2014-15
7. Courtney Coleman	209	123	2000-01
8. Jantel Lavender	205	159	2009-10
9. Katie Smith	203	164	1992-93
10. Tayler Hill	201	156	2010-11

FREE THROW PCT. (MIN. 100 ATT)

Player	Pct.	M/A	Season
1. Katie Smith	.872	205/235	1995-96
2. Nicole Sanchez	.864	102/118	1988-89
Jacy Sheldon	.864	140/162	2021-22
4. Amy Tucker	.857	102/119	1980-81
5. Nicole Sanchez	.853	116/136	1989-90
6. Kelsey Mitchell	.852	195/229	2015-16
7. Katie Smith	.844	190/225	1994-95
8. Lisa Cline	.841	90/107	1988-89
9. Samantha Prahalis	.838	141/183	2011-12
10. Kelsey Mitchell	.835	182/218	2014-15

3-PT. MADE

Player	3PM	3PA	Season
1. Kelsey Mitchell	129	321	2017-18
2. Kelsey Mitchell	127	336	2014-15
3. Kelsey Mitchell	126	317	2015-16
4. Kelsey Mitchell	115	312	2016-17
5. Taylor Mikesell	114	240	2021-22
6. Caity Matter	106	235	2002-03
7. Marcie Alberts	86	244	1996-97
8. Brittany Johnson	85	189	2010-11
9. Tayler Hill	82	196	2011-12
10. Katie Smith	80	210	1995-96
Marscilla Packer	80	197	2007-08

3-PT. ATTEMPTS

Player	3PA	3PM	Season
1. Kelsey Mitchell	336	127	2014-15
2. Kelsey Mitchell	321	129	2017-18
3. Kelsey Mitchell	317	126	2015-16
4. Kelsey Mitchell	312	115	2016-17
5. Marcie Alberts	244	86	1996-97
6. Taylor Mikesell	240	114	2021-22
7. Caity Matter	235	106	2002-03
8. Jamie Lewis	220	78	2000-01
9. Sierra Calhoun	215	77	2017-18
10. Katie Smith	210	80	1995-96

3-PT. PERCENTAGE (MIN. 45 ATT)

Player	Pct.	3M/3A	Season
1. Brittany Johnson	.481	77/160	2009-10
2. Taylor Mikesell	.475	114/240	2021-22
3. Rebeka Mikulasikova	.463	25/54	2019-20
4. Marscilla Packer	.462	79/171	2005-06
5. Caity Matter	.451	106/235	2002-03
6. Brittany Johnson	.450	85/189	2010-11
Katie Smith	.450	36/80	1992-93
8. Caity Matter	.445	73/164	2004-05
9. Ashlee Trebilcock	.440	40/91	2008-09
10. Marcie Alberts	.438	46/105	1994-95

REBOUNDS

Player	Rebs.	Season
1. Jantel Lavender	374	2008-09
2. Jantel Lavender	372	2009-10
3. Jantel Lavender	370	2010-11
4. Jessica Davenport	325	2004-05
5. Alexa Hart	310	2014-15
6. Jessica Davenport	306	2006-07
Jantel Lavender	306	2007-08
8. Tracey Hall	305	1986-87
9. Mary Sivak	292	1980-81
10. Jessica Davenport	285	2005-06

ASSISTS


Player	Assists	Season
1. Samantha Prahalis	289	2009-10
2. Jamie Lewis	257	2000-01
3. Samantha Prahalis	215	2010-11
4. Samantha Prahalis	203	2008-09
5. Samantha Prahalis	194	2011-12
6. Kim Wilburn	168	2002-03
7. Yvette Angel	167	1983-84
8. Yvette Angel	164	1984-85
9. Jamie Lewis	159	1997-98
10. Kim Wilburn	156	2003-04

BLOCKS

Player	Blocks	Season
1. Alexa Hart	129	2014-15
2. Jessica Davenport	116	2004-05
3. Jessica Davenport	98	2005-06
4. Ashley Adams	96	2011-12
5. Jessica Davenport	90	2006-07
6. Alexa Hart	86	2015-16
7. Jessica Davenport	80	2003-04
8. Mary Sivak	70	1981-82
9. Ashley Adams	68	2013-14
10. Ashley Adams	67	2012-13

STEALS

Player	Steals	Season
1. Yvette Angel	115	1984-85
2. Averrill Roberts	98	1992-93
3. Robin Tucker	96	1976-77
4. Audrey Burcy	95	1992-93
5. Kim Wilburn	92	2002-03
6. Kim Wilburn	91	2003-04
7. Kim Wilburn	90	2005-06
8. Lisa Cline	89	1988-89
9. Shavelle Little	86	2008-09
10. Kim Wilburn	85	2004-05



KIM JORDAN



YVETTE ANGEL

INDIVIDUAL SINGLE-GAME RECORDS



KATIE SMITH

POINTS (35+)

Player	Points	Opponent	Date	OSU	Opp.
1. Kelsey Mitchell	48 (15 FG, 12 FT)	at Michigan State	2-27-16	105	107
2. Kelsey Mitchell	45 (11 FG, 18 FT)	vs. West Virginia ²	3-20-16	88	81
3. Kelsey Mitchell	43 (15 FG, 5 FT)	vs. Rutgers ³	3-4-16	73	58
4. Kelsey Mitchell	42 (12 FG, 15 FT)	vs. Texas A&M ⁵	11-28-15	95	80
Samantha Prahalis	42 (15 FG, 5 FT)	vs. Minnesota	2-23-12	81	56
6. Katie Smith	40 (11 FG, 15 FT)	vs. Idaho State ¹	12-11-94	119	63
7. Frani Washington	39 (18 FG, 3 FT)	at Tennessee	12-14-78	59	69
Kelsey Mitchell	39 (12 FG, 7 FT)	vs. West Virginia	12-22-14	96	54
Ameryst Alston	39 (15 FG, 5 FT)	vs. St. Francis	11-16-14	113	97
Ameryst Alston	39 (15 FG, 4 FT)	vs. Illinois	2-21-16	117	74
11. Jantel Lavender	37 (15 FG, 7 FT)	vs. Michigan State ³	3-5-11	72	57
Jantel Lavender	37 (16 FG, 5 FT)	at Temple	11-12-10	84	75
LaToya Turner	37 (14 FG, 9 FT)	at Cleveland State	11-18-00	87	76
Kelsey Mitchell	37 (10 FG, 13 FT)	at Purdue	1-24-15	79	71
Kelsey Mitchell	37 (8 FG, 19 FT)	vs. Stanford ⁶	11-25-17	94	82
Kelsey Mitchell	37 (14 FG, 5 FT)	at Michigan	1-7-18	78	71
17. Jantel Lavender	36 (12 FG, 12 FT)	at Penn State	2-28-08	87	84
Jessica Davenport	36 (15 FG, 6 FT)	at Wisconsin	1-27-05	86	67
Nikita Lowry	36 (14 FG, 8 FT)	at Illinois	3-4-88	78	62
Larecha Jones	36 (15 FG, 5 FT)	at Penn State	1-25-98	73	82
Kelsey Mitchell	36 (11 FG, 5 FT)	vs. Minnesota	1-15-15	72	76
Kelsey Mitchell	36 (10 FG, 12 FT)	at South Carolina	11-13-15	80	88
23. Jantel Lavender	35 (14 FG, 7 FT)	vs. Iowa ³	3-7-10	66	64
Lisa Cline	35 (17 FG, 1 FT)	vs. Marshall	12-20-88	97	54
Jessica Davenport	35 (15 FG, 5 FT)	vs. Minnesota	2-17-05	65	53
Katie Smith	35 (8 FG, 15 FT)	vs. Virginia	1-2-93	91	84
Kelsey Mitchell	35 (9 FG, 14 FT)	vs. Clemson ⁴	11-27-14	86	77
Kelsey Mitchell	35 (11 FG, 5 FT)	vs. Illinois	2-21-16	117	74

¹Kona Classic; ²NCAA Tournament; ³Big Ten Tournament; ⁴Paradise Jam; ⁵South Point Shootout; ⁶Play4Kay Showcase

FIELD GOALS MADE

Player	Made	Att.	Opponent	Date	OSU	Opp.
1. Frani Washington	18	32	at Tennessee	12-12-78	74	88
2. Lisa Cline	17	24	vs. Marshall	12-20-88	97	54
3. Jantel Lavender	16	22	at Temple	11-12-10	84	75
Kim Jordan	16	26	vs. Northern Kentucky	2-21-78	85	56
5. Kim Jordan	15	26	vs. Indiana State	1-20-79	86	76
Larecha Jones	15	23	vs. Penn State	1-25-98	73	82
Jessica Davenport	15	21	vs. Wisconsin	1-27-05	86	67
Jessica Davenport	15	20	at Illinois	1-30-05	69	55
Jessica Davenport	15	19	vs. Minnesota	2-27-05	65	53
Jantel Lavender	15	23	at Purdue	2-7-08	67	68
Jantel Lavender	15	24	vs. Illinois	1-22-09	68	51
Jantel Lavender	15	21	at Iowa	2-12-09	75	85
Jantel Lavender	15	20	vs. Michigan State ¹	3-5-11	72	57
Samantha Prahalis	15	27	vs. Minnesota	2-23-11	81	56
Ameryst Alston	15	18	vs. St. Francis	11-16-14	113	97
Ameryst Alston	15	24	vs. Illinois	2-21-16	117	74
Kelsey Mitchell	15	29	at Michigan State	2-27-16	105	107
Kelsey Mitchell	15	24	vs. Rutgers ¹	3-4-16	73	58

¹Big Ten Tournament; ²Play4Kay Showcase

FIELD GOAL ATTEMPTS

Player	Att.	Made	Opponent	Date	OSU	Opp.
1. Kim Jordan	33	11	vs. Michigan State ¹	2-9-79	69	75
2. Kelsey Mitchell	31	11	vs. West Virginia ⁴	3-20-16	88	81
3. Ameryst Alston	32	11	at Michigan State	2-15-14	49	70
Frani Washington	32	18	vs. Tennessee ²	12-15-78	59	69
5. Kelsey Mitchell	29	11	vs. Michigan State	2-2-15	76	62
Kelsey Mitchell	29	15	at Michigan State	2-27-16	105	107
Kelsey Mitchell	29	11	vs. Central Michigan ⁴	3-19-18	78	95

¹Big Ten Tournament; ²Christmas Invitational; ³MAIAW; ⁴NCAA Tournament

FIELD GOAL PERCENTAGE (MINIMUM 10 ATT.)

Player	Percent	M/A	Opponent	Date	OSU	Opp.
1. Jessica Davenport	1.000	10/10	vs. West Virginia ²	3-20-04	73	67
Tori McCoy	1.000	10/10	vs. Southern	12-7-16	108	73
3. Tracey Hall	.923	12/13	vs. Cincinnati	11-29-84	78	75
Jantel Lavender	.923	12/13	vs. Delaware State	12-16-08	68	35
Jantel Lavender	.923	12/13	vs. UAB	11-17-09	88	55
Jantel Lavender	.923	12/13	vs. Bethune Cookman	1-2-11	86	38
7. Nicole Sanchez	.917	11/12	at Minnesota	1-27-89	106	82
8. Jessica Davenport	.909	10/11	vs. Pennsylvania	12-21-03	95	54
Jessica Davenport	.909	10/11	at Indiana	2-5-06	60	50
Jessica Davenport	.909	10/11	vs. Washington	12-3-06	84	79
11. Jessica Davenport	.900	9/10	vs. Pennsylvania	12-21-03	95	54
D'wan Shackleford	.900	9/10	at Penn State	12-30-01	70	65
Stacie Bruce	.900	9/10	vs. Illinois	3-7-91	81	65
Star Allen	.900	9/10	vs. Penn State	2-22-07	78	61
Jessica Davenport	.900	9/10	vs. Cornell	11-25-06	77	43
Jessica Davenport	.900	9/10	at Army	11-12-06	77	41
Ashley Adams	.900	9/10	at Illinois	2-9-12	65	66
18. Mary Sivak	.882	15/17	vs. Cincinnati ¹	3-7-81	65	63
19. Lisa Cline	.857	12/14	at Northwestern	1-16-87	80	66
Tracey Hall	.857	12/14	vs. Syracuse ²	3-20-88	116	75
Nikita Lowry	.857	12/14	vs. Syracuse ²	3-20-88	116	75
Nikita Lowry	.857	12/14	vs. Michigan	2-14-88	87	73
Jessica Davenport	.857	12/14	vs. Nebraska	12-11-04	86	61

¹OAISW; ²NCAA Tournament

INDIVIDUAL SINGLE-GAME RECORDS

3-PT. FIELD GOALS MADE

Player	Made	Att.	Opponent	Date	OSU	Opp.
1. Kelsey Mitchell	9	20	vs. Minnesota	1-15-15	72	76
2. Marscilla Packer	8	10	at Minnesota	2-16-06	76	55
Caity Matter	8	12	vs. IUPUI	12-1-03	96	48
Caity Matter	8	11	at Michigan	1-11-05	84	56
Kelsey Mitchell	8	10	vs. West Virginia	12-22-14	96	54
Ameryst Alston	8	15	at Penn State	2-14-16	77	63
Kelsey Mitchell	8	9	vs. Illinois	2-21-16	117	74
Kelsey Mitchell	8	13	vs. Rutgers ¹	3-4-16	73	58
Taylor Mikesell	8	14	vs. Illinois	1-6-22	90	69
10. Brittany Johnson	7	14	vs. Iowa ¹	3-4-11	71	61
Brittany Johnson	7	12	at Illinois	1-20-11	71	62
Brittany Johnson	7	8	vs. Oklahoma State	11-22-09	93	72
Caity Matter	7	13	at UCLA	12-30-03	56	71
Caity Matter	7	13	at Wisconsin	1-16-03	57	42
Katie Smith	7	11	vs. Northwestern	1-15-95	70	73
Samantha Prahalis	7	12	vs. Minnesota	2-23-11	81	56
Taylor Hill	7	8	vs. Indiana	2-16-12	75	54
Kelsey Mitchell	7	14	vs. Georgia	11-19-14	59	67
Kelsey Mitchell	7	14	vs. Cleveland State	11-16-16	96	78
Kelsey Mitchell	7	13	vs. Louisville	11-12-17	90	95
Kelsey Mitchell	7	11	vs. FGCU ²	11-24-17	104	62
Taylor Mikesell	7	16	vs. Alabama State	12-15-21	97	51
23. Caity Matter	6	9	at Michigan State	2-15-04	53	72
Caity Matter	6	13	at Michigan State	2-13-03	64	65
Caity Matter	6	9	at Purdue	2-2-03	62	67
Averrill Roberts	6	6	at Northwestern	3-11-93	76	66
Marcie Alberts	6	11	vs. Michigan State ¹	3-1-97	79	85
Marcie Alberts	6	14	at Michigan	2-23-97	65	74
Lauren Shenk	6	8	vs. Akron	12-19-00	100	35
Lauren Shenk	6	11	vs. Michigan State	2-28-02	89	82
Marscilla Packer	6	8	vs. Wisconsin	1-20-08	79	74
Samantha Prahalis	6	12	vs. LSU	11-27-11	77	68
Kelsey Mitchell	6	20	vs. Michigan State	2-2-15	76	62
Kelsey Mitchell	6	13	vs. Indiana	2-8-15	78	70
Kelsey Mitchell	6	12	vs. Belmont	11-19-15	84	56
Kelsey Mitchell	6	13	at Northwestern	1-14-16	82	86
Kelsey Mitchell	6	17	at Michigan State	2-27-15	105	107
Kelsey Mitchell	6	12	vs. Illinois	1-22-17	88	64
Kelsey Mitchell	6	8	at Wisconsin	2-4-17	96	68
Kelsey Mitchell	6	9	vs. Northwestern ¹	3-3-17	99	68
Kelsey Mitchell	6	9	vs. Quinnipiac	11-17-17	95	63
Kelsey Mitchell	6	16	vs. Central Michigan	3-19-18	78	95
Jacy Sheldon	6	10	at Michigan	2-21-21	66	75
Taylor Mikesell	6	11	vs. Rutgers	2-7-22	61	57

¹Big Ten Tournament; ²Play4Kay Showcase

3-PT. FIELD GOAL ATTEMPTS

Player	Att.	Made	Opponent	Date	OSU	Opp.
1. Kelsey Mitchell	20	9	vs. Minnesota	1-15-15	72	76
Kelsey Mitchell	20	6	vs. Michigan State	2-2-15	76	62
3. Kelsey Mitchell	17	6	at Michigan State	2-27-15	105	107
Kelsey Mitchell	17	4	at Duke	11-30-17	60	69
5. Kelsey Mitchell	16	6	vs. Central Michigan	3-19-18	78	95
Taylor Mikesell	16	7	vs. Alabama State	12-15-21	97	51
7. Marcie Alberts	15	4	vs. Iowa	12-30-97	66	57
Ameryst Alston	15	8	at Penn State	2-14-16	77	63
Taylor Mikesell	15	3	at Northwestern	1-9-22	74	61
10. Brittany Johnson	14	7	vs. Iowa ²	3-4-11	71	61
Marcie Alberts	14	6	vs. Michigan	2-23-97	65	74
Kelsey Mitchell	14	5	vs. Penn State	1-18-15	69	60
Kelsey Mitchell	14	3	at Minnesota	2-24-16	88	90
Kelsey Mitchell	14	7	vs. Cleveland State	11-16-16	96	78
Taylor Mikesell	14	8	vs. Illinois	1-6-22	90	69

¹NCAA Tournament; ²Big Ten Tournament

3-PT. FG PERCENTAGE (MIN. 4 MADE)

Player	Pct.	Made/Att.	Opponent	Date	OSU	Opp.
1. Averrill Roberts	1.000	6/6	at Northwestern	3-11-93	76	66
Samantha Prahalis	1.000	5/5	vs. Michigan	1-27-11	66	69
Amy Scullion	1.000	5/5	vs. UT Martin	12-17-13	82	60
Kelsey Mitchell	1.000	5/5	at Indiana	1-8-15	103	49
Taylor Mikesell	1.000	5/5	vs. Maryland	1-20-22	95	89
Cheryl Perozek	1.000	4/4	at Indiana	1-11-91	72	63
Ashley Allen	1.000	4/4	vs. UNC Wilmington	11-25-03	70	42
Michelle Munoz	1.000	4/4	vs. Ohio	12-01-04	107	37
Ashlee Trebilcock	1.000	4/4	vs. Wisconsin	2-15-07	83	57
Marscilla Packer	1.000	4/4	vs. Alabama A&M	12-16-06	98	55
Sarah Schulze	1.000	4/4	at Northwestern	12-31-09	86	60
Shayla Cooper	1.000	4/4	vs. Purdue	1-17-16	90	70
13. Kelsey Mitchell	.889	8/9	vs. Illinois	2-21-16	117	74
14. Brittany Johnson	.875	7/8	vs. Oklahoma State	11-22-09	93	72
Taylor Hill	.875	7/8	vs. Indiana	2-16-12	75	54
16. Brittany Johnson	.833	5/6	vs. Purdue	2-10-11	90	67
Samantha Prahalis	.833	5/6	at Penn State	2-7-10	86	73
Marscilla Packer	.833	5/6	at Purdue	1-1-06	59	61
Katie Smith	.833	5/6	vs. Providence	12-3-95	99	77
Jamie Lewis	.833	5/6	vs. Boston	12-14-99	79	49
Ashley Allen	.833	5/6	vs. Bowling Green	11-12-04	89	41
Ameryst Alston	.833	5/6	vs. Iowa	2-21-15	100	82
Sierra Calhoun	.833	5/6	vs. LIU Brooklyn	11-19-16	113	54
Sierra Calhoun	.833	5/6	vs. Penn State	2-1-17	87	72
Sierra Calhoun	.833	5/6	vs. Iowa	2-12-17	88	81
Kelsey Mitchell	.833	5/6	vs. Rutgers	2-8-18	90	68



KELSEY MITCHELL

INDIVIDUAL SINGLE-GAME RECORDS

FREE THROWS MADE (MINIMUM 12 ATT.)

Player	Made	Att.	Opponent	Date	OSU	Opp.
1. Kelsey Mitchell	19	20	vs. Stanford ⁶	11-25-17	94	82
2. Kelsey Mitchell	18	22	vs. West Virginia ⁴	3-20-16	88	81
3. Nikita Lowry	15	18	vs. Wisconsin	2-13-87	97	62
Katie Smith	15	18	vs. Virginia	1-2-93	91	84
Katie Smith	15	16	vs. Idaho St. ¹	12-11-94	119	63
Kelsey Mitchell	15	16	vs. Texas A&M ⁵	11-28-15	95	80
7. Tayler Hill	14	14	vs. Minnesota	2-21-13	56	57
Mandy Stanhope	14	15	vs. St. Bonaventure	11-16-97	71	60
Jessica Davenport	14	17	vs. Indiana	1-25-07	72	62
Ameryst Alston	14	17	vs. Northwestern	2-23-14	71	62
Katie Smith	14	19	vs. Iowa	3-7-93	72	60
Kelsey Mitchell	14	14	vs. Clemson ³	11-27-14	86	77
13. Jantel Lavender	13	16	vs. Wisconsin ²	3-6-10	82	73
Jessica Davenport	13	13	vs. Penn State	2-27-05	69	58
Amy Tucker	13	14	vs. South Carolina	1-8-81	69	62
Averrill Roberts	13	14	vs. Michigan State	2-2-92	66	60
Nikita Lowry	13	15	vs. Michigan State	2-12-88	82	59
Katie Smith	13	13	at Penn State	2-25-94	74	96
Katie Smith	13	13	vs. Purdue	12-31-95	77	70
Cait Craft	13	19	vs. Florida Atlantic	11-10-13	91	88
Kelsey Mitchell	13	14	at Purdue	1-24-15	77	71
Ameryst Alston	13	15	vs. Clemson ³	11-27-14	86	77
Kelsey Mitchell	13	13	vs. Michigan State	12-31-15	85	80
24. Tayler Hill	12	14	at Illinois	2-28-13	64	53
Tayler Hill	12	12	at Gonzaga	12-17-12	65	60
Samantha Prahalis	12	12	at Minnesota	2-14-10	64	59
Jessica Davenport	12	16	vs. Purdue	1-2-05	63	50
Jessica Davenport	12	14	vs. Illinois	1-21-07	62	52
Jantel Lavender	12	14	at Penn State	2-28-08	87	84
Tayler Hill	12	12	vs. LSU	11-27-11	77	68
Ameryst Alston	12	16	vs. James Madison ⁴	3-21-15	90	80
Kelsey Mitchell	12	13	at South Carolina	11-13-15	80	88
Kelsey Mitchell	12	14	at Michigan State	2-27-16	105	107
Ameryst Alston	12	12	at Illinois	2-15-16	80	70
Jacy Sheldon	12	14	vs. Iowa	2-4-21	92	87

¹Kona Classic; ²Big Ten Tournament; ³Paradise Jam; ⁴NCAA Tournament; ⁵South Point Shootout; ⁶Play4Kay Showcase

FREE THROW ATTEMPTS (MINIMUM 15 ATT.)

Player	Att.	Made	Opponent	Date	OSU	Opp.
1. Kelsey Mitchell	22	18	vs. West Virginia	3-20-16	88	81
2. Kelsey Mitchell	20	19	vs. Stanford ⁵	11-25-17	94	82
2. Katie Smith	19	14	vs. Iowa	3-7-93	72	60
Cait Craft	19	13	vs. Florida Atlantic	11-10-13	91	88
4. Nikita Lowry	18	15	vs. Wisconsin	2-13-87	97	62
Katie Smith	18	15	vs. Virginia	1-2-93	91	84
6. Audrey Burcy	17	12	vs. UCLA	12-22-92	91	80
Katie Smith	17	11	vs. Penn State	12-28-94	78	63
Jessica Davenport	17	14	vs. Indiana	1-25-07	72	62
Ameryst Alston	17	14	vs. Northwestern	2-23-14	71	62
10. Jessica Davenport	16	10	vs. Indiana	2-1-04	71	65
Katie Smith	16	15	vs. Idaho State ²	12-11-94	119	63
Jantel Lavender	16	13	vs. Wisconsin	3-6-10	82	73
Ameryst Alston	16	12	vs. James Madison ¹	3-21-15	90	80
Kelsey Mitchell	16	15	vs. Texas A&M ⁴	11-28-15	95	80
15. Mandy Stanhope	15	14	vs. St. Bonaventure	11-16-97	71	60
Nikita Lowry	15	13	vs. Michigan State	2-12-88	82	59
Jodi Roth	15	12	at Minnesota	3-2-86	77	70
Kelsey Mitchell	15	11	vs. Michigan	2-10-15	77	73
Ameryst Alston	15	13	vs. Clemson ³	11-27-14	86	77

¹NCAA Tournament; ²Kona Classic; ³Paradise Jam; ⁴South Point Shootout; ⁵Play4Kay Showcase

FREE THROW PERCENTAGE (MINIMUM 10 ATT.)

Player	Percent	Made/Att.	Opponent	Date	OSU	Opp.
1. Tayler Hill	1.000	14/14	vs. Minnesota	2-21-13	56	57
Kelsey Mitchell	1.000	14/14	vs. Clemson ³	11-27-14	86	77
Jessica Davenport	1.000	13/13	vs. Penn State	2-27-05	69	58
Katie Smith	1.000	13/13	vs. Purdue	12-31-95	77	70
Katie Smith	1.000	13/13	at Penn State	2-25-94	74	96
Kelsey Mitchell	1.000	13/13	vs. Michigan State	12-31-15	85	80
Tayler Hill	1.000	12/12	at Gonzaga	12-17-12	65	60
Toni Roesch	1.000	12/12	vs. UNLV	12-28-85	87	74
Nicole Sanchez	1.000	12/12	at Wisconsin	3-8-89	77	61
Nicole Sanchez	1.000	12/12	vs. Michigan	1-12-90	84	67
Samantha Prahalis	1.000	12/12	at Minnesota	2-14-10	64	59
Tayler Hill	1.000	12/12	vs. LSU	11-27-11	77	68
Ameryst Alston	1.000	12/12	at Illinois	2-15-16	80	70
Katie Smith	1.000	11/11	vs. Kentucky	12-4-95	75	59
Katie Smith	1.000	11/11	vs. Michigan	1-21-96	83	75
Samantha Prahalis	1.000	11/11	vs. Wisconsin ²	3-6-10	82	73
Kelsey Mitchell	1.000	11/11	vs. Rutgers	1-1-15	85	68
Katie Smith	1.000	10/10	at Minnesota	2-12-95	93	73
Martha Baker	1.000	10/10	at Indiana	3-12-76	74	57
Lisa Cline	1.000	10/10	vs. BGSU	12-12-88	81	60
Katie Smith	1.000	10/10	at Purdue	1-15-93	84	78
Katie Smith	1.000	10/10	at Wisconsin	2-26-93	70	66
Katie Smith	1.000	10/10	vs. W. Kentucky ¹	3-25-93	86	76
Lisa Negri	1.000	10/10	vs. BGSU	12-4-93	76	65
Jamie Lewis	1.000	10/10	vs. Penn State	12-28-98	72	54
Jantel Lavender	1.000	10/10	at Michigan State	1-9-10	65	62
Kelsey Mitchell	1.000	10/10	vs. Michigan State	3-5-16	63	82
Jacy Sheldon	1.000	10/10	vs. Norfolk State	11-14-21	86	48

¹NCAA Tournament; ²Big Ten Tournament; ³Paradise Jam



NIKITA LOWRY

INDIVIDUAL SINGLE-GAME RECORDS

REBOUNDS (20+)

Player	Rebs.	Opponent	Date	OSU	Opp.
1. Mary Sivak	25	vs. Youngstown State ¹	3-3-79	62	56
2. Martha Baker	24	vs. Kentucky	2-16-76	70	50
3. Martha Baker	22	vs. Indiana	2-14-76	55	47
Jantel Lavender	22	vs. Indiana	1-5-11	83	65

¹OAISW; ²Big Ten Tournament

ASSISTS

Player	Asts	Opponent	Date	OSU	Opp.
1. Jamie Lewis	17	vs. James Madison ¹	3-25-01	74	65
2. Samantha Prahalis	15	vs. Oklahoma	12-5-11	95	84
3. Yvette Angel	14	at Pittsburgh	12-10-83	83	75
Yvette Angel	14	at Syracuse	12-8-84	76	53
Toni Roesch	14	vs. Central Michigan	12-21-85	95	75
Samantha Prahalis	14	vs. California	11-29-09	83	71
Samantha Prahalis	14	vs. Northwestern	2-25-10	78	47
8. Julie Plank	13	at Illinois	3-4-83	78	71
Jamie Lewis	13	vs. Akron	12-19-00	100	35
Jamie Lewis	13	vs. Long Beach State	12-3-00	102	55
Samantha Prahalis	13	vs. North Carolina	12-3-08	63	72
Samantha Prahalis	13	vs. St. Francis, Pa. ³	3-21-10	93	59
13. Alysiah Bond	12	vs. Idaho State ²	12-11-95	119	63
Samantha Prahalis	12	vs. West Virginia	11-19-09	92	69
Samantha Prahalis	12	at Penn State	2-7-10	86	73
Samantha Prahalis	12	vs. Purdue	2-10-11	90	67
Janai Crooms	12	at Cincinnati	11-13-19	78	73 (OT)
18. Jamie Lewis	11	at California	12-20-97	85	72
Jamie Lewis	11	at Cleveland State	11-18-00	87	76
Jamie Lewis	11	vs. UCLA	12-21-00	79	57
Jamie Lewis	11	vs. Michigan State	2-28-00	72	74
Kim Wilburn	11	at Purdue	2-02-03	62	67
Brandie Hoskins	11	at Minnesota	2-26-04	76	62
Samantha Prahalis	11	vs. Stony Brook	11-25-11	84	37
Samantha Prahalis	11	vs. Florida State	11-30-11	78	75 (OT)
Samantha Prahalis	11	at Wisconsin	12-30-11	77	61
Ameryst Alston	11	vs. Iowa	2-21-15	100	82

¹WNIT; ²Kona Classic; ³NCAA Tournament

BLOCKS

Player	Blks	Opponent	Date	OSU	Opp.
1. June Brewer	12	vs. Michigan State ¹	2-7-76	73	60
Jessica Davenport	12	at Michigan State	2-20-05	64	66
3. Jessica Davenport	11	at Minnesota	2-8-07	70	67
4. Mary Sivak	8	vs. Dayton	2-28-81	75	78
Mary Sivak	8	vs. Tennessee Tech	2-7-81	59	60
Jessica Davenport	8	at Dayton	12-04-04	75	42
Jessica Davenport	8	at Minnesota	2-16-06	76	55
Alexa Hart	8	vs. VCU	11-23-14	96	86
Alexa Hart	8	vs. St. Francis	11-16-14	113	97
Alexa Hart	8	at Illinois	2-15-16	80	70
11. Mary Sivak	7	at Western Michigan	12-7-79	73	68
Mary Sivak	7	at Kent State	2-19-81	69	64
Ashley Adams	7	at Purdue	2-20-11	76	74
Ashley Adams	7	at Minnesota	1-29-12	65	76
Ashley Adams	7	vs. Florida ²	3-18-12	65	70
Alexa Hart	7	vs. Arkansas State	12-11-14	67	52
Alexa Hart	7	vs. James Madison ²	3-21-15	90	80
Tori McCoy	7	vs. Purdue ¹	3-4-17	60	71

¹Big Ten Tournament; ²NCAA Tournament

STEALS

Player	Steals	Opponent	Date	OSU	Opp.
1. Lisa Cline	11	at UCLA	12-30-88	63	46
2. Yvette Angel	10	vs. Illinois State	11-21-84	87	51

Audrey Burcy	10	vs. Georgia	12-19-92	89	72
Tomeka Brown	10	at Northwestern	2-17-02	87	69
5. Tracey Hall	9	vs. Minnesota	2-28-88	88	48
Shelly Nichols	9	vs. Kentucky	12-4-96	84	66
D'wan Shackelford	9	at Minnesota	2-7-02	64	79
8. Frani Washington	8	at Michigan State ¹	2-9-79	69	75
Toni Roesch	8	vs. Northwestern	2-17-84	84	71
Yvette Angel	8	at Minnesota	2-1-85	64	58
Kim Wilburn	8	at Iowa	2-13-05	67	60
Kim Wilburn	8	vs. Canisius	12-22-05	90	58
Shavelle Little	8	at Illinois	12-28-09	76	47
Braxtin Miller	8	vs. Minnesota ¹	3-5-20	77	56
15. Nikita Lowry	7	vs. Michigan State	2-12-88	82	59
Nikita Lowry	7	at Illinois	3-4-88	78	62
Alysiah Bond	7	at Georgia	11-30-91	82	79
Averrill Roberts	7	at Michigan State	2-28-92	88	71
Kim Wilburn	7	vs. Iowa	1-26-03	74	59
Kim Wilburn	7	at Indiana	1-12-03	50	54
Kim Wilburn	7	at Purdue	2-8-04	54	57
Kim Wilburn	7	vs. Dayton	11-30-05	73	31
Kim Wilburn	7	at Wisconsin	1-27-05	86	67
Maria Moeller	7	vs. Boston College	11-21-06	80	72
Shavelle Little	7	vs. Howard	12-17-06	97	52
Shavelle Little	7	at Purdue	2-7-08	67	68
Taylor Hill	7	vs. Notre Dame	11-9-12	51	57
Asia Doss	7	at Nebraska	12-28-17	73	61
Braxtin Miller	7	at Sacramento State	12-17-19	104	74

¹Big Ten Tournament



TRACEY HALL

YEARLY LEADERS

SCORING AVERAGE

Season	Name	Games	Points	Avg.
2021-22	Jacy Sheldon	32	631	19.7
2020-21	Jacy Sheldon	20	333	16.7
2019-20	Dorka Juhász	31	410	13.2
2018-19	Dorka Juhász	27	317	11.7
2017-18	Kelsey Mitchell	35	849	24.3
2016-17	Kelsey Mitchell	35	791	22.6
2015-16	Kelsey Mitchell	34	889	26.1
2014-15	Kelsey Mitchell	35	873	24.9
2013-14	Ameryst Alston	35	666	19.0
2012-13	Taylor Hill	30	634	21.1
2011-12	Taylor Hill	32	653	20.4
2010-11	Jantel Lavender	34	774	22.8
2009-10	Jantel Lavender	36	769	21.4
2008-09	Jantel Lavender	35	728	20.8
2007-08	Jantel Lavender	31	547	17.6
2006-07	Jessica Davenport	32	639	20.0
2005-06	Jessica Davenport	32	598	18.7
2004-05	Jessica Davenport	35	677	19.3
2003-04	Caity Matter	31	458	14.8
2002-03	Caity Matter	32	492	15.4
2001-02	Courtney Coleman	28	458	16.4
2000-01	Courtney Coleman	33	487	14.8
1999-00	LaToya Turner	28	304	11.3
1998-98	Marrita Porter	29	423	14.6
1997-98	Marrita Porter	26	478	18.4
1996-97	Larecha Jones	28	368	13.1
1995-96	Katie Smith	34	745	21.9
1994-95	Katie Smith	30	639	21.3
1993-94	Katie Smith	28	616	22.0
1992-93	Katie Smith	32	578	18.1
1991-92	Averrill Roberts	28	546	19.5
1990-91	Averrill Roberts	28	416	14.9
1989-90	Vicki Pullie	29	386	13.3
1988-89	Lisa Cline	30	592	19.7
1987-88	Nikita Lowry	28	622	22.2
1986-87	Tracey Hall	31	506	16.3
1985-86	Tracey Hall	30	498	16.6
1984-85	Yvette Angel	31	437	14.1
1983-84	Carla Chapman	28	428	15.3
1982-83	Yvette Angel	28	428	15.3
1981-82	Mary Sivak	27	364	13.5
1980-81	Amy Tucker	32	548	17.1
1979-80	Amy Tucker	34	480	14.1
1978-79	Frani Washington	30	711	23.7
1977-78	Kim Jordan	31	494	15.9
1976-77	June Brewer	23	276	12.0
1975-76	Martha Baker	20	292	14.6

MOST POINTS SCORED

By A Senior	Kelsey Mitchell	849	2017-18
By A Junior	Kelsey Mitchell	791	2016-17
By A Soph.	Kelsey Mitchell	889	2015-16
By A Freshman	Kelsey Mitchell	873	2014-15

FIELD GOALS MADE

Season	Name	FGM	FGA	.Pct
2021-22	Jacy Sheldon	225	446	.504
2020-21	Jacy Sheldon	122	251	.486
2019-20	Dorka Juhász	160	336	.476
2018-19	Dorka Juhász	119	260	.458
2017-18	Kelsey Mitchell	288	643	.448
2016-17	Kelsey Mitchell	266	609	.437
2015-16	Kelsey Mitchell	284	628	.452
2014-15	Kelsey Mitchell	282	680	.415
2013-14	Ameryst Alston	238	512	.465
2012-13	Taylor Hill	189	467	.405
2011-12	Samantha Prahalis	216	495	.436
2010-11	Jantel Lavender	316	577	.548
2009-10	Jantel Lavender	304	591	.514
2008-09	Jantel Lavender	290	536	.541
2007-08	Jantel Lavender	232	452	.513

2006-07	Jessica Davenport	222	372	.597
2005-06	Jessica Davenport	241	390	.618
2004-05	Jessica Davenport	262	446	.587
2003-04	Caity Matter	157	356	.441
2002-03	Courtney Coleman	184	278	.662
2001-02	Courtney Coleman	180	296	.608
2000-01	Courtney Coleman	182	314	.580
1999-00	LaToya Turner	117	240	.488
1998-99	Marrita Porter	162	275	.589
1997-98	Larecha Jones	183	403	.454
1996-97	Larecha Jones	154	280	.550
1995-96	Katie Smith	230	527	.436
1994-95	Peggy Evans	201	353	.569
1993-94	Katie Smith	211	428	.493
1992-93	Katie Smith	189	375	.504
1991-92	Averrill Roberts	192	416	.462
1990-91	Averrill Roberts	153	374	.409
1989-90	Vicki Pullie	151	326	.463
1988-89	Lisa Cline	246	448	.549
1987-88	Nikita Lowry	251	419	.599
1986-87	Tracey Hall	220	355	.620
1985-86	Tracey Hall	203	329	.617
1984-85	Yvette Angel	189	368	.514
1983-84	Carla Chapman	181	359	.504
1982-83	Yvette Angel	184	342	.538
1981-82	Mary Sivak	155	310	.500
	Amy Tucker	155	313	.495
1980-81	Mary Sivak	230	415	.542
1979-80	Amy Tucker	206	426	.483
1978-79	Frani Washington	309	573	.539
1977-78	Kim Jordan	229	512	.447
1976-77	Martha Baker	129	298	.430
1975-76	Martha Baker	126	280	.450

MOST FIELD GOALS MADE

By A Senior	Jantel Lavender	316	2010-11
By A Junior	Jantel Lavender	304	2009-10
By A Soph.	Frani Washington	309	1978-79
By A Freshman	Kelsey Mitchell	282	2014-15

FIELD GOAL PERCENTAGE

Season	Name	Pct.	FGM/FGA
2021-22	Taylor Thierry	.541	33/61
2020-21	Jacy Sheldon	.486	122/251
2019-20	Rebeka Mikulasikova	.503	80/159
2018-19	Janai Crooms	.480	98/204
2017-18	Alexa Hart	.497	74/149
2016-17	Tori McCoy	.629	122/194
2015-16	Alexa Hart	.615	158/257
2014-15	Alexa Hart	.627	190/303
2013-14	Ashley Adams	.489	85/174
2012-13	Ashley Adams	.540	136/252
2011-12	Darryce Moore	.583	67/115
2010-11	Ashley Adams	.615	67/109
2009-10	Jantel Lavender	.514	304/591
2008-09	Jantel Lavender	.541	290/536
2007-08	Tamrah Riley	.583	77/132
2006-07	Star Allen	.625	140/224
2005-06	Jessica Davenport	.618	241/390
2004-05	Brandie Hoskins	.596	186/312
2003-04	Jessica Davenport	.625	150/240
2002-03	Courtney Coleman	.662	184/278
2001-02	Courtney Coleman	.608	180/296
2000-01	Courtney Coleman	.580	182/314
1999-00	Michaela Moua	.573	86/150
1998-99	Marrita Porter	.589	162/275
1997-98	Marrita Porter	.560	178/318
1996-97	Marrita Porter	.667	72/108
1995-96	Marrita Porter	.585	144/246
1994-95	Peggy Evans	.569	201/353
1993-94	Lavona Turner	.507	111/219
1992-93	Nikki Keyton	.559	171/306
1991-92	Nikki Keyton	.492	130/264

1990-91	Stacie Bruce	.532	99/186
1989-90	Mindy Smith	.562	141/251
1988-89	Lisa Cline	.549	246/448
1987-88	Nikita Lowry	.599	251/419
1986-87	Tracey Hall	.620	220/355
1985-86	Tracey Hall	.617	203/329
1984-85	Tracey Hall	.601	178/296
1983-84	Francine Lewis	.593	159/268
1982-83	Theresa Busch	.546	101/185
1981-82	Carla Chapman	.547	105/192
1980-81	Mary Sivak	.542	230/415
1979-80	Amy Tucker	.483	206/426
1978-79	Frani Washington	.539	309/572
1977-78	Frani Washington	.523	161/308
1976-77	June Brewer	.550	153/278
1975-76	Dana Schlatter	.600	18/30

BEST FIELD GOAL PERCENTAGE

By A Senior	Courtney Coleman	.662	2002-03
By A Junior	Tracey Hall	.620	1986-87
By A Soph.	Marrita Porter	.667	1996-97
By A Freshman	Tori McCoy	.629	2016-17

3-POINTERS MADE

Season	Name	3PM	3PA	Pct.
2021-22	Taylor Mikesell	114	240	.475
2020-21	Jacy Sheldon	33	96	.344
2019-20	Kierstan Bell	56	176	.318
2018-19	Adreana Miller	33	76	.434
2017-18	Kelsey Mitchell	129	321	.402
2016-17	Kelsey Mitchell	115	312	.369
2015-16	Kelsey Mitchell	126	317	.397
2014-15	Kelsey Mitchell	127	336	.378
2013-14	Ameryst Alston	43	114	.377
	Cait Craft	43	139	.309
2012-13	Taylor Hill	64	202	.317
2011-12	Taylor Hill	82	196	.418
2010-11	Brittany Johnson	85	189	.450
2009-10	Brittany Johnson	77	160	.481
2008-09	Brittany Johnson	44	122	.361
2007-08	Marscilla Packer	80	197	.406
2006-07	Marscilla Packer	57	151	.377
2005-06	Marscilla Packer	79	171	.462
2004-05	Caity Matter	73	164	.445
2003-04	Caity Matter	73	209	.349
2002-03	Caity Matter	106	235	.451
2001-02	DiDi Reynolds	51	151	.338
2000-01	Jamie Lewis	78	220	.355
1999-00	Lauren Shenk	51	154	.331
1998-99	Lauren Shenk	43	135	.319
1997-98	Jamie Lewis	43	126	.341
1996-97	Marcie Alberts	86	244	.352
1995-96	Katie Smith	80	210	.381
1994-95	Katie Smith	57	155	.368
1993-94	Katie Smith	45	119	.378
1992-93	Averrill Roberts	39	113	.345
1991-92	Averrill Roberts	37	107	.346
1990-91	Cheryl Perozek	48	117	.410
1989-90	Cheryl Perozek	19	47	.404
1988-89	Nikita Lowry	10	23	.435
	Lisa Cline	10	23	.435
1987-88	Lisa Cline	9	25	.360
1986-87	Nikita Lowry	1	2	.500

MOST 3-POINTERS MADE

By A Senior	Kelsey Mitchell	129	2017-18
By A Junior	Kelsey Mitchell	115	2016-17
By A Soph.	Kelsey Mitchell	126	2015-16
By A Freshman	Kelsey Mitchell	127	2014-15

YEARLY LEADERS

3-PT. FG PERCENTAGE (MIN. 50 ATTEMPTS)

Season	Name	Pct.	3PM/3PA
2021-22	Taylor Mikesell	.475	114/240
2020-21	Braxtin Miller	.385	25/65
2019-20	Rebeka Mikulasikova	.463	25/54
2018-19	Adreana Miller	.434	33/76
2017-18	Kelsey Mitchell	.402	129/321
2016-17	Sierra Calhoun	.386	68/176
2015-16	Shayla Cooper	.460	23/50
2014-15	Kelsey Mitchell	.378	127/336
2013-14	Ameryst Alston	.377	43/114
2012-13	Taylor Hill	.317	64/202
2011-12	Taylor Hill	.418	82/196
2010-11	Brittany Johnson	.450	85/189
2009-10	Brittany Johnson	.481	77/160
2008-09	Ashlee Trebilcock	.440	40/91
2007-08	Marscilla Packer	.406	81/197
2006-07	Marscilla Packer	.377	57/151
2005-06	Marscilla Packer	.462	79/171
2004-05	Caity Matter	.445	73/164
2003-04	Caity Matter	.349	73/209
2002-03	Caity Matter	.451	106/235
2001-02	DiDi Reynolds	.338	51/151
2000-01	Jamie Lewis	.355	78/220
1999-00	Lauren Shenk	.331	51/154
1998-99	Lauren Shenk	.319	43/135
1997-98	Jamie Lewis	.341	43/126
1996-97	Marcie Alberts	.352	86/244
1995-96	Marcie Alberts	.386	54/140
1994-95	Marcie Alberts	.438	46/105
1993-94	Katie Smith	.478	45/119
1992-93	Katie Smith	.450	36/80
1991-92	Averrill Roberts	.346	37/107
1990-91	Cheryl Perozek	.410	48/117
1989-90*	Averrill Roberts	.404	19/47
1988-89*	Nikita Lowry	.435	10/23
	Lisa Cline	.435	10/23
1987-88*	Liana Coutts	.385	5/13
1986-87*	Nikita Lowry	.500	1/2

* Did not have anyone with 50 attempts

BEST 3-PT. FG PERCENTAGE (MIN. 25 MADE)

By A Senior	Taylor Mikesell	.475	2021-22
By A Junior	Brittany Johnson	.481	2009-10
By A Soph.	Marscilla Packer	.462	2005-06
By A Freshman	R. Mikulasikova	.463	2019-20

FREE THROWS MADE

Season	Name	Made	Att.	Pct.
2021-22	Jacy Sheldon	140	162	.864
2020-21	Madison Greene	60	70	.857
2019-20	Madison Greene	76	96	.792
2018-19	Dorka Juhasz	61	97	.629
2017-18	Kelsey Mitchell	144	173	.832
2016-17	Kelsey Mitchell	144	176	.818
2015-16	Kelsey Mitchell	195	229	.852
2014-15	Kelsey Mitchell	182	218	.835
2013-14	Ameryst Alston	147	177	.831
2012-13	Taylor Hill	192	233	.824
2011-12	Taylor Hill	141	183	.770
2010-11	Taylor Hill	156	201	.776
2009-10	Jantel Lavender	159	205	.776
2008-09	Jantel Lavender	148	196	.755
2007-08	Jantel Lavender	82	124	.661
2006-07	Jessica Davenport	194	245	.792
2005-06	Jessica Davenport	109	147	.741
2004-05	Jessica Davenport	152	197	.772
2003-04	Jessica Davenport	89	136	.654
2002-03	Courtney Coleman	82	137	.599
2001-02	Courtney Coleman	98	183	.536
2000-01	Courtney Coleman	123	209	.589
1999-00	LaToya Turner	70	108	.648

1998-99	Marrita Porter	98	130	.754
1997-98	Marrita Porter	117	189	.619
1996-97	Larecha Jones	58	94	.617
1995-96	Katie Smith	205	235	.872
1994-95	Katie Smith	190	225	.844
1993-94	Katie Smith	149	182	.819
1992-93	Katie Smith	164	203	.808
1991-92	Averrill Roberts	125	165	.758
1990-91	Averrill Roberts	100	127	.787
1989-90	Nicole Sanchez	116	136	.853
1988-89	Nikita Lowry	102	146	.699
	Nicole Sanchez	102	118	.864
1987-88	Nikita Lowry	120	173	.694
1986-87	Jodi Roth	101	136	.743
1985-86	Jodi Roth	109	155	.703
1984-85	Jodi Roth	77	108	.713
1983-84	Kelly Robinson	67	88	.761
1982-83	Yvette Angel	60	80	.750
1981-82	Mary Sivak	54	98	.551
1980-81	Amy Tucker	102	119	.857
1979-80	Amy Tucker	63	80	.850
1978-79	Frani Washington	93	119	.782
1977-78	Frani Washington	71	108	.657
1976-77	Journey Beard	28	38	.737
1975-76	Robin Tucker	22	28	.786

MOST FREE THROWS MADE

By A Senior	Katie Smith	205	1995-96
By A Junior	Katie Smith	190	1994-95
By A Soph.	Kelsey Mitchell	195	2015-16
By A Freshman	Kelsey Mitchell	182	2014-15

FREE-THROW PERCENTAGE

Season	Name	Pct.	FT/FTA
2021-22	Taylor Mikesell	.902	46/51
2020-21	Madison Greene	.857	60/70
2019-20	Rebeka Mikulasikova	.822	37/45
2018-19	Jensen Caretti	.750	12/15
2017-18	Kelsey Mitchell	.832	144/173
2016-17	Kelsey Mitchell	.818	144/176
2015-16	Kelsey Mitchell	.852	195/229
2014-15	Kelsey Mitchell	.835	182/218
2013-14	Ameryst Alston	.831	147/177
2012-13	Taylor Hill	.824	192/233
2011-12	Samantha Prahalis	.838	119/142
2010-11	Brittany Johnson	.828	53/64
2009-10	Sarah Schulze	.872	41/47
2008-09	Ashlee Trebilcock	.867	26/30
2007-08	Marscilla Packer	.864	70/81
2006-07	Marscilla Packer	.868	33/38
2005-06	Jessica Davenport	.741	109/147
2004-05	Caity Matter	.900	72/80
2003-04	Caity Matter	.772	71/92
2002-03	Caity Matter	.923	48/52
2001-02	Lauren Shenk	.778	84/108
2000-01	Lauren Shenk	.824	56/68
1999-00	Lauren Shenk	.726	45/62
1998-99	Marrita Porter	.754	98/130
1997-98	Mandy Stanhope	.784	40/51
1996-97	Marcie Alberts	.913	42/46
1995-96	Katie Smith	.872	205/235
1994-95	Katie Smith	.844	190/225
1993-94	Adrienne Johnson	.837	41/49
1992-93	Katie Smith	.808	164/203
1991-92	Nikki Keyton	.774	103/133
1990-91	Cheryl Perozek	.811	43/53
1989-90	Nicole Sanchez	.853	116/136
1988-89	Nicole Sanchez	.864	102/118
1987-88	Nikita Lowry	.694	120/173
1986-87	Nikita Lowry	.773	99/128
1985-86	Tracey Hall	.736	92/125
1984-85	Carla Chapman	.761	35/46

1983-84	Kelly Robinson	.761	67/88
1982-83	Yvette Angel	.750	60/80
1981-82	Amy Tucker	.779	53/68
1980-81	Amy Tucker	.857	102/119
1979-80	Amy Tucker	.850	68/80
1978-79	Frani Washington	.782	93/119
1977-78	Cindy Noble	.754	43/57
1976-77	Journey Beard	.737	28/38
1975-76	Robin Tucker	.785	22/28

BEST FT PERCENTAGE (MIN. 40 MADE)

By A Senior	Marcie Alberts	.913	1996-97
By A Junior	Sarah Schulze	.872	2009-10
By A Sophomore	Caity Matter	.923	2002-03
By A Freshman	Kelsey Mitchell	.835	2014-15

REBOUNDS

Season	Name	Games	Rebs.	Avg.
2021-22	Rebeka Mikulasikova	32	159	5.0
2020-21	Dorka Juhász	17	188	11.1
2019-20	Dorka Juhász	31	292	9.4
2018-19	Dorka Juhász	27	242	9.0
2017-18	Sierra Calhoun	35	134	3.8
2016-17	Shayla Cooper	35	236	6.7
2015-16	Alexa Hart	34	264	7.8
2014-15	Alexa Hart	35	310	8.9
2013-14	Martina Ellerbe	35	212	6.1
2012-13	Ashley Adams	30	211	7.0
2011-12	Ashley Adams	32	222	6.9
2010-11	Jantel Lavender	34	370	10.9
2009-10	Jantel Lavender	36	372	10.3
2008-09	Jantel Lavender	35	374	10.7
2007-08	Jantel Lavender	31	306	9.9
2006-07	Jessica Davenport	32	306	9.6
2005-06	Jessica Davenport	32	285	8.9
2004-05	Jessica Davenport	36	325	9.3
2003-04	Jessica Davenport	31	178	5.7
2002-03	Courtney Coleman	32	213	6.7
2001-02	Courtney Coleman	29	218	7.8
2000-01	Courtney Coleman	33	247	7.5
1999-00	LaToya Turner	28	160	5.9
1998-99	Marrita Porter	29	170	5.9
1997-98	Marrita Porter	26	186	7.2
1996-97	Larecha Jones	28	237	8.5
1995-96	Lisa Negri	34	218	6.4
1994-95	Peggy Evans	30	215	7.2
1993-94	LaVona Turner	28	206	7.4
1992-93	Nikki Keyton	32	187	6.0
1991-92	Nikki Keyton	27	223	8.3
1990-91	Stacie Bruce	16	123	7.7
1989-90	Nicole Sanchez	30	204	6.8
1988-89	Nikita Lowry	25	182	7.2
1987-88	Tracey Hall	30	269	9.0
1986-87	Tracey Hall	31	305	9.8
1985-86	Tracey Hall	30	284	9.5
1984-85	Tracey Hall	31	257	8.3
1983-84	Francine Lewis	29	245	8.4
1982-83	Carla Chapman	27	194	7.2
1981-82	Mary Sivak	27	201	7.4
1980-81	Mary Sivak	32	292	9.1
1979-80	Kim Jordan	32	257	8.0
1978-79	Kim Jordan	30	250	8.3
1977-78	June Brewer	30	262	8.7
1976-77	June Brewer	23	162	7.0
1975-76	Martha Baker	20	260	13.0

MOST REBOUNDS

By A Senior	Jantel Lavender	370	2010-11
By A Junior	Jantel Lavender	372	2009-10
By A Soph.	Jantel Lavender	374	2008-09
By A Freshman	Alexa Hart	310	2014-15

YEARLY LEADERS

ASSISTS

Season	Name	Games	Assts	Avg.
2021-22	Jacy Sheldon	32	134	4.2
2020-21	Madison Greene	15	65	4.3
2019-20	Braxtin Miller	33	114	3.5
2018-19	Janai Crooms	29	64	2.2
2017-18	Kelsey Mitchell	35	148	4.2
2016-17	Kelsey Mitchell	35	137	3.9
2015-16	Ameryst Alston	34	117	3.6
2014-15	Kelsey Mitchell	35	146	4.2
2013-14	Ameryst Alston	35	112	3.2
2012-13	Taylor Hill	30	88	2.9
2011-12	Samantha Prahalis	31	194	6.2
2010-11	Samantha Prahalis	31	215	6.9
2009-10	Samantha Prahalis	36	289	8.0
2008-09	Samantha Prahalis	35	203	5.8
2007-08	Marscilla Packer	31	104	3.4
2006-07	Brandie Hoskins	23	113	4.9
2006-06	Debbie Merrill	32	103	3.2
2004-05	Brandie Hoskins	34	135	3.9
2003-04	Kim Wilburn	31	156	5.0
2002-03	Kim Wilburn	32	168	5.3
2001-02	Lauren Shenk	29	138	4.8
2000-01	Jamie Lewis	33	257	7.8
1999-00	Jamie Lewis	28	105	3.8
1998-99	Jamie Lewis	29	122	4.2
1997-98	Jamie Lewis	27	159	5.9
1996-97	Shelly Nichols	28	95	3.4
1995-96	Katie Smith	34	145	4.3
1994-95	Katie Smith	30	108	3.6
1993-94	Alysiah Bond	28	105	3.8
1992-93	Audrey Burcy	32	123	3.8
1991-92	Audrey Burcy	26	75	2.7
1990-91	Cheryl Perozek	28	118	4.2
1989-90	Cheryl Perozek	30	151	5.0
1988-89	Lisa Cline	28	126	4.5
1987-88	Lisa Cline	30	140	4.7
1986-87	Geneva Sanford	31	119	4.0
1985-86	Toni Roesch	28	153	5.5
1984-85	Yvette Angel	31	164	5.3
1983-84	Yvette Angel	29	167	5.8
1982-83	Yvette Angel	28	112	4.0
1981-82	Yvette Angel	27	119	4.4
1980-81	Amy Tucker	32	85	2.7
1979-80	Laurie Pirtle	32	116	3.6
1978-79	Laurie Pirtle	29	107	3.7
1977-78	Laurie Pirtle	30	107	3.6
1976-77	Robin Tucker	28	96	3.4
1975-76	Martha Gasser	25	65	2.6

MOST ASSISTS

By A Senior	Jamie Lewis	257	2000-01
By A Junior	Samantha Prahalis	215	2010-11
By A Soph.	Samantha Prahalis	289	2009-10
By A Freshman	Samantha Prahalis	203	2008-09

BLOCKS

Season	Name	Games	Blocks
2021-22	Taylor Thierry	30	28
2020-21	Aaliyah Patty	18	21
2019-20	Dorka Juhász	31	38
2018-19	Makayla Waterman	27	40
2017-18	Alexa Hart	35	28
2016-17	Tori McCoy	35	59
2015-16	Alexa Hart	34	86
2014-15	Alexa Hart	35	129
2013-14	Ashley Adams	35	68
2012-13	Ashley Adams	30	67
2011-12	Ashley Adams	32	96
2010-11	Jantel Lavender	34	61
2009-10	Jantel Lavender	36	55
2008-09	Jantel Lavender	35	42
2007-08	Jantel Lavender	31	32
2006-07	Jessica Davenport	32	90
2005-06	Jessica Davenport	32	98
2004-05	Jessica Davenport	35	116
2003-04	Jessica Davenport	31	80
2002-03	LaToya Turner	28	47
2001-02	D'wan Shackelford	29	24
2000-01	LaToya Turner	13	30
1999-00	LaToya Turner	28	36
1998-98	Larecha Jones	29	17
1997-98	Mindy Fusetti	27	15
1996-97	Larecha Jones	28	14
1995-96	Tiffany Glosson	33	23
1994-95	Lisa Negri	30	15
1993-94	Lavona Turner	28	26
1992-93	Lisa Negri	32	21
1991-92	Lavona Turner	27	19
1990-91	Monica Taylor	25	16
1989-90	Mindy Smith	28	30
1988-89	Mindy Smith	28	22
1987-88	Tracey Hall	30	23
1986-87	Tracey Hall	31	32
1985-86	Tracey Hall	30	31
1984-85	Francine Lewis	31	27
1983-84	Francine Lewis	29	39
1982-83	Francine Lewis	28	39
1981-82	Mary Sivak	27	70
1980-81	Mary Sivak	32	61
1979-80	Mary Sivak	34	59
1978-79	Mary Sivak	30	51
1977-78	NA	31	
1976-77	June Brewer	28	30
1975-76	NA	32	

MOST BLOCKS

By A Senior	Jessica Davenport	90	2006-07
By A Junior	Jessica Davenport	98	2005-06
By A Soph.	Jessica Davenport	116	2004-05
By A Freshman	Alexa Hart	129	2014-15

STEALS

Season	Name	Games	Stls	Avg.
2021-22	Jacy Sheldon	32	62	1.9
2020-21	Jacy Sheldon	20	35	1.8
2019-20	Braxtin Miller	33	59	1.8
2018-19	Dorka Juhász	27	33	1.2
2017-18	Kelsey Mitchell	35	54	1.5
2016-17	Kelsey Mitchell	35	43	1.2
2015-16	Kelsey Mitchell	34	58	1.7
2014-15	Kelsey Mitchell	35	59	1.7
2013-14	Ameryst Alston	35	40	1.1
2012-13	Taylor Hill	30	66	2.2
2011-12	Taylor Hill	32	81	2.5
2010-11	Taylor Hill	34	56	1.6
2009-10	Samantha Prahalis	36	63	1.8
2008-09	Shavelle Little	34	86	2.5
2007-08	Shavelle Little	29	79	2.7
2006-07	Maria Moeller	32	54	1.7
2005-06	Kim Wilburn	32	90	2.8
2004-05	Kim Wilburn	35	85	2.4
2003-04	Kim Wilburn	31	91	2.9
2002-03	Kim Wilburn	32	92	2.9
2001-02	D'wan Shackelford	29	58	2.0
2000-01	Jamie Lewis	33	71	2.2
1999-00	Tomeka Brown	28	41	1.5
1998-99	Jamie Lewis	29	50	1.7
1997-98	Marrita Porter	26	63	2.4
1996-97	Shelly Nichols	28	67	2.4
1995-96	Katie Smith	34	46	1.4
1994-95	Katie Smith	30	37	1.2
1993-94	Alysiah Bond	28	60	2.1
1992-93	Averrill Roberts	32	98	3.1
1991-92	Averrill Roberts	27	76	2.8
1990-91	Averrill Roberts	28	50	1.8
1989-90	Averrill Roberts	30	43	1.4
1988-89	Lisa Cline	30	89	3.0
1987-88	Tracey Hall	30	79	2.6
1986-87	Tracey Hall	31	59	1.9
1985-86	T. Hall/T. Roesch	28	63	2.3
1984-85	Yvette Angel	31	115	3.7
1983-84	Yvette Angel	29	83	2.9
1982-83	Yvette Angel	28	62	2.2
1981-82	Yvette Angel	27	66	2.4
1980-81	Dot McHugh	30	43	1.4
1979-80	Kim Jordan	32	49	1.5
1978-79	Frani Washington	30	81	2.7
1977-78	Kim Jordan	26	54	2.1
1976-77	Robin Tucker	28	96	3.4
1975-76	Martha Baker	25	71	3.6

MOST STEALS

By A Senior	Yvette Angel	115	1984-85
By A Junior	Shavelle Little	86	2008-09
By A Soph.	Robin Tucker	96	1976-77
By A Freshman	Kim Wilburn	92	2002-03

TEAM SINGLE-SEASON RECORDS

GAMES PLAYED

36.....	2009-10
35.....	2008-09
35.....	2004-05
35.....	2013-14
35.....	2014-15

POINTS

2925.....	2015-16
2836.....	2014-15
2807.....	2009-10
2770.....	1995-96
2662.....	1992-93

SCORING AVERAGE

86.0.....	2015-16
83.2.....	1992-93
82.5.....	1976-77
81.5.....	1995-96
80.2.....	1987-88

FIELD GOALS MADE

1066.....	2015-16
1025.....	2014-15
1021.....	1995-96
1008.....	1984-85

FIELD GOALS ATTEMPTED

2336.....	2014-15
2263.....	2015-16
2223.....	1979-80
2203.....	1995-96

FIELD GOAL PERCENTAGE

.530.....	1986-87
.529.....	1985-86
.521.....	1987-88
.516.....	1984-85
.510.....	2003-04
.508.....	2004-05

3-POINT FIELD GOALS MADE

290.....	2015-16
267.....	2014-15
263.....	2021-22
245.....	2019-20
238.....	2009-10

3-POINT FIELD GOAL ATTEMPTS

781.....	2014-15
779.....	2015-16
764.....	2019-20
700.....	2021-22
592.....	2009-10

3-POINT FIELD GOAL PCT.

.402.....	2009-10
.390.....	2004-05
.388.....	2002-03
.387.....	2005-06
.379.....	1988-89
.379.....	2007-08

FREE THROWS MADE

608.....	1992-93
574.....	1995-96
573.....	2009-10
538.....	2000-01
522.....	2010-11
519.....	2014-15

FREE THROWS ATTEMPTED

838.....	1992-93
805.....	1995-96
798.....	2000-01
753.....	2009-10
735.....	1989-90

FREE THROW PERCENTAGE

.761.....	2009-10
.758.....	2004-05
.758.....	2015-16
.752.....	2010-11
.742.....	2011-12
.741.....	2013-14
.738.....	1988-89

REBOUNDS

1566.....	1977-78
1506.....	1979-80
1470.....	2009-10
1420.....	2014-15

REBOUND AVERAGE

50.5.....	1977-78
45.9.....	1976-77
45.0.....	1978-79
44.2.....	1979-80
43.9.....	1981-82

PERSONAL FOULS

702.....	1995-96
683.....	1979-80
663.....	1980-81
658.....	1990-91
624.....	1976-77

ASSISTS

638.....	2004-05
619.....	2009-10
602.....	2005-06
600.....	1984-85
563.....	2010-11
559.....	2006-07

TURNOVERS

682.....	1978-79
680.....	1991-92
680.....	1990-91
676.....	1980-81
660.....	1986-87

BLOCKS

218.....	2014-15
183.....	2013-14
182.....	2011-12
175.....	2010-11

STEALS

403.....	1992-93
357.....	1984-85
352.....	2000-01
343.....	1987-88
331.....	1976-77

WINS

31.....	2009-10
30.....	2004-05
29.....	2008-09
29.....	2005-06
28.....	2006-07
28.....	1992-93
28.....	1984-85

CONSECUTIVE WINS

20 (32 games).....	2005-06
20 (31 games).....	1984-85
17 (32 games).....	2006-07
17 (32 games).....	1975-76
15 (31 games).....	1986-87
15 (32 games).....	2011-12
14 (35 games).....	2004-05
14 (16 games).....	1972-73
14 (32 games).....	1992-93

MOST CONSECUTIVE HOME WINS IN A SEASON

25.....	1986-87
19.....	2004-05
19.....	2011-12
18.....	2009-10
16.....	2015-16
15.....	1987-88
15.....	2006-07

WINNING PERCENTAGE

.906.....	2005-06
.903.....	1984-85
.875.....	1992-93
.875.....	2006-07
.861.....	2009-10
.857.....	2004-05

FEWEST LOSSES

3.....	1984-85
3.....	2005-06
4.....	2006-07
4.....	1992-93
5.....	1987-88
5.....	1986-87
5.....	1982-83
5.....	2004-05
5.....	2009-10

CONSECUTIVE LOSSES

7 (34 games).....	1979-80
6 (30 games).....	1978-79
6 (28 games).....	1990-91
6 (28 games).....	1993-94
6 (28 games).....	1996-97

MOST LOSSES

18.....	2013-14
18.....	1979-80
17.....	1990-91
17.....	1996-97
15.....	1980-81
15.....	1999-00
15.....	2018-19

TEAM SINGLE-GAME RECORDS

POINTS

OSU Most	119	vs. Idaho State (Kona Classic)	12-11-1994	119 - 63
OSU Fewest	29	vs. Lynchburg	3- -1969	29 - 31
OPP Most	118	at Penn State	12-8-1990	64 - 118
OPP Fewest	11	vs. Ashland	5-22-1905	31 - 11

FIELD GOALS MADE

OSU Most	49	at Minnesota	1-12-1996	117 - 64
OSU Fewest	11	at Rutgers	12-1-1999	35 - 46
OPP Most	45	vs. Long Beach State (NCAA)	3-21-1987	82 - 102
OPP Fewest	8	vs. Colgate	11-24-2007	88 - 26

FIELD GOAL ATTEMPTS

OSU Most	91	vs. Belhaven (MUW)	12-14-1978	69 - 55
OSU Fewest	32	vs. Rutgers	3-3-2019	56 - 66
OPP Most	102	vs. St. Francis	11-16-2014	113 - 97
OPP Fewest	33	vs. High Point	11-23-1999	70 - 40

FIELD GOAL PERCENTAGE

OSU Highest .720	(36 of 50)	vs. Wright State	12-18-2003	88 - 45
OSU Lowest .242	(15 of 62)	at Purdue	1-3-1991	45 - 105
OPP Highest .680	(34 of 50)	vs. Kentucky	11-19-1998	84 - 92 (OT)
OPP Lowest .186	(8 of 43)	vs. Colgate	11-24-2007	88 - 26

3-POINT FIELD GOALS

OSU Most	17	(17-26) at Penn State	2-7-2010	86 - 73
OSU Most Att.	40	(17-40) vs. Louisville	11-12-2018	90 - 95 (OT)
OPP Most	16	(16-43) vs. Florida Gulf Coast	11-29-2014	90 - 83 (2OT)
	16	(16-37) vs. Dartmouth	12-15-2017	103 - 70
OPP Most Att.	47	(12-47) vs. St. Francis (Pa.)	11-16-2014	113 - 97

FREE THROWS MADE

OSU Most	38	vs. Kansas State	12-19-1993	105 - 70
	38	vs. Idaho State (Kona Classic)	12-11-1994	119 - 63
OSU Fewest	0	at Illinois State	2-25-1978	68 - 78
OPP Most	35	at Illinois	2-13-1998	64 - 80
OPP Fewest	0	vs. Wisconsin	2-6-2012	72 - 58
	0	vs. Indiana	1-17-2013	68 - 45
	0	vs. Wichita State	11-28-2014	55 - 70
	0	vs. Canisius	12-11-2016	89 - 56
	0	vs. Dartmouth	12-15-2017	103 - 70

FREE THROW ATTEMPTS

OSU Most	53	vs. Idaho State (Kona Classic)	12-11-1994	119 - 63
OSU Fewest	2	vs. Tennessee	1-31-1980	56 - 72
OPP Most	49	at Illinois	2-13-1998	64 - 80
OPP Fewest	0	vs. Wichita State	11-28-2014	55 - 70
	0	vs. Canisius	12-11-2016	89 - 56
	0	vs. Dartmouth	12-15-2017	103 - 70

FREE THROW PERCENTAGE

OSU Highest 1.000	(14 of 14)	vs. Rutgers	2-7-22	61 - 57
	1.000	(10 of 10) at Syracuse	12-11-2010	66 - 75
	1.000	(10 of 10) vs. Penn State	1-25-1994	66 - 74
	1.000	(10 of 10) vs. Marist	11-23-2013	62 - 59
OSU Lowest .000	(0 of 2)	at Illinois State	2-25-1978	68 - 78
OPP Highest 1.000	(15 of 15)	at Wisconsin	1-20-2013	49 - 68
	1.000	(11 of 11) vs. Eastern Michigan	12-10-2001	58 - 70
	1.000	(11 of 11) vs. Michigan State	2-6-1982	59 - 65
	1.000	(10 of 10) vs. Ohio	11-21-2003	83 - 50
	1.000	(10 of 10) vs. Illinois	1-21-2007	62 - 52
OPP Lowest .000	(0 of 1)	vs. Wisconsin	2-6-2012	72 - 58
	.000	(0 of 1) vs. Indiana	1-17-2013	68 - 45

REBOUNDS

OSU Most	78	vs. Western Michigan	12-9-1978	71 - 58
OSU Fewest	19	vs. Minnesota	3-5-2004	58 - 50
OPP Most	64	at Kentucky	1-27-1980	59 - 90
OPP Fewest	17	vs. Iowa	2-12-2006	88 - 77

FOULS

OSU Most	33	at Texas (NCAA Second Rd.)	3-18-1990	66 - 95
OSU Fewest	2	vs. Dartmouth	12-15-2017	103 - 70
OPP Most	35	vs. Idaho State (Kona Classic)	12-11-1994	119 - 63
OPP Fewest	5	at Wisconsin	1-16-2003	57 - 42
	5	at Nebraska	2-14-2013	39 - 58

ASSISTS

OSU Most	34	vs. Purdue	1-27-1985	96 - 70
OSU Fewest	3	at Nebraska	2-14-2013	39 - 58
	3	at South Carolina	11-13-2015	80 - 88
OPP Most	32	at Michigan State	2-27-2016	105 - 107 (3OT)
OPP Fewest	2	vs. N.C. Central	12-29-2013	65 - 47
	2	vs. Duquesne	11-29-2020	82 - 47

TURNOVERS

OSU Most	31	vs. Wisconsin	1-16-2000	45 - 80
OSU Fewest	3	vs. Kent State	12-2-2020	103 - 47
OPP Most	45	vs. High Point	11-23-1999	70 - 40
OPP Fewest	5	vs. Wisconsin	3-7-2019	63 - 73

STEALS

OSU Most	23	at Georgia	11-30-1991	82 - 79
OSU Fewest	1	Four times (last on 1-30-2011 at Penn State)		
OPP Most	30	at Southern Connecticut	1-7-1977	42 - 54
OPP Fewest	0	Three times (last on 12-12-1999 vs. St. Peters)		

BLOCKS

OSU Most	14	vs. Purdue	3-4-2017	60 - 71
OSU Fewest	0	Numerous times		
OPP Most	12	Four times (last on 3-5-21 at Rutgers)		
OPP Fewest	0	Numerous times		



TEAM PERFORMANCES

BUCKEYE WINNING MARGINS

+70	vs. Akron	2-22-1977	105 - 35
+70	at Ohio	12-1-2004	107 - 37
+65	vs. Akron	12-19-2000	100 - 35
+64	vs. Central State	1970	86 - 34
+63	vs. Toledo	3-3-1978	100 - 37
+62	vs. Arkansas Pine Bluff	12-16-2000	94 - 32
+62	vs. Colgate	11-24-2007	88 - 26
+61	vs. Western Illinois	12-22-2009	99 - 38
+59	vs. Ohio Wesleyan	2-27-1975	91 - 32
+59	vs. Cedarville	2-3-1976	94 - 35
+59	vs. Nichols	11-27-2006	94 - 35
+59	vs. Wagner	11-22-2015	106 - 47
+59	vs. LIU Brooklyn	11-19-2016	113 - 54
+57	vs. Bowling Green	1-15-1977	94 - 37
+57	vs. Alabama State	12-16-2016	118 - 61
+56	vs. Loyola-Chicago	12-5-1987	101 - 45
+56	vs. Idaho State	12-11-1994	119 - 63
+56	vs. Kent State	12-2-2020	103 - 47
+55	vs. IUPUI	11-28-2009	88 - 33
+54	vs. Akron	3-4-1977	94 - 40
+54	at Indiana	1-8-2015	103 - 49
+53	vs. Southern Connecticut	1-5-1980	102 - 49
+53	at Minnesota	1-12-1996	117 - 64
+52	vs. Bellarmine	11-23-21	110 - 58
+51	vs. Marshall	12-3-1977	102 - 51
+51	vs. Valparaiso	11-10-2019	89 - 38
+48	vs. Texas Southern	12-13-1998	80 - 32
+48	vs. IUPUI	12-1-2003	96 - 48
+48	vs. Bowling Green	11-12-2004	89, 41
+48	vs. Bethune-Cookman	1-2-2011	86 - 38
+47	vs. Michigan	1-3-1978	94 - 47
+47	vs. Cincinnati	1-30-1979	85 - 38
+47	vs. Long Beach State	12-3-2000	102 - 55
+47	vs. St. Joseph's	11-14-2004	76 - 29
+47	vs. E. Kentucky	11-21-2006	85 - 38
+47	vs. Tennessee State	11-14-2007	88 - 41
+47	vs. Stony Brook	11-25-2011	84 - 37
+46	at Cincinnati	1-31-1978	84 - 38
+46	vs. Purdue	1-14-1983	89 - 43
+46	at Bowling Green	12-12-2000	95 - 49
+46	vs. Alabama State	12-15-2021	97 - 51
+45	at Purdue	2-11-1977	83 - 38
+45	vs. Illinois	3-12-1994	93 - 48
+45	vs. Howard	12-17-2007	97 - 52
+45	vs. Evansville	12-1-2012	78 - 33
+44	vs. Sacred Heart	12-20-2005	84 - 40
+44	vs. Mount St. Mary's	12-7-2021	94 - 50
+43	vs. Mt. St. Joseph	3-5-1976	84 - 41
+43	vs. Bowling Green	3-5-1977	97 - 54
+43	vs. Kent State	3-3-1978	85 - 42
+43	vs. Marshall	12-20-1988	97 - 54
+43	vs. Wayne State	11-26-2002	100 - 57
+43	vs. Wright State	12-18-2003	88 - 45
+43	vs. Alabama A&M	12-16-2007	98 - 55
+43	vs. Canisius	12-10-2011	84 - 41
+43	vs. Illinois	2-21-2016	117 - 74
+43	vs. Idaho	11-15-207	99 - 56
+42	vs. Cincinnati	3-2-1973	65 - 23
+42	vs. Central State	3-4-1976	76 - 34
+42	vs. Central State	3-4-1976	76 - 34
+42	vs. Akron	12-17-1990	92 - 50
+42	at Northwestern	1-11-2004	77 - 35
+42	vs. Dayton	11-20-2005	73 - 31
+42	vs. West Virginia (22/18)	12-22-2014	96 - 54
+42	vs. Cincinnati	12-4-2016	80 - 38
+41	vs. Dayton	3/1/1967	66 - 25
+41	vs. Cleveland State	3/1/1979	71 - 30
+41	vs. Syracuse	3/20/1988	116 - 75
+41	vs. Indiana	2-12-1993	99 - 58
+41	vs. Pennsylvania	12-21-2003	95 - 54
+41	vs. Holy Cross	3-20-2005	86 - 45
+41	vs. Southern	11-19-2007	79 - 38
+40	at Dayton	2-3-1973	83 - 42

+40	vs. Ball State	1-16-1974	74 - 34
+40	at Ohio	1-31-1977	92 - 52
+40	at Wisconsin	1-18-1987	89 - 49
+40	vs. Minnesota	2-28-1988	88 - 48
+40	at Duquense	11-22-2002	88 - 48
+40	vs. Montana	11-26-2006	83 - 43
+40	vs. Lafayette	12-9-2012	81 - 41

BUCKEYE LOSING MARGINS

-60	at Purdue (3/3)	1-3-1991	45 - 105
-54	at Penn State (13/13)	12-8-1990	64 - 118
-44	vs. UConn (1/1)	11-16-2015	56 - 100
-43	at Iowa (13/13)	2-23-1990	51 - 94
-37	at Purdue (13/14)	1-13-2002	43 - 80
-36	at Missouri	12-14-1979	59 - 95
-36	at Dayton	2-2-1980	53 - 89
-35	at Tennessee (1/1)	11-21-1993	45 - 80
-35	vs. Wisconsin	1-16-2000	45 - 80
-34	vs. Texas (2/2)	12-28-1986	63 - 97
-34	at Kentucky	11-28-1990	73 - 107
-33	at Tennessee (5)	12-12-1977	56 - 89
-33	vs. Penn State	2-3-2002	62 - 95
-32	at Tennessee (4/4)	3-18-1996	65 - 97
-32	vs. Georgia (5/5)	12-19-1999	59 - 91
-32	at UConn (2/2)	11-11-2018	53 - 85
-31	at Kentucky (17)	1-27-1980	59 - 90
-31	vs. Georgia (3/3)	12-15-1990	60 - 91
-31	vs. UConn (1/1)	12-19-2010	50 - 81
-30	vs. Texas (7)	1-5-1979	59 - 89
-30	at Texas (6/6)	3-18-1990	52 - 82
-30	at Purdue (2/2)	2-14-1999	58 - 88
-30	at Maryland (14/14)	1-22-2018	69 - 99

100-POINT SCORING PERFORMANCES (42)

119	vs. Idaho State	12/11/1994	119 - 63
118	Alabama State	12/16/2016	118 - 61
117	at Minnesota	1/12/1996	117 - 64
117	Illinois	2/21/2016	117 - 74
116	Syracuse	3/20/1988	116 - 75
113	St. Francis (Pa.)	11/16/2014	113 - 97
113	LIU Brooklyn	11/19/2016	113 - 54
110	Bellarmine	11/23/2021	110 - 58
108	Southern	12/7/2016	108 - 73
107	at Ohio	12/1/2004	107 - 37
106	Minnesota	2/5/1984	106 - 79
106	at Minnesota	1/27/1989	106 - 82
106	Wagner	11/22/2015	106 - 47
105	at Akron	2/22/1977	105 - 35
105	Michigan State	1/4/1985	105 - 77
105	Kansas State	12/19/1993	105 - 70
105	at Northwestern	2/9/1996	105 - 68
105	at Michigan State	2/27/2016	105 - 107
105	at Cincinnati	12/6/2015	105 - 76
104	at Boston College	12/13/1992	104 - 65
104	at Sacramento State	12/17/2019	104 - 74
104	Miami (Ohio)	12/10/2020	104 - 65
103	Minnesota	2/24/1989	103 - 71
103	at Indiana	1/8/2015	103 - 49
103	at Florida	12/6/2017	103 - 77
103	Kent State	12/2/2020	103 - 47
102	Marshall	12/3/1977	102 - 51
102	vs. Southern Connecticut	1/5/1980	102 - 49
102	Holy Cross	3/17/1985	102 - 60
102	Long Beach State	12/3/2000	102 - 55
101	at USF	12/18/1982	101 - 74
101	Loyola-Chicago	12/5/1987	101 - 45
101	Kentucky	1/7/1992	101 - 94
100	vs. Toledo	3/3/1978	100 - 37
100	Akron	12/19/2000	100 - 35
100	Wayne State	11/26/2002	100 - 57
100	Iowa	2/21/2015	100 - 82
100	vs. Memphis	11/23/2017	100 - 69
100	Purdue	2/18/2021	100 - 85

ALL-TIME VS. RANKED TEAMS

ALL-TIME RECORDS VS. RANKED OPPONENTS *

vs. AP No. 1	2-18	vs. Coaches No. 1	2-13
vs. AP Top-5	11-59	vs. Coaches Top-5	11-48
vs. AP Top-10	30-107	vs. Coaches Top-10	29-92
vs. AP Top-25	120-208	vs. Coaches Top-25	114-178

Overall Record vs. Ranked Opponents:	132-219
Overall Record as a Ranked Team:	526-159

ALL-TIME WINS OVER TOP-10 TEAMS (34 WINS) *

DATE	TEAM	AP/USA	H/A	MARGIN	OSU	OPP
1/8/1981	South Carolina	10/-	H	+7	69	62
3/21/1985	Penn State	9/-	N	+3	81	78
12/29/1986	Southern Cal	7/7	N	+20	83	63
1/25/1987	Iowa	10/10	H	+13	67	54
1/2/1988	Texas	1/1	H	+30	88	58
1/11/1988	Rutgers	9/11	H	+15	75	60
2/26/1988	Iowa	1/1	H	+4	58	54
1/20/1989	Purdue	9/9	H	+6	78	72
2/17/1989	Purdue	10/10	A	+3	59	56
2/21/1989	Iowa	7/7	H	+9	66	57
1/19/1990	Purdue	7/6	A	+14	82	68
11/30/1991	Georgia	8/4	H	+3	82	79
1/2/1993	Virginia	5/5	H	+7	91	84
2/24/1993	Penn State	6/6	H	+2	73	71
3/7/1993	Iowa	2/2	H	+12	72	60
3/27/1993	Virginia	9/7	N	+2	75	73
4/3/1993	Iowa	4/4	N (ot)	+1	73	72
12/1/1993	Vanderbilt	5/6	H	+2	82	80
12/28/1994	Penn State	5/5	H	+15	78	63
11/16/1998	Kansas State	11/8	A	+1	63	62
2/23/2003	Purdue	11/10	H	+4	56	51
2/12/2004	Minnesota	10/10	H	+18	75	57
1/6/2005	Michigan State	6/6	H	+14	68	54
1/16/2005	Rutgers	4/7	H	+2	52	50
12/20/2006	Oklahoma	3/3	A	+7	74	67
1/29/2007	Purdue	10/13	A	+9	64	55
1/16/2011	Michigan State	12/10	H	14	67	53
2/24/2011	Michigan State	10/8	A	+1	54	53
11/28/2015	Texas A&M	10/9	N	+15	95	80
1/2/2016	Maryland	6/5	A	+9	80	71
2/8/2016	Maryland	5/5	H	+8	94	86
2/20/2017	Maryland	2/2	H	+11	98	87
1/25/2021	Maryland	7/7	H	+2	88	86
3/21/2022	LSU	8/9	A	+15	79	64

ALL-TIME TOP-10 MATCHUPS (34 GAMES) 13-20 *

DATE	TEAM	OSU R	OPP R	H/A	W/L	OSU	OPP
12/29/1984	Georgia	9	6	H	L	57	58
3/21/1985	Penn State	7	9	N	W	81	78
3/23/1985	Old Dominion	7	5	N	L	68	72
11/29/1985	Texas	10/10	1/1	H	L	76	78
3/21/1987	Long Beach State	10/8	4/4	N	L	82	102
1/2/1988	Texas	9/11	1/1	H	W	88	58
1/11/1988	Rutgers	8/10	9/11	H	W	75	60
1/31/1988	Iowa	8/8	1/1	A	L	64	75
2/26/1988	Iowa	7/8	1/1	H	W	58	54
3/24/1988	Maryland	6/9	9/8	N	L	66	81
1/27/1993	Penn State	4/6	6/5	A	L	80	97
2/5/1993	Iowa	6/6	3/3	A	L	62	79
2/24/1993	Penn State	7/8	6/6	H	W	73	71
3/7/1993	Iowa	4/5	2/2	H	W	72	60
3/27/1993	Virginia	3/3	9/7	N	W	75	73
4/3/1993	Iowa	3/3	4/4	N	W	73	72
4/4/1993	Texas Tech	3/3	5/6	N	L	82	84
1/6/2005	Michigan State	9/9	6/6	H	W	68	54
1/16/2005	Rutgers	5/5	4/7	H	W	52	50
2/20/2005	Michigan State	2/3	9/9	A	L	64	66
3/27/2005	Rutgers	8/7	9/9	N	L	58	64
12/15/2005	LSU	4/4	3/3	A	L	48	64
12/10/2006	LSU	8/8	7/10	A	L	51	75
12/20/2006	Oklahoma	8/8	3/3	A	W	74	67
3/28/2009	Stanford	10/10	2/2	N	L	66	84
11/13/2015	South Carolina	6/10	2/2	A	L	80	88
11/16/2015	Connecticut	7/10	1/1	H	L	56	100
12/2/2015	Notre Dame	10/12	3/3	A	L	72	75
1/2/2016	Maryland	9/9	6/5	A	W	80	71

2/8/2016	Maryland	7/7	5/5	H	W	94	86
11/14/2016	South Carolina	7/6	4/3	H	L	80	92
11/27/2016	Baylor	8/8	5/6	N	L	68	85
11/12/2017	Louisville	5/8	9/10	H	L (ot)	90	95

ROAD WINS OVER A RANKED TEAM (40 WINS) *

DATE	TEAM	OPP RANK	MARGIN	OSU	OPP
11/30/1977	Kentucky	19/-	+12	70	58
3/16/1986	Maryland	-/23	+16	87	71
12/12/1986	Kentucky	-/20	+5	76	71
2/1/1987	Illinois	19/19	+4	68	64
3/14/1987	Oregon	-/23	+14	76	62
3/19/1987	Southern Cal	19/14	+11	74	63
2/17/1989	Purdue	10/10	+3	59	56
1/19/1990	Purdue	7/6	+14	82	68
3/11/1992	Wisconsin	25/21	+6	78	72
1/15/1993	Purdue	12/12	+6	84	78
12/31/1994	Purdue	14/16	+3	71	68
1/13/1995	Minnesota	-/24	+25	82	57
2/9/1996	Northwestern	-/24	+37	105	68
11/16/1998	Kansas State	11/8	+1	63	62
12/5/1998	Rutgers	11/11	+3	61	58
12/28/1998	Penn State	12/15	+18	72	54
12/30/2001	Penn State	24/24	+5	70	65
1/10/2002	Michigan	22/20	+11	77	66
2/24/2002	Wisconsin	-/25	+27	82	55
12/28/2003	UC Santa Barbara	21/23	+14	73	59
2/15/2004	Michigan State	17/15	+19	72	53
2/26/2004	Minnesota	12/12	+14	76	62
12/21/2004	UCLA	20/23	+23	83	60
12/11/2005	Southern Cal	-/24	+11	68	57
1/22/2006	Michigan State	12/14	+2	67	65
2/16/2006	Minnesota	17/16	+21	76	55
12/20/2006	Oklahoma	3/3	+7	74	67
1/29/2007	Purdue	10/13	+9	64	55
1/9/2010	Michigan State	19/21	+3	65	62
2/24/2011	Michigan State	10/8	+1	54	53
12/4/2011	Oklahoma	18/18	+6	69	63
1/11/2014	Indiana	22/-	+19	70	51
1/4/2015	Northwestern	-/25	+9	73	64
3/1/2015	Nebraska	-/23	+18	78	60
1/2/2016	Maryland	6/5	+9	80	71
12/31/2019	Minnesota	24/-	+3	66	63
2/16/2020	Indiana	20/23	+4	80	76
1/28/2021	Indiana	16/15	+8	78	70
1/31/2022	Iowa	21/24	+4	92	88
3/21/2022	LSU	8/9	+15	79	64

LARGEST MARGIN OF VICTORY OVER A RANKED TEAM *

DATE	TEAM	OPP RANK	MARGIN	H/A	OSU	OPP
12/22/2014	West Virginia	22/18	+42	H	96	54
2/9/1996	Northwestern	-/24	+37	A	105	68
11/17/2004	Arizona	24/21	+33	H	78	45
2/20/2006	Michigan State	14/16	+31	H	69	38
1/2/1988	Texas	1/1	+30	H	88	58
2/24/2002	Wisconsin	-/25	+27	H	82	55
1/13/1995	Minnesota	-/24	+25	H	82	57
12/21/2004	UCLA	20/23	+23	A	83	60
1/13/2005	Iowa	21/22	+23	H	80	57
2/17/2011	Penn State	23/25	+22	H	89	67
2/16/2006	Minnesota	17/16	+21	A	76	55
3/6/2020	Iowa	19/20	+21	N	87	66
12/29/1986	Southern Cal	7/7	+20	N	83	63

LARGEST DEFEAT BY A RANKED TEAM

DATE	TEAM	OPP RANK	MARGIN	H/A	OSU	OPP
1/3/1991	Purdue	3/3	-60	A	45	105
12/8/1990	Penn State	13/13	-54	A	64	118
11/16/2015	Connecticut	1/1	-44	H	56	100
2/23/1990	Iowa	13/13	-43	A	51	94
1/13/2002	Purdue	13/14	-37	A	43	80
11/21/1993	Tennessee	1/1	-35	A	45	80

*Some wins from the 2016-17, 2017-18, 2018-19 seasons vacated by the NCAA.

ALL-TIME OVERTIME GAMES

BUCKEYES IN OVERTIME (46 GAMES) 22-21 *

3/3/1973	Cedarville	OT	A	W	60	56
12/17/1981	Tennessee (14)	2 OT	N	W	83	82
12/16/1983	Stephen F. Austin	OT	N	L	88	94
1/8/1986	Southern Cal (2/2)	OT	H	L	81	83
2/7/1986	Northwestern	OT	A	W	73	71
1/17/1988	Michigan State	OT	A	L	66	74
11/28/1989	Kentucky	3 OT	H	W	89	86
1/21/1990	Illinois	OT	A	L	66	69
2/9/1990	Michigan State	2 OT	A	W	72	66
2/18/1990	Purdue (13/13)	OT	H	W	84	80
3/2/1990	Indiana	OT	A	L	63	66
1/25/1991	Michigan	OT	A	W	81	70
2/3/1991	Wisconsin	OT	H	W	81	76
4/3/1993	Iowa (4/4)	OT	N	W	73	72
12/10/1995	Houston	OT	A	L	95	103
11/19/1998	Kentucky	OT	H	L	84	92
1/29/1999	Michigan	OT	A	L	71	85
2/12/1999	Wisconsin	OT	A	L	79	83
12/30/1999	Illinois (17/20)	OT	H	L	57	63
2/11/2001	Purdue (5/5)	2 OT	H	L	71	74
2/15/2001	Minnesota	OT	A	W	72	65
12/18/2001	Virginia	OT	A	W	88	79
2/28/2002	Michigan State	2 OT	N	W	89	82
3/6/2005	Minnesota (15/15)	OT	N	L	63	66
12/3/2005	Boston College	OT	A	W	66	61
11/21/2006	Boston College	2 OT	H	W	80	72
3/4/2007	Penn State	OT	N	W	73	71
2/25/2008	Indiana	OT	A	L	61	69
11/23/2008	Auburn (20/20)	OT	A	L	80	87
2/21/2010	Michigan State	OT	H	L	68	71
11/30/2011	Florida State	OT	H	W	78	75
1/3/2013	Iowa	OT	A	L	71	77
1/14/2013	Purdue (12/11)	3 OT	A	L	75	83
2/7/2013	Wisconsin	2 OT	H	W	65	59
11/29/2014	Florida Gulf Coast	2 OT	N	W	90	83
1/11/2015	Michigan	OT	A	L	94	100
1/25/2015	Purdue	OT	A	W	79	71
3/7/2015	Iowa (14/16)	OT	N	W	91	85
2/24/2016	Minnesota	OT	A	L	88	90
2/27/2016	Michigan State (20/21)	3 OT	A	L	105	107
12/1/2016	Miami (Fla.) (18/16)	OT	H	L	89	94
11/13/2019	Cincinnati	OT	A	W	78	73
2/2/2020	Nebraska	OT	A	W	80	74
1/13/2021	Iowa	OT	A	W	84	82

*Some wins from the 2016-17, 2017-18, 2018-19 seasons vacated by the NCAA.



VALUE CITY ARENA RECORDS

OHIO STATE TEAM RECORDS

Points:	118	Alabama State	12-16-16
FG Made:	44	St. Francis	11-16-14
	44	LIU-Brooklyn	11-19-16
FG Att:	87	LIU-Brooklyn	11-19-16
FG Pct.:	.720 (36/50)	Wright State	12-18-03
3-Pt. FGM:	16	Belmont	11-19-15
	16	Illinois	2-21-16
3-Pt. FGA:	39	Georgia	11-19-14
3-Pt. FG Pct.:	.800 (8/10)	Alabama A&M	12-16-06
FT Made:	31	Southern	12-7-16
FT Att.:	41	Minnesota	1-14-99
FT Pct.:	1.000 (10/10)	Marist	11-23-13
	1.000 (14/14)	Rutgers	2-7-22
Rebounds:	59	Idaho	11-15-17
Assists:	33	Howard	12-17-06
Steals:	23	Akron	12-19-00
Blocks:	12	Nebraska	1-19-12
	12	Wisconsin	2-6-12
Turnovers:	31	Wisconsin	1-16-00
Fouls:	31	West Virginia	12-20-98

OPPONENT TEAM RECORDS

Points:	100	Connecticut	11-16-15
FG Made:	40	St. Francis	11-16-14
FG Att.:	102	St. Francis	11-16-14
FG Pct.:	.680 (34/50)	Kentucky	11-19-98
3-Pt. FGM:	14	VCU	11-23-14
	14	Cleveland State	11-16-16
	14	Maine	12-3-17
3-Pt. FGA:	45	VCU	11-14-13
3-Pt. FG Pct.:	.800 (8/10)	Indiana	1-31-02
FT Made:	31	Minnesota	2-13-20
FT Att.:	42	Penn State	2-21-99
FT Pct.:	1.000 (14/14)	Maryland	1-20-22
	1.000 (13/13)	Iowa	2-21-15
	1.000 (11/11)	Eastern Michigan	12-10-01
	1.000 (10/10)	Ohio	11-21-03
	1.000 (10/10)	Illinois	1-21-07
Rebounds:	60	St. Francis	11-16-14
	60	Minnesota	1-15-15
Assists:	22	Washington	12-3-06
	22	Iowa	2-10-19
Steals:	14	Wisconsin	1-16-00
	14	Xavier	11-23-98
Blocks:	11	Michigan State	1-26-14
Turnovers:	40	Akron	12-19-00
Fouls	31	Ohio	11-21-03

OHIO STATE INDIVIDUAL VALUE CITY ARENA RECORDS

Category	No.	Player	Opponent	Date
Points	42	Samantha Prahalis	Minnesota	2-23-12
FG Made	15	Jessica Davenport	Minnesota	2-17-05
	15	Jantel Lavender	Illinois	1-22-09
	15	Samantha Prahalis	Minnesota	2-23-12
	15	Ameryst Alston	St. Francis	11-16-14
	15	Ameryst Alston	Illinois	2-21-16
FG Attempts	29	Kelsey Mitchell	Michigan State	2-21-15
FG Pct. (Min. 8 made)	.1000 (10/10)	Tori McCoy	Southern	12-7-16
3 Pt. FG Made	9	Kelsey Mitchell	Minnesota	1-15-15
3 Pt. FG Attempts	20	Kelsey Mitchell	Minnesota	1-15-15
	20	Kelsey Mitchell	Michigan State	2-21-15
3 Pt. FG Pct. (Min. 4 made)	1.000 (5-5)	Amy Scullion	UT-Martin	12-17-13
	1.000 (5-5)	Taylor Mikesell	Maryland	1-20-22
	1.000 (4-4)	Shayla Cooper	Purdue	1-17-16
FT Made	14	Taylor Hill	Minnesota	2-21-13
	14	Ameryst Alston	Northwestern	2-23-14
FT Attempts	19	Cait Craft	Florida Atlantic	11-10-13
FT Pct. (Min 10 made)	.1000 (14-14)	Taylor Hill	Minnesota	2-21-13
	1.000 (11-11)	Kelsey Mitchell	Rutgers	1-1-15
	1.000 (13-13)	Kelsey Mitchell	Michigan State	12-31-15
	1.000 (10-10)	Jacy Sheldon	Norfolk State	11-14-21
Rebounds	22	Jantel Lavender	Indiana	1-5-11
Assists	17	Jamie Lewis	James Madison (WNIT)	3-25-01
Steals	8	Kim Wilburn	Canisius	12-22-05
Blocks	8	Alexa Hart	St. Francis	11-16-14
	8	Alexa Hart	VCU	11-23-15

OPPONENT INDIVIDUAL VALUE CITY ARENA RECORDS

Points	50	Naz Hillmon	Michigan	1-21-21
FG Made	20	Naz Hillmon	Michigan	1-21-21
FG Attempts	34	Alexa Hayward	St. Francis	11-16-14
FG Pct. (min 5 made)	1.000 (6-6)	Kim Roach	S. Carolina-Upstate	12-14-10
3 Pt. FG Made (min. 3 made)	8	Katelynn Flaherty	Michigan	1-7-17
3 Pt. FG Attempts	18	Alexa Hayward	St. Francis	11-16-14
3 Pt. FG Pct. (4 made)	1.000 (4-4)	Alison Dixon	Boston	12-14-99
	1.000 (4-4)	Jamie Printy	Iowa	2-4-10
	1.000 (4-4)	Tierney Pfirman	Maryland	2-8-16
FT Made	16	Karisma Penn	Illinois	1-6-13
FT Attempts	18	Natalie Martinez	Kentucky	11-19-98
FT Pct. (min. 10 made)	1.000 (13-13)	Brittany Orban	Northwestern	2-15-09
Rebounds	18	Nia Coffey	Northwestern	2-23-14
	18	Shea Kelley	Minnesota	1-15-15
Assists	11	Sarah Marshall	Boston College	11-21-06
	11	Emily Florence	Washington	12-3-06
Steals	8	Tamara Moore	Wisconsin	1-16-00
Blocks	7	Madison Williams	Michigan State	1-26-14

RANKED TEAMS TO PLAY IN VALUE CITY ARENA (OHIO STATE RECORD 39-31)

School	AP Rank	Result	Date	LSU	3	L, 64-48	12-15-05	Michigan State	24	W, 85-80	12-31-15
Purdue	2	L, 64-56	1-26-99	Oklahoma	16	W, 75-71	1-9-06	Maryland	5	W, 94-86	2-8-16
Penn State	16	L, 77-62	2-21-99	Michigan State	14	W, 69-38	2-20-06	South Carolina	4	L, 80-92	11-14-16
Rutgers	7	L, 46-35	12-1-99	Purdue	12	W, 67-58	2-23-06	Miami	18	L, 89-94 (OT)	12-1-16
Purdue	18	W, 53-51	1-13-00	USC	19	W, 77-58	11-19-06	Maryland	2	W, 98-87	2-20-16
Penn State	6	L, 56-50	2-27-00	Boston College	22	W, 80-72 (2OT)	11-21-06	Michigan	19	L, 75-84	1-16-18
Illinois	17	L, 73-57	12-30-00	Michigan State	24	L, 62-59	2-18-07	USF	22	L, 47-71	11-6-18
Penn State	11	L, 66-63	12-31-00	North Carolina	2	L, 63-72	12-3-08	Indiana	25	*	1-10-19
Purdue	5	L, 74-71 (2OT)	2-11-01	Oklahoma	11	W, 95-84	12-5-10	Michigan State	17	*	1-14-19
Minnesota	22	W, 70-66	1-25-02	Michigan State	9	W, 67-53	1-16-11	Maryland	11	L, 57-70	1-24-19
Wisconsin	25	W, 82-55	2-24-02	Iowa	18	W, 81-67	1-24-11	Iowa	16	L, 52-78	2-10-19
Arizona	19	W, 84-65	12-15-02	Penn State	23	W, 89-67	2-17-11	Connecticut	4	L, 62-73	11-24-19
Minnesota	15	W, 66-58	2-06-03	LSU	20	W, 77-68	11-27-11	Louisville	2	W, 67-60	12-5-19
Purdue	10	W, 56-51	2-23-03	Nebraska	20	W, 82-68	1-19-12	Michigan	24	W, 78-69	1-9-20
Michigan State	23	L, 55-47	1-15-04	Purdue	16	W, 80-71	2-12-12	Maryland	17	L, 65-85	1-30-20
Purdue	7	L, 74-68	1-22-04	Penn State	8	L, 56-71	1-27-13	Northwestern	14	L, 55-69	2-25-20
Penn State	7	L, 70-64	1-25-04	Gonzaga	24	L, 58-59	12-8-13	Michigan	11	W, 81-77	1-21-21
Minnesota	10	W, 75-57	2-12-04	Purdue	17	W, 89-78	1-2-14	Maryland	7	W, 88-86	1-25-21
Arizona	22	W, 78-45	11-17-04	Penn State	9	L, 54-74	2-9-14	Indiana	11	L, 75-87	2-27-21
UCLA	17	W, 83-60	12-21-04	Nebraska	17	L, 59-67	2-20-14	Indiana	10	L, 66-86	12-12-21
Purdue	20	W, 63-50	1-2-05	Georgia	24	L, 59-67	11-19-14	Maryland	12	W, 95-89	1-20-22
Michigan State	6	W, 68-54	1-6-05	West Virginia	22	W, 96-54	12-22-14	Michigan	7	L, 58-77	1-27-22
Iowa	21	W, 80-57	1-13-05	Rutgers	16	W, 85-68	1-1-15				
Rutgers	4	W, 52-50	1-16-05	Iowa	13	W, 100-82	2-21-15				
Minnesota	14	W, 65-53	2-17-05	Connecticut	1	L, 56-100	11-16-15				
Penn State	22	W, 69-58	2-27-05								

*Wins vacated by the NCAA.

ATTENDANCE RECORDS



SEASON-BY-SEASON HOME ATTENDANCE FIGURES

Season	Arena	Home Total	Home Games	Average	Big Ten Total	Big Ten Games	Average	Top Crowd	Opponent
2021-22!	Value City Arena	52,385	16	3,274	32,521	9	3,613	5,683	Wisconsin
2020-21&	Value City Arena	258	11	53	258	7	37	58	Minnesota
2019-20^	Value City Arena	64,319	13	4,948	42,488	9	4,721	8,909	Connecticut
2018-19^	Value City Arena	65,047	15	4,336	42,117	9	4,680	5,931	Wisconsin
2017-18^*	Value City Arena	91,758	17	5,398	45,316	8	5,665	9,711	Louisville
2016-17^	Value City Arena	93,921	18	5,218	48,083	8	6,010	7,105	Minnesota
2015-16^	Value City Arena	89,066	17	5,239	50,824	9	5,647	11,435	Connecticut
2014-15	Value City Arena	81,250	17	4,779	48,011	9	5,335	7,639	Indiana
2013-14	Value City Arena	103,163	19	5,430	47,027	8	5,878	7,567	Iowa
2012-13^	Value City Arena	60,832	17	3,578	34,597	8	4,325	7,793	Michigan
2011-12^	Value City Arena	69,650	19	3,666	37,645	8	4,796	8,422	Purdue
2010-11^*	Value City Arena	59,719	16	3,732	34,630	8	4,329	7,808	Michigan State
2009-10^	Value City Arena	76,437	20	3,822	47,875	9	5,319	11,827	Michigan State
2008-09^*	Value City Arena	63,171	18	3,510	39,100	9	4,344	5,686	Penn State
2007-08^	Value City Arena	66,746	17	4,671	42,039	9	4,671	7,001	Minnesota
2006-07^	Value City Arena	85,011	17	4,321	73,446	8	5,001	10,141	Michigan State
2005-06^	Value City Arena	89,431	17	6,874	54,996	8	5,261	11,622	Illinois
2004-05^	Value City Arena	87,425	17	4,965	39,720	8	7,259	17,525&	Penn State
2003-04^	Value City Arena	62,762	17	3,692	31,929	8	3,991	8,649%	Boston College
2002-03^	Value City Arena	49,134	14	3,510	35,136	8	4,392	7,003	Purdue
2001-02	Value City Arena	101,688	15	6,779	57,642	8	7,205	8,294	Michigan
2000-01	Value City Arena	106,354	17	6,256	62,138	8	7,767	11,467	Purdue
1999-00	Value City Arena	101,876	14	7,277	62,578	8	7,822	8,590	Penn State
1998-99	Value City Arena	98,639	13	7,588	64,082	8	8,010	11,088	Penn State
1997-98	St. John Arena	44,589	12	3,716	34,791	8	4,348	6,981	Michigan
1996-97	St. John Arena	62,716	14	4,480	40,752	8	5,094	7,466	Penn State
1995-96	St. John Arena	78,150	15	5,210	52,547	8	6,568	9,583	Penn State
1994-95	St. John Arena	82,192	13	6,322	58,420	8	7,303	8,880	Illinois
1993-94	St. John Arena	100,936	12	8,411	80,777	9	8,975	13,276	Iowa@
1992-93	St. John Arena	98,328	16	6,146	65,378	9	7,264	13,276	Iowa@
1991-92	St. John Arena	41,920	15	2,795	31,354	9	3,484	8,211	Iowa
1990-91	St. John Arena	44,752	14	3,197	32,800	9	3,644	10,216	Iowa
1989-90	St. John Arena	56,239	15	3,749	39,027	9	4,336	11,301	Iowa
1988-89	St. John Arena	58,138	14	4,153	43,906	9	4,878	10,461	Iowa
1987-88	St. John Arena	69,727	15	4,648	45,173	9	5,019	13,320	Iowa@
1986-87	St. John Arena	45,172	12	3,764	37,881	9	4,209	9,509	Iowa
1985-86	St. John Arena	51,108	17	3,006	25,268	9	2,807	10,184	USC
1984-85	St. John Arena	30,129	16	1,883	18,804	9	2,089	9,729	Iowa
1983-84	St. John Arena	20,327	15	1,355	10,622	9	1,180	2,664	Clemson
1982-83	St. John Arena	15,618	14	1,116	11,980	9	1,331	2,512	Michigan State
1981-82	St. John Arena	5,964	12	497	2,814	4	704	1,137	Indiana

Ohio State does not include seat licenses, but people are included if they attend the game.

^ Includes games played at St. John Arena * Includes games played at Nationwide Arena ! Includes games played at Covelli Center @ Sellout; %St. John Arena; & Big Ten Record; & Fans limited due to the COVID-19 pandemic

ATTENDANCE RECORDS

TOP VALUE CITY ARENA HOME CROWDS

Attendance	Opponent	Date	Score
1. 17,525	Penn State	Feb. 27, 2005	OSU 69, PSU 58
2. 11,827	Michigan State	Feb. 21, 2010	MSU 71, OSU 68 (OT)
3. 11,622	Illinois	Jan. 29, 2006	OSU 75, ILL 49
4. 11,467	Purdue	Feb. 14, 2001	OSU 71, PUR 74 (2OT)
5. 11,435	Conneticut	Nov. 16, 2015	UCONN 100, OSU 56
6. 11,088	Penn State	Feb. 21, 1999	OSU 62, PSU 77
7. 10,434	Indiana	Feb. 6, 2005	OSU 78, IU 46
8. 10,392	Michigan	Jan. 21, 2001	OSU 63, MICH 76
9. 10,141	Michigan State	Feb. 18, 2007	MSU 62, OSU 59
10. 9,799	Iowa	Feb. 4, 2007	OSU 84, Iowa 49
11. 9,117	Minnesota	Jan. 24, 1999	OSU 68, MINN 42
12. 8,909	Connecticut	Nov. 24, 2019	UCONN 73, OSU 62
13. 8,877	Purdue	Jan. 26, 1999	OSU 56, PUR 64
14. 8,590	Penn State	Feb. 27, 2000	OSU 50, PSU 56
15. 8,499	LSU	Dec. 15, 2005	LSU 64, OSU 48
16. 8,439	Wisconsin	Jan. 16, 2000	OSU 45, UW 80
17. 8,422	Purdue	Feb. 12, 2012	OSU 80, PUR 71
18. 8,294	Michigan	Feb. 10, 2002	OSU 88, MICH 75
19. 8,293	West Virginia	Dec. 20, 1998	OSU 86, WVU 78
20. 8,247	Maryland	Feb. 8, 2016	OSU 94, MARY 86

OHIO STATE TOP HOME CROWDS

Attendance	Opponent	Date	Score
1. 17,525	Penn State	Feb. 27, 2005	OSU 69, PSU 58
2. *13,320	Iowa	Feb. 26, 1988	OSU 58, UI 54
3. *13,276	Iowa	Feb. 4, 1994	OSU 61, UI 64
4. *13,276	Iowa	March 7, 1993	OSU 72, UI 60
5. 12,003	Michigan	Feb. 20, 1994	OSU 80, UM 73
6. **12,000	Rutgers	March 21, 1993	OSU 91, RU 60
7. 11,827	Michigan State	Feb. 21, 2010	MSU 71, OSU 68 (OT)
8. 11,622	Illinois	Jan. 29, 2006	OSU 75, ILL 49
9. 11,467	Purdue	Feb. 11, 2001	OSU 71, PU 74 (2OT)
10. 11,435	Conneticut	Nov. 16, 2015	UCONN 100, OSU 56
11. 11,301	Iowa	Jan. 28, 1990	OSU 48, UI 71
12. 11,088	Penn State	Feb. 21, 1999	OSU 62, PSU 77
13. 10,461	Iowa	Feb. 21, 1989	OSU 66, UI 57
14. 10,452	Indiana	Jan. 16, 1994	OSU 92, IU 65
15. 10,434	Indiana	Feb. 6, 2005	OSU 78, IU 46
16. 10,392	Michigan	Jan. 21, 2001	OSU 63, MICH 76
17. 10,216	Iowa	Jan. 20, 1991	Iowa 88, Ohio State 68
18. 10,184	USC	Jan. 8, 1986	USC 83, Ohio State 81(OT)
19. 10,141	Michigan State	Feb. 18, 2007	MSU 62, OSU 59

TOP 10 ST. JOHN ARENA CROWDS

Attend.	Opp.	Date	Result
1. *13,320	Iowa	Feb. 26, 1988	Ohio State 58, Iowa 54
2. *13,276	Iowa	Feb. 4, 1994	Iowa 64, Ohio State 61
*13,276	Iowa	March 7, 1993	Ohio State 72, Iowa 60
4. 12,003	Michigan	Feb. 20, 1994	Ohio State 80, Michigan 73
5.**12,000	Rutgers	March 21, 1993	Ohio State 91, Rutgers 60
6. 11,301	Iowa	Jan. 28, 1990	Iowa 71, Ohio State 48
7. 10,461	Iowa	Feb. 21, 1989	Ohio State 66, Iowa 57
8. 10,452	Indiana	Jan. 16, 1994	Ohio State 92, Indiana 65
9. 10,216	Iowa	Jan. 20, 1991	Iowa 88, Ohio State 68
10. 10,184	S. Cal	Jan. 8, 1986	Southern Cal 83, Ohio State 81 (OT)

*Sellout

**Sellout based on total tickets allotted

*Sellout

**Sellout based on total tickets allotted
Games in Value City Arena denoted in italics.



ATTENDANCE RECORDS

ALL-TIME UNDEFEATED HOME SEASONS

Season	Home Record
2011-12	19-0
2004-05	17-0
2002-03	14-0
1992-93	16-0*
1987-88	15-0*
1982-83	14-0
1977-78	7-0
1975-76	9-0
1972-72	3-0
1966-67	1-0

*Including an NCAA tournament second round win in Columbus



ALL-TIME HOME RECORDS*

YEAR	HOME W-L	BIG TEN W-L	ARENA
1971-72	3-1		Pomerene Hall
1972-73	3-0		Pomerene Hall
1973-74	6-1		Pomerene Hall
1974-75	5-1		St. John Arena
1975-76	9-0		St. John Arena
1976-77	3-2		St. John Arena
1977-78	7-0		St. John Arena
1978-79	8-2		St. John Arena
1979-80	8-3		St. John Arena
1980-81	4-5		St. John Arena
1981-82	10-2		St. John Arena
1982-83	14-0	9-0**	St. John Arena
1983-84	12-3	9-0	St. John Arena
1984-85	15-1	9-0	St. John Arena
1985-86	14-3	9-0	St. John Arena
1986-87	11-1	9-0	St. John Arena
1987-88	15-0	9-0	St. John Arena
1988-89	13-1	9-0	St. John Arena
1989-90	12-3	7-2	St. John Arena
1990-91	8-6	5-4	St. John Arena
1991-92	10-5	6-3	St. John Arena
1992-93	16-0	9-0	St. John Arena
1993-94	6-6	3-6	St. John Arena
1994-95	8-5	4-4	St. John Arena
1995-96	12-3	5-3	St. John Arena
1996-97	7-7	2-6	St. John Arena
1997-98	8-4	5-3	St. John Arena
1998-99	9-4	6-2	Value City Arena
1999-00	9-5	4-4	Value City Arena
2000-01	12-5	3-5	Value City Arena
2001-02	9-6	5-3	Value City Arena
2002-03	12-0	8-0	Value City Arena
	2-0	1-0	St. John Arena
2003-04	10-3	4-3	Value City Arena
	3-1	1-0	St. John Arena
2004-05	14-0	8-0	Value City Arena
	3-0	--	St. John Arena
2005-06	14-1	8-0	Value City Arena
	2-0	--	St. John Arena
2006-07	14-1	7-1	Value City Arena
	2-0	--	St. John Arena
2007-08	15-0	9-0	Value City Arena
	1-1	--	St. John Arena
2008-09	13-2	8-1	Value City Arena
	2-0	--	St. John Arena
	1-0	--	Nationwide Arena
2009-10	16-1	8-1	Value City Arena
	3-0	--	St. John Arena
2010-11	11-3	5-2	Value City Arena
	3-0	--	St. John Arena
	1-0	1-0	Nationwide Arena
2011-12	19-0	8-0	Value City Arena
2012-13	13-4	4-4	Value City Arena
	1-0	--	St. John Arena
2013-14	12-7	3-5	Value City Arena
2014-15	14-3	8-1	Value City Arena
2015-16	13-1	9-0	Value City Arena
	3-0	--	St. John Arena
2016-17	15-2	8-0	Value City Arena
	1-0	--	St. John Arena

YEAR	HOME W-L	BIG TEN W-L	ARENA
2017-18	11-1	7-1	Value City Arena
	2-1	--	St. John Arena
	1-1	--	Nationwide Arena
2018-19	8-6	5-4	Value City Arena
	1-0	--	St. John Arena
2019-20	8-4	6-3	Value City Arena
	0-1	--	St. John Arena
2020-21	8-1	6-1	Value City Arena
	2-0	--	Covelli Center
2021-22	13-2	7-2	Value City Arena
	1-0	--	Covelli Center

*Ohio State intercollegiate basketball began in 1965-66, but accurate home records began in 1971-72; **Big Ten League play began officially in 1982-83.

ALL-TIME OSU HOME RECORD

1971-2021 51 years 571-132 (.812)*

*Ohio State basketball began in 1965-66, but accurate home records began in 1971-72

ALL-TIME OSU HOME BIG TEN RECORD

1982-2021 38 years 273-76 (.782)**

**Big Ten League play began officially in 1982-83

OVERALL COVELLI CENTER

2020-21 2 years 3-0 (1.000)

OVERALL POMERENE HALL

1971-1974 3 years 12-2 (.857)

OVERALL ST. JOHN ARENA

1974-1998^ 26 years 268-67 (.800)

^Includes 4 games in 2003-04; 3 games in 2004-05, 2010-11, 2015-16 and 2017-18; 2 games in 2002-03, 2005-06, 2006-07, 2007-08, 2008-09 and 2009-10; and 1 game in 2012-13, 2016-17, 2018-19 and 2019-20

OVERALL ST. JOHN ARENA BIG TEN RECORD

1974-1998^ 26 years 110-32 (.775)

^Includes 1 game in SJA during 2002-03, 2003-04 and 2019-20

OVERALL VALUE CITY ARENA

1998 - Present 23 years 291-62 (.824)

OVERALL VALUE CITY ARENA BIG TEN RECORD

1998 - Present 23 years 154-42 (.786)