



Officials: Lewis Garrison, Edwin Young, Earl Walton

Bowling Green - 58

Record: 1-2

NO.	Name	F	Min	FG			3P			FT			Rebounds			Fouls		TP	AS	TO	ST	Blocks		+/-
				M-A	M-A	M-A	OR	DR	TOT	PF	FD	BS	BA											
11	Trey Diggs	F	18:09	1-5	1-4	0-0	0	0	0	1	1	3	0	0	0	0	0	0	0	0	0	0	-21	
20	Joe Reece	F	20:26	5-8	0-1	1-5	3	3	6	1	4	11	0	1	0	0	0	0	0	0	0	-33		
25	Daeqwon Plowden	F	16:23	0-6	0-2	0-0	0	1	1	1	0	0	0	0	2	0	1	0	0	0	0	-30		
1	Brenton Mills	G	19:47	2-5	1-1	0-0	1	2	3	1	0	5	1	0	0	0	1	0	0	0	0	-28		
55	Myron Gordon	G	16:26	1-6	0-2	0-0	0	3	3	2	1	2	1	0	1	0	1	0	1	0	1	-27		
10	Cam Young		23:37	2-4	0-1	0-0	1	3	4	1	0	4	1	4	1	1	0	0	0	0	0	-1		
32	Gabe O'Neal		13:41	1-1	0-0	1-2	1	1	2	3	2	3	0	4	0	0	0	0	0	0	0	-6		
2	Josiah Fulcher		20:13	2-10	0-2	0-0	0	1	1	0	1	4	0	2	0	0	0	0	0	0	0	-3		
13	Chandler Turner		21:51	5-8	2-3	0-0	1	6	7	0	0	12	1	1	0	1	1	0	1	1	0	-10		
15	Samari Curtis		23:34	4-6	2-4	1-1	0	1	1	3	3	11	3	3	2	0	0	0	0	0	0	-4		
12	Isaac Elsasser		05:53	1-2	1-1	0-0	0	0	0	0	0	3	0	0	0	0	0	0	0	0	0	8		
Team							4	0	4			0			1									
Totals					24-61	7-21	3-8	11	21	32	13	12	58	7	18	4	4	2					-31	

Shooting By Period		
1st FG%	8-31	25.8%
3PT%	2-10	20.0%
FT%	0-2	0%
2nd FG%	16-30	53.3%
3PT%	5-11	45.5%
FT%	3-6	50%
GM FG%	24-61	39.3%
3PT%	7-21	33.3%
FT%	3-8	37.5%

Dead Ball Rebounds: 1, 0

Technical Fouls::NONE

Ohio State - 89

Record: 3-0

NO.	Name	F	Min	FG			3P			FT			Rebounds			Fouls		TP	AS	TO	ST	Blocks		+/-
				M-A	M-A	M-A	OR	DR	TOT	PF	FD	BS	BA											
10	Justin Ahrens	F	17:46	3-4	3-4	2-3	0	5	5	0	1	11	1	2	0	0	0	0	0	0	0	25		
23	Zed Key	F	20:20	6-9	0-0	0-0	3	6	9	2	1	12	0	1	0	0	0	1	0	0	1	31		
32	E.J. Liddell	F	19:52	6-8	1-3	0-0	2	1	3	0	1	13	4	2	0	0	0	0	0	0	0	23		
22	Malaki Branham	G	21:30	3-8	0-3	2-2	2	0	2	0	3	8	3	2	1	0	0	0	0	0	0	27		
55	Jamari Wheeler	G	17:56	2-6	2-5	0-0	1	4	5	1	2	6	5	1	0	0	0	0	0	0	0	27		
50	Joey Brunk		16:33	0-3	0-0	1-2	1	4	5	2	2	1	3	0	0	1	1	0	0	1	1	-7		
0	Meechie Johnson Jr.		25:02	5-12	3-8	0-0	0	1	1	3	0	13	3	3	4	0	2	14	0	2	14			
25	Kyle Young		13:53	4-5	0-0	0-0	1	4	5	1	2	8	2	0	2	1	0	19	0	0	19			
3	Eugene Brown III		21:51	5-9	2-5	0-0	0	0	0	1	0	12	2	1	0	0	0	18	0	0	18			
1	Jimmy Sotos		14:09	2-3	1-2	0-0	0	1	1	2	1	5	3	0	1	0	0	-4	0	0	-4			
2	Cedric Russell		07:58	0-2	0-2	0-0	0	0	0	0	0	0	1	0	0	0	0	-7	0	0	-7			
42	Harrison Hookfin		03:10	0-1	0-0	0-0	1	0	1	0	0	0	0	0	0	0	0	-11	0	0	-11			
Team							2	4	6			0			0									
Totals					36-70	12-32	5-7	13	30	43	12	13	89	27	12	8	2	4					31	

Shooting By Period		
1st FG%	17-32	53.1%
3PT%	5-13	38.5%
FT%	2-3	66.7%
2nd FG%	19-38	50.0%
3PT%	7-19	36.8%
FT%	3-4	75%
GM FG%	36-70	51.4%
3PT%	12-32	37.5%
FT%	5-7	71.4%

Dead Ball Rebounds: 2, 0

Technical Fouls::NONE

	BGSU	OSU
Biggest lead	0 (1st 20:00)	42 (2nd 6:10)
Best Scoring Run	9(2nd 3:54)	13(1st 7:48)
Lead Changes	0	
Times Tied	0	
Time with Lead	00:00	39:40

Points from	BGSU	OSU
Turnovers	8	20
Paint	26	46
Second Chance	12	13
Fast Breaks	8	8
Bench	37	39

	Period by Period Scoring		
	1st	2nd	TOT
BGSU	18	40	58
OSU	41	48	89



Bowling Green at Ohio State

11/15/21 Value City Arena, Columbus, Ohio
Ohio State vs. Bowling Green

Officials: Lewis Garrison, Edwin Young, Earl Walton

Period 1

Quarter Starters:

OSU	10 Ahrens J	22 Branham M	23 Key Z	32 Liddell E	55 Wheeler J
BGSU	1 Mills B	11 Diggs T	20 Reece J	25 Plowden D	55 Gordon M

Game Time	OSU	Score	Diff	BGSU
20:00	23 KEY Z jumpball won			20 REECE J jumpball lost
19:45	22 BRANHAM M foul drawn (1)			1 MILLS B foul personal (1 - 1)
19:40	55 WHEELER J 3pt FG , jump shot made (3)	3-0	3	
19:40	22 BRANHAM M assist (1)			
19:15				11 DIGGS T 3pt FG , jump shot missed
19:12	55 WHEELER J defensive rebound (1)			
19:04	32 LIDDELL E 3pt FG , jump shot made (3)	6-0	6	
19:04	55 WHEELER J assist (1)			
18:41	23 KEY Z foul shooting (1 - 1)			20 REECE J foul drawn (1)
18:41				20 REECE J free throw 1 - 2 missed
18:41				offensive dead ball rebound (1)
18:41				20 REECE J free throw 2 - 2 missed
18:39	23 KEY Z defensive rebound (1)			
18:18	23 KEY Z 2pt FG in the paint, jump shot missed			
18:17	23 KEY Z offensive rebound (2)			
18:15	32 LIDDELL E 3pt FG second chance, jump shot missed			
18:12				1 MILLS B defensive rebound (1)
18:02				1 MILLS B 2pt FG in the paint, jump shot missed
17:59	55 WHEELER J defensive rebound (2)			
17:33	10 AHRENS J foul drawn (1)			11 DIGGS T foul shooting (1 - 2)
17:33	10 AHRENS J free throw 1 - 3 made (1)	7-0	7	
17:33	10 AHRENS J free throw 2 - 3 missed			
17:33	offensive dead ball rebound (1)			
17:33	23 KEY Z substitution out			
17:33	50 BRUNK J substitution in			
17:33	10 AHRENS J free throw 3 - 3 made (2)	8-0	8	
17:19				11 DIGGS T 2pt FG outside the paint, jump shot missed
17:15	50 BRUNK J defensive rebound (1)			
17:12	55 WHEELER J turnover travel (1)			
16:55				20 REECE J 3pt FG from turnover, jump shot missed
16:51	10 AHRENS J defensive rebound (1)			
16:42	50 BRUNK J 2pt FG in the paint, jump shot missed			
16:38				1 MILLS B defensive rebound (2)
16:33				25 PLOWDEN D 2pt FG in the paint, jump shot missed
16:29	10 AHRENS J defensive rebound (2)			
16:14	32 LIDDELL E foul drawn (1)			25 PLOWDEN D foul personal (1 - 3)
16:14				20 REECE J substitution out
16:14				25 PLOWDEN D substitution out
16:14				10 YOUNG C substitution in
16:14				32 O'NEAL G substitution in
16:07	55 WHEELER J 3pt FG , jump shot made (6)	11-0	11	
16:07	22 BRANHAM M assist (2)			
15:44		11-2	9	32 O'NEAL G 2pt FG in the paint, jump shot made (2)



Bowling Green at Ohio State

11/15/21 Value City Arena, Columbus, Ohio
Ohio State vs. Bowling Green

Officials: Lewis Garrison, Edwin Young, Earl Walton

Game Time	OSU	Score	Diff	BGSU
15:33	32 LIDDELL E turnover lost ball (1)			10 YOUNG C steal (1)
15:26				11 DIGGS T 3pt FG from turnover, jump shot missed
15:21				1 MILLS B offensive rebound (3)
15:20		11-4	7	1 MILLS B 2pt FG from turnover second chance in the paint, layup made (2)
14:52	50 BRUNK J 2pt FG in the paint, jump shot blocked			
14:52				1 MILLS B block (1)
14:48				55 GORDON M defensive rebound (1)
14:43				10 YOUNG C 3pt FG , jump shot missed
14:39	50 BRUNK J defensive rebound (2)			
14:22	10 AHRENS J turnover bad pass (1)			
14:22	Timeout media			
14:22	10 AHRENS J substitution out			
14:22	32 LIDDELL E substitution out			
14:22	50 BRUNK J substitution out			
14:22	0 JOHNSON JR. M substitution in			
14:22	23 KEY Z substitution in			
14:22	25 YOUNG K substitution in			
14:22				1 MILLS B substitution out
14:22				11 DIGGS T substitution out
14:22				55 GORDON M substitution out
14:22				2 FULCHER J substitution in
14:22				13 TURNER C substitution in
14:22				15 CURTIS S substitution in
14:05				2 FULCHER J 2pt FG from turnover outside the paint, jump shot missed
14:02	defensive rebound (9)			
13:54	0 JOHNSON JR. M turnover lost ball (1)			15 CURTIS S steal (1)
13:54	0 JOHNSON JR. M foul personal (1 - 2)			15 CURTIS S foul drawn (1)
13:31				32 O'NEAL G turnover bad pass (1)
13:12	0 JOHNSON JR. M 3pt FG from turnover, jump shot missed			
13:09				13 TURNER C defensive rebound (1)
13:04				15 CURTIS S 3pt FG , jump shot missed
13:00	25 YOUNG K defensive rebound (1)			
12:53	55 WHEELER J 2pt FG in the paint, jump shot missed			
12:49	23 KEY Z offensive rebound (3)			
12:49	23 KEY Z 2pt FG second chance in the paint, layup made (2)	13-4	9	
12:33	22 BRANHAM M foul drawn (2)			32 O'NEAL G foul offensive (1 - 4)
12:33				32 O'NEAL G turnover offensive (2)
12:33	22 BRANHAM M substitution out			
12:33	55 WHEELER J substitution out			
12:33	3 BROWN III E substitution in			
12:33	10 AHRENS J substitution in			
12:33				32 O'NEAL G substitution out
12:33				20 REECE J substitution in
12:10	25 YOUNG K 2pt FG from turnover in the paint, driving layup missed			
12:07				13 TURNER C defensive rebound (2)
12:01				2 FULCHER J 2pt FG in the paint, driving layup missed
11:58	0 JOHNSON JR. M defensive rebound (1)			



Bowling Green at Ohio State

11/15/21 Value City Arena, Columbus, Ohio
Ohio State vs. Bowling Green

Officials: Lewis Garrison, Edwin Young, Earl Walton

Game Time	OSU	Score	Diff	BGSU
11:55	3 BROWN III E 2pt FG fast break in the paint, dunk, made (2)	15-4	11	
11:55	0 JOHNSON JR. M assist (1)			
11:41				2 FULCHER J 2pt FG in the paint, driving layup missed
11:38	23 KEY Z defensive rebound (4)			
11:31	23 KEY Z foul offensive (2 - 3)			2 FULCHER J foul drawn (1)
11:31	23 KEY Z turnover offensive (1)			
11:31	Timeout media			
11:31	23 KEY Z substitution out			
11:31	32 LIDDELL E substitution in			
11:15				13 TURNER C 2pt FG from turnover outside the paint, jump shot missed
11:14				offensive rebound (7)
11:11	0 JOHNSON JR. M steal (1)			2 FULCHER J turnover lost ball (1)
10:54	3 BROWN III E 3pt FG from turnover, jump shot missed			
10:51	32 LIDDELL E offensive rebound (1)			
10:51	32 LIDDELL E turnover travel (2)			
10:51				2 FULCHER J substitution out
10:51				10 YOUNG C substitution out
10:51				15 CURTIS S substitution out
10:51				1 MILLS B substitution in
10:51				25 PLOWDEN D substitution in
10:51				55 GORDON M substitution in
10:34				25 PLOWDEN D 2pt FG from turnover outside the paint, jump shot missed
10:31				offensive rebound (8)
10:14				55 GORDON M 2pt FG from turnover second chance in the paint, jump shot missed
10:12	defensive rebound (15)			
09:49	25 YOUNG K 2pt FG in the paint, jump shot made (2)	17-4	13	
09:49	10 AHRENS J assist (1)			
09:33	25 YOUNG K steal (1)			25 PLOWDEN D turnover lost ball (1)
09:25	25 YOUNG K foul drawn (1)			55 GORDON M foul personal (1 - 5)
09:22	3 BROWN III E turnover bad pass (1)			55 GORDON M steal (1)
09:19				55 GORDON M 2pt FG from turnover in the paint, layup missed
09:13	25 YOUNG K defensive rebound (2)			
09:08	0 JOHNSON JR. M 2pt FG in the paint, driving layup blocked			
09:08				25 PLOWDEN D block (1)
09:08	offensive rebound (17)			
09:04	10 AHRENS J 3pt FG second chance, jump shot made (5)	20-4	16	
09:04	3 BROWN III E assist (1)			
08:44				13 TURNER C 2pt FG in the paint, layup blocked
08:44	25 YOUNG K block (1)			
08:39	25 YOUNG K defensive rebound (3)			
08:29	32 LIDDELL E 2pt FG in the paint, driving layup made (5)	22-4	18	
08:29	25 YOUNG K assist (1)			
08:24				Timeout 30 Sec
08:24	Timeout media			
08:24	25 YOUNG K substitution out			
08:24	50 BRUNK J substitution in			
08:24				13 TURNER C substitution out



Bowling Green at Ohio State

11/15/21 Value City Arena, Columbus, Ohio
Ohio State vs. Bowling Green

Officials: Lewis Garrison, Edwin Young, Earl Walton

Game Time	OSU	Score	Diff	BGSU
08:24				11 DIGGS T substitution in
08:12				25 PLOWDEN D 2pt FG outside the paint, jump shot missed
08:07				20 REECE J offensive rebound (1)
08:07	jump ball situation			
07:57				55 GORDON M 2pt FG second chance in the paint, driving layup blocked
07:57	50 BRUNK J block (1)			
07:53	50 BRUNK J defensive rebound (3)			
07:48	0 JOHNSON JR. M 2pt FG fast break in the paint, driving layup made (2)	24-4	20	
07:42		24-6	18	20 REECE J 2pt FG fast break in the paint, driving layup made (2)
07:15	32 LIDDELL E 2pt FG in the paint, jump shot made (7)	26-6	20	
07:04		26-9	17	1 MILLS B 3pt FG , jump shot made (5)
06:49	10 AHRENS J 3pt FG , jump shot made (8)	29-9	20	
06:49	0 JOHNSON JR. M assist (2)			
06:33		29-11	18	20 REECE J 2pt FG outside the paint, jump shot made (4)
06:33				1 MILLS B assist (1)
06:13	32 LIDDELL E 3pt FG , jump shot missed			
06:11				20 REECE J defensive rebound (2)
06:11	50 BRUNK J foul personal (1 - 4)			20 REECE J foul drawn (2)
06:11	0 JOHNSON JR. M substitution out			
06:11	3 BROWN III E substitution out			
06:11	32 LIDDELL E substitution out			
06:11	50 BRUNK J substitution out			
06:11	22 BRANHAM M substitution in			
06:11	23 KEY Z substitution in			
06:11	25 YOUNG K substitution in			
06:11	55 WHEELER J substitution in			
05:59				1 MILLS B 2pt FG outside the paint, jump shot missed
05:55	55 WHEELER J defensive rebound (3)			
05:47	25 YOUNG K 2pt FG in the paint, hook shot made (4)	31-11	20	
05:38		31-13	18	20 REECE J 2pt FG outside the paint, jump shot made (6)
05:38				55 GORDON M assist (1)
05:14	23 KEY Z 2pt FG in the paint, dunk, made (4)	33-13	20	
05:14	55 WHEELER J assist (2)			
04:57				25 PLOWDEN D 3pt FG , jump shot missed
04:53	10 AHRENS J defensive rebound (3)			
04:34	25 YOUNG K 2pt FG in the paint, layup made (6)	35-13	22	
04:34	22 BRANHAM M assist (3)			
04:23				55 GORDON M 3pt FG , jump shot missed
04:19	10 AHRENS J defensive rebound (4)			
04:12	22 BRANHAM M 3pt FG , jump shot missed			
04:10	23 KEY Z offensive rebound (5)			
04:10	23 KEY Z foul drawn (1)			20 REECE J foul personal (1 - 6)
04:10				20 REECE J substitution out
04:10				55 GORDON M substitution out
04:10				15 CURTIS S substitution in
04:10				32 O'NEAL G substitution in
04:06	10 AHRENS J 3pt FG second chance, jump shot missed			



Bowling Green at Ohio State

11/15/21 Value City Arena, Columbus, Ohio
Ohio State vs. Bowling Green

Game Time: 6:31 PM

Game Duration: 1:46

Attendance: 9,808

Officials: Lewis Garrison, Edwin Young, Earl Walton

Game Time	OSU	Score	Diff	BGSU
04:02				32 O'NEAL G defensive rebound (1)
03:47				1 MILLS B 2pt FG in the paint, floating jump shot missed
03:41	10 AHRENS J defensive rebound (5)			
03:38	22 BRANHAM M 3pt FG , jump shot missed			
03:36	25 YOUNG K offensive rebound (4)			
03:34	55 WHEELER J 3pt FG second chance, jump shot missed			
03:30	55 WHEELER J offensive rebound (4)			
03:19	Timeout media			
03:19	10 AHRENS J substitution out			
03:19	3 BROWN III E substitution in			
03:08	22 BRANHAM M 2pt FG second chance in the paint, dunk, made (2)	37-13	24	
03:08	25 YOUNG K assist (2)			
02:42				15 CURTIS S 3pt FG , jump shot missed
02:38	defensive rebound (27)			
02:21				1 MILLS B substitution out
02:21				25 PLOWDEN D substitution out
02:21				2 FULCHER J substitution in
02:21				10 YOUNG C substitution in
02:13	22 BRANHAM M turnover lost ball (1)			
02:10	55 WHEELER J foul drawn (1)			15 CURTIS S foul offensive (1 - 7)
02:10				15 CURTIS S turnover offensive (1)
01:51	22 BRANHAM M 2pt FG from turnover outside the paint, pull up jump shot made (4)	39-13	26	
01:24	22 BRANHAM M steal (1)			10 YOUNG C turnover lost ball (1)
01:24	22 BRANHAM M substitution out			
01:24	25 YOUNG K substitution out			
01:24	55 WHEELER J substitution out			
01:24	0 JOHNSON JR. M substitution in			
01:24	1 SOTOS J substitution in			
01:24	32 LIDDELL E substitution in			
01:07	23 KEY Z 2pt FG from turnover in the paint, dunk, made (6)	41-13	28	
01:07	32 LIDDELL E assist (1)			
00:53		41-16	25	11 DIGGS T 3pt FG , jump shot made (3)
00:53				15 CURTIS S assist (1)
00:29	23 KEY Z 2pt FG in the paint, jump shot missed			
00:26				2 FULCHER J defensive rebound (1)
00:18	1 SOTOS J foul personal (1 - 5)			11 DIGGS T foul drawn (1)
00:18	23 KEY Z substitution out			
00:18	50 BRUNK J substitution in			
00:03		41-18	23	2 FULCHER J 2pt FG in the paint, floating jump shot made (2)
END OF PERIOD				
OSU 41-18 BGSU				



Officials: Lewis Garrison, Edwin Young, Earl Walton

Bowling Green - 18

NO.	Name	F	Min	FG			Rebounds			Fouls		TP	AS	TO	ST	Blocks		+/-	
				M-A	M-A	M-A	OR	DR	TOT	PF	FD					BS	BA		
11	Trey Diggs	F	14:02	1-4	1-3	0-0	0	0	0	1	1	3	0	0	0	0	0	-12	
20	Joe Reece	F	12:09	3-4	0-1	0-2	1	1	2	1	2	6	0	0	0	0	0	-21	
25	Daeqwon Plowden	F	12:16	0-4	0-1	0-0	0	0	0	1	0	0	0	1	0	1	0	-21	
1	Brenton Mills	G	14:08	2-5	1-1	0-0	1	2	3	1	0	5	1	0	0	1	0	-20	
55	Myron Gordon	G	12:19	0-4	0-1	0-0	0	1	1	1	0	0	1	0	1	0	1	-18	
10	Cam Young		07:44	0-1	0-1	0-0	0	0	0	0	0	0	0	1	1	0	0	-2	
32	Gabe O'Neal		07:51	1-1	0-0	0-0	0	1	1	1	0	2	0	2	0	0	0	-2	
2	Josiah Fulcher		05:52	1-4	0-0	0-0	0	1	1	0	1	2	0	1	0	0	0	-3	
13	Chandler Turner		05:58	0-2	0-0	0-0	0	2	2	0	0	0	0	0	0	0	1	-11	
15	Samari Curtis		07:41	0-2	0-2	0-0	0	0	0	1	1	0	1	1	1	0	0	-5	
Team							2	0	2			0			0				
Totals				8-31	2-10	0-2	4	8	12	7	5	18	3	6	3	2	2		-23

Shooting By Period		
1st FG%	8-31	25.8%
3PT%	2-10	20.0%
FT%	0-2	0%
GM FG%	8-31	25.8%
3PT%	2-10	20.0%
FT%	0-2	0.0%

Dead Ball Rebounds: 1, 0

Technical Fouls::NONE

Ohio State - 41

NO.	Name	F	Min	FG			Rebounds			Fouls		TP	AS	TO	ST	Blocks		+/-	
				M-A	M-A	M-A	OR	DR	TOT	PF	FD					BS	BA		
10	Justin Ahrens	F	14:52	2-3	2-3	2-3	0	5	5	0	1	8	1	1	0	0	0	20	
23	Zed Key	F	11:10	3-5	0-0	0-0	3	2	5	2	1	6	0	1	0	0	0	18	
32	E.J. Liddell	F	12:22	3-5	1-3	0-0	1	0	1	0	1	7	1	2	0	0	0	11	
22	Malaki Branham	G	12:14	2-4	0-2	0-0	0	0	0	0	2	4	3	1	1	0	0	17	
55	Jamari Wheeler	G	12:14	2-4	2-3	0-0	1	3	4	0	1	6	2	1	0	0	0	17	
50	Joey Brunk		05:43	0-2	0-0	0-0	0	3	3	1	0	0	0	0	0	1	1	-2	
0	Meechie Johnson Jr.		09:35	1-3	0-1	0-0	0	1	1	1	0	2	2	1	1	0	1	8	
25	Kyle Young		10:45	3-4	0-0	0-0	1	3	4	0	1	6	2	0	1	1	0	19	
3	Eugene Brown III		09:41	1-2	0-1	0-0	0	0	0	0	0	2	1	1	0	0	0	10	
1	Jimmy Sotos		01:24	0-0	0-0	0-0	0	0	0	1	0	0	0	0	0	0	0	-3	
Team							1	3	4			0			0				
Totals				17-32	5-13	2-3	7	20	27	5	7	41	12	8	3	2	2		23

Shooting By Period		
1st FG%	17-32	53.1%
3PT%	5-13	38.5%
FT%	2-3	66.7%
GM FG%	17-32	53.1%
3PT%	5-13	38.5%
FT%	2-3	66.7%

Dead Ball Rebounds: 1, 0

Technical Fouls::NONE

	BGSU	OSU	Points from		Period by Period Scoring		
Biggest lead	0 (1 st 20:00)	28 (1 st 1:07)	Turnovers	2	4		
Best Scoring Run	5(1 st 0:03)	13(1 st 7:48)	Paint	8	22		
Lead Changes	0		Second Chance	2	7	BGSU	18 40 58
Times Tied	0		Fast Breaks	2	4	OSU	41 48 89
Time with Lead	00:00	19:40	Bench	4	10		



Bowling Green at Ohio State

11/15/21 Value City Arena, Columbus, Ohio
Ohio State vs. Bowling Green

Officials: Lewis Garrison, Edwin Young, Earl Walton

Period 2

Quarter Starters:

OSU	10 Ahrens J	22 Branham M	23 Key Z	32 Liddell E	55 Wheeler J
BGSU	1 Mills B	11 Diggs T	20 Reece J	25 Plowden D	55 Gordon M

Game Time	OSU	Score	Diff	BGSU
20:00	0 JOHNSON JR. M substitution out			
20:00	1 SOTOS J substitution out			
20:00	3 BROWN III E substitution out			
20:00	50 BRUNK J substitution out			
20:00	10 AHRENS J substitution in			
20:00	22 BRANHAM M substitution in			
20:00	23 KEY Z substitution in			
20:00	55 WHEELER J substitution in			
20:00				2 FULCHER J substitution out
20:00				10 YOUNG C substitution out
20:00				15 CURTIS S substitution out
20:00				32 O'NEAL G substitution out
20:00				1 MILLS B substitution in
20:00				20 REECE J substitution in
20:00				25 PLOWDEN D substitution in
20:00				55 GORDON M substitution in
19:43	55 WHEELER J foul drawn (2)			55 GORDON M foul personal (2 - 1)
19:40	10 AHRENS J 3pt FG , jump shot made (11)	44-18	26	
19:40	32 LIDDELL E assist (2)			
19:25				25 PLOWDEN D turnover bad pass (2)
19:10	23 KEY Z 2pt FG from turnover in the paint, dunk, made (8)	46-18	28	
19:10	55 WHEELER J assist (3)			
19:06				Timeout 30 Sec
19:06				Timeout media
18:49				20 REECE J 2pt FG outside the paint, jump shot missed
18:46	55 WHEELER J defensive rebound (5)			
18:38	23 KEY Z 2pt FG in the paint, jump shot made (10)	48-18	30	
18:38	32 LIDDELL E assist (3)			
18:21				11 DIGGS T 3pt FG , jump shot missed
18:17	23 KEY Z defensive rebound (6)			
18:10	22 BRANHAM M 2pt FG in the paint, jump shot missed			
18:07				25 PLOWDEN D defensive rebound (1)
18:00				25 PLOWDEN D 2pt FG in the paint, jump shot missed
17:56	23 KEY Z defensive rebound (7)			
17:52	10 AHRENS J turnover bad pass (2)			
17:46		48-20	28	55 GORDON M 2pt FG fast break from turnover in the paint, driving layup made (2)
17:19	55 WHEELER J 3pt FG , jump shot missed			
17:15				55 GORDON M defensive rebound (2)
17:09				25 PLOWDEN D 3pt FG , jump shot missed
17:06	defensive rebound (31)			
17:06	10 AHRENS J substitution out			
17:06	22 BRANHAM M substitution out			



Bowling Green at Ohio State

11/15/21 Value City Arena, Columbus, Ohio
Ohio State vs. Bowling Green

Game Time: 6:31 PM
Game Duration: 1:46
Attendance: 9,808

Officials: Lewis Garrison, Edwin Young, Earl Walton

Game Time	OSU	Score	Diff	BGSU
17:06	0 JOHNSON JR. M substitution in			
17:06	3 BROWN III E substitution in			
16:43	32 LIDDELL E 2pt FG in the paint, turnaround jump shot made (9)	50-20	30	
16:43	55 WHEELER J assist (4)			
16:28	0 JOHNSON JR. M steal (2)			20 REECE J turnover lost ball (1)
16:23	0 JOHNSON JR. M 2pt FG fast break from turnover in the paint, driving layup made (4)	52-20	32	
16:23	3 BROWN III E assist (2)			
16:11				55 GORDON M 3pt FG , jump shot missed
16:07	23 KEY Z defensive rebound (8)			
15:59	3 BROWN III E 3pt FG , jump shot missed			
15:55				55 GORDON M defensive rebound (3)
15:53	55 WHEELER J foul personal (1 - 1)			55 GORDON M foul drawn (1)
15:53				Timeout media
15:53	23 KEY Z substitution out			
15:53	32 LIDDELL E substitution out			
15:53	25 YOUNG K substitution in			
15:53	50 BRUNK J substitution in			
15:53				11 DIGGS T substitution out
15:53				20 REECE J substitution out
15:53				25 PLOWDEN D substitution out
15:53				10 YOUNG C substitution in
15:53				13 TURNER C substitution in
15:53				32 O'NEAL G substitution in
15:53				55 GORDON M substitution out
15:53				15 CURTIS S substitution in
15:48		52-22	30	15 CURTIS S 2pt FG outside the paint, jump shot made (2)
15:48				10 YOUNG C assist (1)
15:48	0 JOHNSON JR. M foul shooting (2 - 2)			15 CURTIS S foul drawn (2)
15:48		52-23	29	15 CURTIS S free throw 1 - 1 made (3)
15:18	25 YOUNG K 2pt FG in the paint, dunk, made (8)	54-23	31	
15:18	55 WHEELER J assist (5)			
14:59	50 BRUNK J foul personal (2 - 3)			32 O'NEAL G foul drawn (1)
14:58	25 YOUNG K steal (2)			32 O'NEAL G turnover lost ball (3)
14:55	25 YOUNG K foul drawn (2)			10 YOUNG C foul personal (1 - 2)
14:55	55 WHEELER J substitution out			
14:55	22 BRANHAM M substitution in			
14:36	22 BRANHAM M 3pt FG from turnover, jump shot missed			
14:32				13 TURNER C defensive rebound (3)
14:26	0 JOHNSON JR. M steal (3)			13 TURNER C turnover lost ball (1)
14:23	0 JOHNSON JR. M turnover bad pass (2)			15 CURTIS S steal (2)
14:21				32 O'NEAL G turnover lost ball (4)
14:21				1 MILLS B substitution out
14:21				2 FULCHER J substitution in
14:07	22 BRANHAM M turnover travel (2)			
13:55		54-25	29	13 TURNER C 2pt FG from turnover in the paint, driving layup made (2)
13:39	0 JOHNSON JR. M 3pt FG , jump shot missed			
13:35	22 BRANHAM M offensive rebound (1)			



Bowling Green at Ohio State

11/15/21 Value City Arena, Columbus, Ohio
Ohio State vs. Bowling Green

Game Time: 6:31 PM
Game Duration: 1:46
Attendance: 9,808

Officials: Lewis Garrison, Edwin Young, Earl Walton

Game Time	OSU	Score	Diff	BGSU
13:35	22 BRANHAM M 2pt FG second chance in the paint, layup made (6)	56-25	31	
13:15	25 YOUNG K foul shooting (1 - 4)			32 O'NEAL G foul drawn (2)
13:15		56-26	30	32 O'NEAL G free throw 1 - 2 made (3)
13:15				32 O'NEAL G free throw 2 - 2 missed
13:13	25 YOUNG K defensive rebound (5)			
13:02	3 BROWN III E 2pt FG in the paint, dunk, made (4)	58-26	32	
13:02	50 BRUNK J assist (1)			
12:45				10 YOUNG C turnover travel (2)
12:45	25 YOUNG K substitution out			
12:45	1 SOTOS J substitution in			
12:25	3 BROWN III E 3pt FG from turnover, jump shot made (7)	61-26	35	
12:25	50 BRUNK J assist (2)			
12:12		61-28	33	15 CURTIS S 2pt FG in the paint, jump shot made (5)
11:58	50 BRUNK J foul drawn (1)			15 CURTIS S foul shooting (2 - 3)
11:58	Timeout media			
11:58	0 JOHNSON JR. M substitution out			
11:58	55 WHEELER J substitution in			
11:58	50 BRUNK J free throw 1 - 2 missed			
11:58	offensive dead ball rebound (2)			
11:58	50 BRUNK J free throw 2 - 2 made (1)	62-28	34	
11:50				2 FULCHER J turnover bad pass (2)
11:39	22 BRANHAM M 2pt FG from turnover in the paint, jump shot missed			
11:38	offensive rebound (35)			
11:38	50 BRUNK J foul drawn (2)			32 O'NEAL G foul personal (2 - 4)
11:33	55 WHEELER J 3pt FG from turnover second chance, jump shot missed			
11:29	22 BRANHAM M offensive rebound (2)			
11:21	22 BRANHAM M foul drawn (3)			32 O'NEAL G foul shooting (3 - 5)
11:21	22 BRANHAM M free throw 1 - 2 made (7)	63-28	35	
11:21	3 BROWN III E substitution out			
11:21	50 BRUNK J substitution out			
11:21	55 WHEELER J substitution out			
11:21	0 JOHNSON JR. M substitution in			
11:21	23 KEY Z substitution in			
11:21	32 LIDDELL E substitution in			
11:21	22 BRANHAM M free throw 2 - 2 made (8)	64-28	36	
11:00		64-31	33	15 CURTIS S 3pt FG , jump shot made (8)
11:00				13 TURNER C assist (1)
10:42	1 SOTOS J 3pt FG , jump shot made (3)	67-31	36	
10:42	32 LIDDELL E assist (4)			
10:08				2 FULCHER J 3pt FG , jump shot missed
10:03				32 O'NEAL G offensive rebound (2)
10:03				turnover shot clock (14)
10:03				32 O'NEAL G substitution out
10:03				20 REECE J substitution in
09:43	0 JOHNSON JR. M 3pt FG from turnover, jump shot missed			
09:38	32 LIDDELL E offensive rebound (2)			



Bowling Green at Ohio State

11/15/21 Value City Arena, Columbus, Ohio
Ohio State vs. Bowling Green

Game Time: 6:31 PM
Game Duration: 1:46
Attendance: 9,808

Officials: Lewis Garrison, Edwin Young, Earl Walton

Game Time	OSU	Score	Diff	BGSU
09:38	32 LIDDELL E 2pt FG from turnover second chance in the paint, layup made (11)	69-31	38	
09:31				20 REECE J 2pt FG outside the paint, jump shot missed
09:27	32 LIDDELL E defensive rebound (3)			
09:22	32 LIDDELL E 2pt FG in the paint, driving layup made (13)	71-31	40	
08:59		71-34	37	13 TURNER C 3pt FG , jump shot made (5)
08:59				15 CURTIS S assist (2)
08:42	23 KEY Z 2pt FG in the paint, jump shot blocked			
08:42				10 YOUNG C block (1)
08:37				20 REECE J defensive rebound (3)
08:34				2 FULCHER J 2pt FG in the paint, jump shot missed
08:33				20 REECE J offensive rebound (4)
08:33	1 SOTOS J foul shooting (2 - 5)			20 REECE J foul drawn (3)
08:33		71-35	36	20 REECE J free throw 1 - 2 made (7)
08:33	22 BRANHAM M substitution out			
08:33	3 BROWN III E substitution in			
08:33				20 REECE J free throw 2 - 2 missed
08:31	23 KEY Z defensive rebound (9)			
08:14	23 KEY Z 2pt FG in the paint, jump shot made (12)	73-35	38	
08:14	1 SOTOS J assist (1)			
07:58	1 SOTOS J foul drawn (1)			15 CURTIS S foul offensive (3 - 6)
07:58				15 CURTIS S turnover offensive (2)
07:58	Timeout media			
07:58	32 LIDDELL E substitution out			
07:58	2 RUSSELL C substitution in			
07:36	0 JOHNSON JR. M 3pt FG from turnover, jump shot missed			
07:32				20 REECE J defensive rebound (5)
07:21		73-37	36	20 REECE J 2pt FG outside the paint, jump shot made (9)
06:58	3 BROWN III E 2pt FG in the paint, layup made (9)	75-37	38	
06:58	0 JOHNSON JR. M assist (3)			
06:45				2 FULCHER J 2pt FG in the paint, driving layup missed
06:41				20 REECE J offensive rebound (6)
06:41		75-39	36	20 REECE J 2pt FG second chance in the paint, layup made (11)
06:31	0 JOHNSON JR. M 3pt FG , jump shot made (7)	78-39	39	
06:31	1 SOTOS J assist (2)			
06:18	3 BROWN III E foul personal (1 - 6)			15 CURTIS S foul drawn (3)
06:18	23 KEY Z substitution out			
06:18	50 BRUNK J substitution in			
06:18	0 JOHNSON JR. M foul personal (3 - 7)			20 REECE J foul drawn (4)
06:18				20 REECE J 1&1 free throw 1 missed
06:16	1 SOTOS J defensive rebound (1)			
06:10	3 BROWN III E 3pt FG , jump shot made (12)	81-39	42	
06:10	2 RUSSELL C assist (1)			
05:55		81-42	39	15 CURTIS S 3pt FG , jump shot made (11)
05:53				Timeout 30 Sec
05:53	3 BROWN III E substitution out			
05:53	42 HOOKFIN H substitution in			
05:53				20 REECE J substitution out
05:53				12 ELSASSER I substitution in



Bowling Green at Ohio State

11/15/21 Value City Arena, Columbus, Ohio
Ohio State vs. Bowling Green

Game Time: 6:31 PM
Game Duration: 1:46
Attendance: 9,808

Officials: Lewis Garrison, Edwin Young, Earl Walton

Game Time	OSU	Score	Diff	BGSU
05:33	1 SOTOS J 3pt FG , jump shot missed			
05:29				13 TURNER C defensive rebound (4)
05:19		81-44	37	13 TURNER C 2pt FG in the paint, jump shot made (7)
05:01	2 RUSSELL C 3pt FG , jump shot missed			
04:58				10 YOUNG C defensive rebound (1)
04:57	0 JOHNSON JR. M steal (4)			10 YOUNG C turnover lost ball (3)
04:49	0 JOHNSON JR. M turnover lost ball (3)			
04:45		81-46	35	2 FULCHER J 2pt FG fast break from turnover in the paint, dunk, made (4)
04:21	0 JOHNSON JR. M 3pt FG , jump shot missed			
04:17	42 HOOKFIN H offensive rebound (1)			
04:12	42 HOOKFIN H 2pt FG second chance outside the paint, turnaround jump shot missed			
04:08	50 BRUNK J offensive rebound (4)			
04:00	0 JOHNSON JR. M 2pt FG second chance in the paint, driving layup blocked			
04:00				13 TURNER C block (1)
03:56				13 TURNER C defensive rebound (5)
03:54		81-48	33	10 YOUNG C 2pt FG fast break in the paint, driving layup made (2)
03:54				15 CURTIS S assist (3)
03:45	Timeout 30 Sec			
03:45	Timeout media			
03:45	42 HOOKFIN H substitution out			
03:45	3 BROWN III E substitution in			
03:29	3 BROWN III E 2pt FG outside the paint, jump shot missed			
03:27				13 TURNER C defensive rebound (6)
03:22	1 SOTOS J steal (1)			15 CURTIS S turnover lost ball (3)
03:17	1 SOTOS J 2pt FG fast break from turnover in the paint, driving layup made (5)	83-48	35	
03:02				10 YOUNG C turnover lost ball (4)
02:53	0 JOHNSON JR. M 3pt FG from turnover, jump shot made (10)	86-48	38	
02:53	1 SOTOS J assist (3)			
02:27		86-51	35	12 ELSASSER I 3pt FG , jump shot made (3)
02:09	3 BROWN III E 3pt FG , jump shot missed			
02:05				10 YOUNG C defensive rebound (2)
01:56				2 FULCHER J 3pt FG , jump shot missed
01:52	50 BRUNK J defensive rebound (5)			
01:44	2 RUSSELL C 3pt FG , jump shot missed			
01:41				15 CURTIS S defensive rebound (1)
01:36				12 ELSASSER I 2pt FG outside the paint, jump shot missed
01:32				10 YOUNG C offensive rebound (3)
01:32		86-53	33	10 YOUNG C 2pt FG second chance in the paint, layup made (4)
01:20	0 JOHNSON JR. M 3pt FG , jump shot made (13)	89-53	36	
01:20	50 BRUNK J assist (3)			
01:05				13 TURNER C 3pt FG , jump shot missed
01:02				offensive rebound (29)
01:02	0 JOHNSON JR. M substitution out			
01:02	42 HOOKFIN H substitution in			



Official Basketball Play by Play - Second Half

Bowling Green at Ohio State

11/15/21 Value City Arena, Columbus, Ohio
Ohio State vs. Bowling Green

Game Time: 6:31 PM

Game Duration: 1:46

Attendance: 9,808

Officials: Lewis Garrison, Edwin Young, Earl Walton

Game Time	OSU	Score	Diff	BGSU
00:55				2 FULCHER J 2pt FG second chance outside the paint, jump shot missed
00:53				offensive rebound (30)
00:51		89-55	34	13 TURNER C 2pt FG second chance in the paint, jump shot made (9)
00:38	50 BRUNK J 2pt FG outside the paint, jump shot missed			
00:35				10 YOUNG C defensive rebound (4)
00:22				10 YOUNG C 2pt FG in the paint, jump shot missed
00:18				13 TURNER C offensive rebound (7)
00:17		89-58	31	13 TURNER C 3pt FG second chance, jump shot made (12)
END OF GAME				
OSU 89-58 BGSU				



Bowling Green at Ohio State

11/15/21 Value City Arena, Columbus, Ohio
Ohio State vs. Bowling Green

Game Time: 6:31 PM
Game Duration: 1:46
Attendance: 9,808

Officials: Lewis Garrison, Edwin Young, Earl Walton

Bowling Green - 40

NO.	Name	Min	FG			Rebounds			Fouls		TP	AS	TO	ST	Blocks		+/-
			M-A	M-A	M-A	OR	DR	TOT	PF	FD					BS	BA	
11	Trey Diggs	F 04:07	0-1	0-1	0-0	0	0	0	0	0	0	0	0	0	0	0	-9
20	Joe Reece	F 08:17	2-4	0-0	1-3	2	2	4	0	2	5	0	1	0	0	0	-12
25	Daeqwon Plowden	F 04:07	0-2	0-1	0-0	0	1	1	0	0	0	0	1	0	0	0	-9
1	Brenton Mills	G 05:39	0-0	0-0	0-0	0	0	0	0	0	0	0	0	0	0	0	-8
55	Myron Gordon	G 04:07	1-2	0-1	0-0	0	2	2	1	1	2	0	0	0	0	0	-9
10	Cam Young	15:53	2-3	0-0	0-0	1	3	4	1	0	4	1	3	0	1	0	1
13	Chandler Turner	15:53	5-6	2-3	0-0	1	4	5	0	0	12	1	1	0	1	0	1
15	Samari Curtis	15:53	4-4	2-2	1-1	0	1	1	2	2	11	2	2	1	0	0	1
32	Gabe O'Neal	05:50	0-0	0-0	1-2	1	0	1	2	2	1	0	2	0	0	0	-4
2	Josiah Fulcher	14:21	1-6	0-2	0-0	0	0	0	0	0	2	0	1	0	0	0	0
12	Isaac Elsasser	05:53	1-2	1-1	0-0	0	0	0	0	0	3	0	0	0	0	0	8
Team						2	0	2			0		1				
Totals			16-30	5-11	3-6	7	13	20	6	7	40	4	12	1	2	0	-8

Shooting By Period		
2 nd FG%	16-30	53.3%
3PT%	5-11	45.5%
FT%	3-6	50%
GM FG%	16-30	53.3%
3PT%	5-11	45.5%
FT%	3-6	50.0%

Dead Ball Rebounds: 0, 0

Technical Fouls::NONE

Ohio State - 48

NO.	Name	Min	FG			Rebounds			Fouls		TP	AS	TO	ST	Blocks		+/-
			M-A	M-A	M-A	OR	DR	TOT	PF	FD					BS	BA	
10	Justin Ahrens	F 02:54	1-1	1-1	0-0	0	0	0	0	0	3	0	1	0	0	0	5
23	Zed Key	F 09:10	3-4	0-0	0-0	0	4	4	0	0	6	0	0	0	0	1	13
32	E.J. Liddell	F 07:30	3-3	0-0	0-0	1	1	2	0	0	6	3	0	0	0	0	12
22	Malaki Branham	G 09:16	1-4	0-1	2-2	2	0	2	0	1	4	0	1	0	0	0	10
55	Jamari Wheeler	G 05:42	0-2	0-2	0-0	0	1	1	1	1	0	3	0	0	0	0	10
0	Meechie Johnson Jr.	15:27	4-9	3-7	0-0	0	0	0	2	0	11	1	2	3	0	1	6
3	Eugene Brown III	12:10	4-7	2-4	0-0	0	0	0	1	0	10	1	0	0	0	0	8
25	Kyle Young	03:08	1-1	0-0	0-0	0	1	1	1	1	2	0	0	1	0	0	0
50	Joey Brunk	10:50	0-1	0-0	1-2	1	1	2	1	2	1	3	0	0	0	0	-5
1	Jimmy Sotos	12:45	2-3	1-2	0-0	0	1	1	1	1	5	3	0	1	0	0	-1
2	Cedric Russell	07:58	0-2	0-2	0-0	0	0	0	0	0	0	1	0	0	0	0	-7
42	Harrison Hookfin	03:10	0-1	0-0	0-0	1	0	1	0	0	0	0	0	0	0	0	-11
Team						1	1	2			0		0				
Totals			19-38	7-19	3-4	6	10	16	7	6	48	15	4	5	0	2	8

Shooting By Period		
2 nd FG%	19-38	50.0%
3PT%	7-19	36.8%
FT%	3-4	75%
GM FG%	19-38	50.0%
3PT%	7-19	36.8%
FT%	3-4	75.0%

Dead Ball Rebounds: 1, 0

Technical Fouls::NONE

	BGSU	OSU
Biggest lead	0 (1 st 20:00)	42 (2 nd 6:10)
Best Scoring Run	9(2 nd 3:54)	7(2 nd 18:38)
Lead Changes	0	
Times Tied	0	
Time with Lead	00:00	19:40

Points from	BGSU	OSU
Turnovers	6	16
Paint	18	24
Second Chance	10	6
Fast Breaks	6	4
Bench	33	29

	Period by Period Scoring		
	1st	2nd	TOT
BGSU	18	40	58
OSU	41	48	89




Officials: Lewis Garrison, Edwin Young, Earl Walton

{ Players => 0, 1, 2, 3, 10, 14, 22, 23, 24, 25, 31, 32, 42, 50, 55; } FG
 Types => All; Results => All;

{ Players => 0, 1, 2, 3, 5, 10, 11, 12, 13, 15, 20, 21, 25, 32, 33, 55; } FG
 Types => All; Results => All;

Ohio State

Bowling Green



Ohio State	M/A	%
Field Goals	36/70	51
2 Points	24/38	63
3 Points	12/32	38
Free Throws	5/7	71

Bowling Green	M/A	%
Field Goals	24/61	39
2 Points	17/40	42
3 Points	7/21	33
Free Throws	3/8	38



Bowling Green at Ohio State

11/15/21 Value City Arena, Columbus, Ohio
Ohio State vs. Bowling Green

Game Time: 6:31 PM
Game Duration: 1:46
Attendance: 9,808

Officials: Lewis Garrison, Edwin Young, Earl Walton

Bowling Green

No	Name	Mins		Score		Points Diff		Points per Min		Assists		Rebounds		Steals		Turnovers	
		On	Off	On	Off	On	Off	On	Off	On	Off	On	Off	On	Off	On	Off
1	Brenton Mills	19:47	20:13	18 - 46	40 - 43	-28	-3	0.91	1.98	3	4	12	20	3	1	6	12
2	Josiah Fulcher	20:13	19:47	40 - 43	18 - 46	-3	-28	1.98	0.91	4	3	20	12	1	3	12	6
10	Cam Young	23:37	16:23	47 - 48	11 - 41	-1	-30	1.99	0.67	5	2	23	9	3	1	15	3
11	Trey Diggs	18:09	21:51	20 - 41	38 - 48	-21	-10	1.10	1.74	3	4	11	21	1	3	4	14
12	Isaac Elsasser	05:53	34:07	16 - 8	42 - 81	8	-39	2.72	1.23	1	6	11	21	0	4	3	15
13	Chandler Turner	21:51	18:09	38 - 48	20 - 41	-10	-21	1.74	1.10	4	3	21	11	3	1	14	4
15	Samari Curtis	23:34	16:26	43 - 47	15 - 42	-4	-27	1.82	0.91	5	2	22	10	2	2	15	3
20	Joe Reece	20:26	19:34	22 - 55	36 - 34	-33	2	1.08	1.84	3	4	14	18	1	3	5	13
25	Daewon Plowden	16:23	23:37	11 - 41	47 - 48	-30	-1	0.67	1.99	2	5	9	23	1	3	3	15
32	Gabe O'Neal	13:41	26:19	20 - 26	38 - 63	-6	-25	1.46	1.44	3	4	7	25	3	1	10	8
55	Myron Gordon	16:26	23:34	15 - 42	43 - 47	-27	-4	0.91	1.82	2	5	10	22	2	2	3	15

Ohio State

No	Name	Mins		Score		Points Diff		Points per Min		Assists		Rebounds		Steals		Turnovers	
		On	Off	On	Off	On	Off	On	Off	On	Off	On	Off	On	Off	On	Off
0	Meechie Johnson Jr.	25:02	14:58	59 - 45	30 - 13	14	17	2.36	2.00	18	9	21	22	7	1	7	5
1	Jimmy Sotos	14:09	25:51	33 - 37	56 - 21	-4	35	2.33	2.17	9	18	9	34	2	6	1	11
2	Cedric Russell	07:58	32:02	16 - 23	73 - 35	-7	38	2.01	2.28	5	22	4	39	2	6	1	11
3	Eugene Brown III	21:51	18:09	55 - 37	34 - 21	18	13	2.52	1.87	18	9	17	26	7	1	6	6
10	Justin Ahrens	17:46	22:14	40 - 15	49 - 43	25	6	2.25	2.20	13	14	27	16	2	6	7	5
22	Malaki Branham	21:30	18:30	47 - 20	42 - 38	27	4	2.19	2.27	12	15	29	14	2	6	8	4
23	Zed Key	20:20	19:40	49 - 18	40 - 40	31	0	2.41	2.03	16	11	25	18	2	6	4	8
25	Kyle Young	13:53	26:07	27 - 8	62 - 50	19	12	1.94	2.37	9	18	20	23	5	3	7	5
32	E.J. Liddell	19:52	20:08	48 - 25	41 - 33	23	8	2.42	2.04	15	12	22	21	3	5	6	6
42	Harrison Hookfin	03:10	36:50	0 - 11	89 - 47	-11	42	0.00	2.42	0	27	2	41	1	7	1	11
50	Joey Brunk	16:33	23:27	33 - 40	56 - 18	-7	38	1.99	2.39	8	19	13	30	4	4	6	6
55	Jamari Wheeler	17:56	22:04	38 - 11	51 - 47	27	4	2.12	2.31	12	15	26	17	3	5	6	6

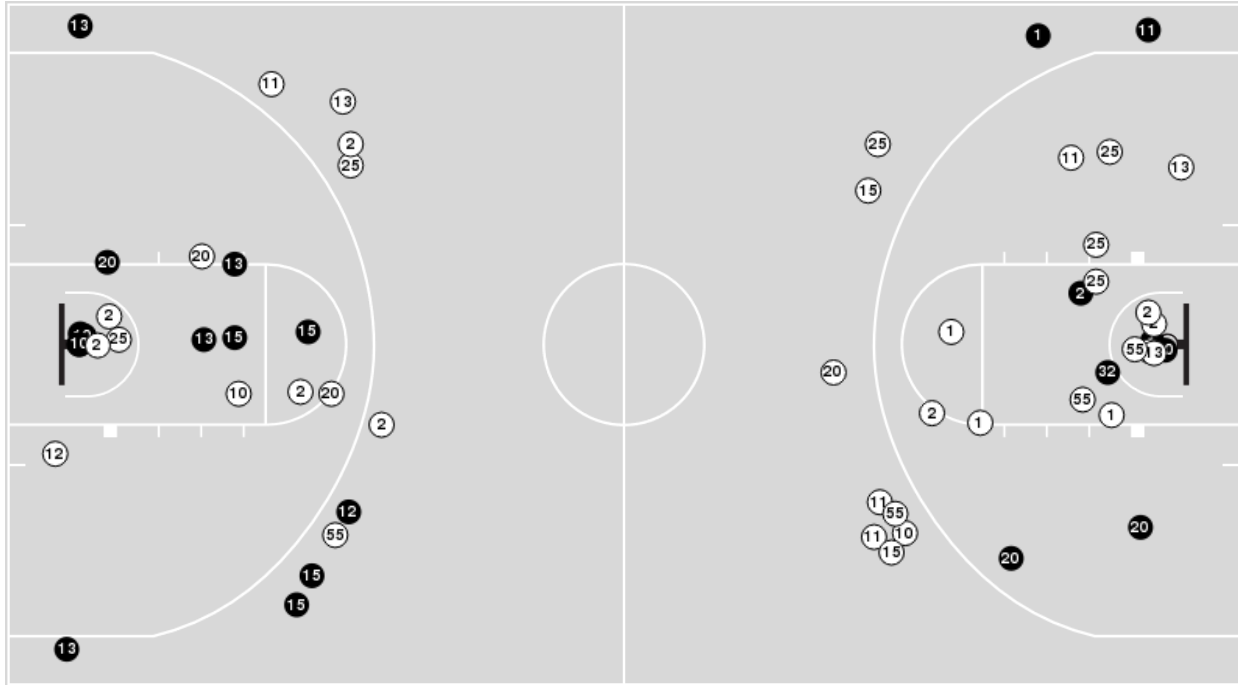


Officials: Lewis Garrison, Edwin Young, Earl Walton

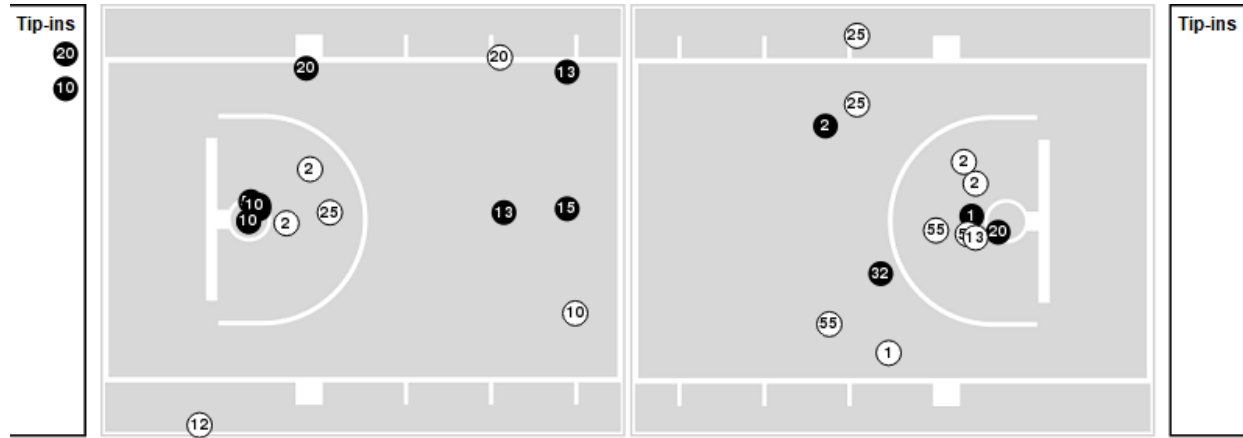
Players => 0, 1, 2, 3, 5, 10, 11, 12, 13, 15, 20, 21, 25, 32, 33, 55 FG Types=>All Results=>All

Bowling Green

All Field Goals



Blow Up Chart



● Made ○ Missed N - Player Number

Bowling Green	M/A	%
Field Goals	24/61	39
2 Points	17/40	42
3 Points	7/21	33
Free Throws	3/8	38

Bowling Green	M/A	%
Points in the Paint	26 (13 / 26)	50
Fast Break Points	8 (4/4)	100
Second Chance Points	12 (6/10)	60
Effective FG%	45	

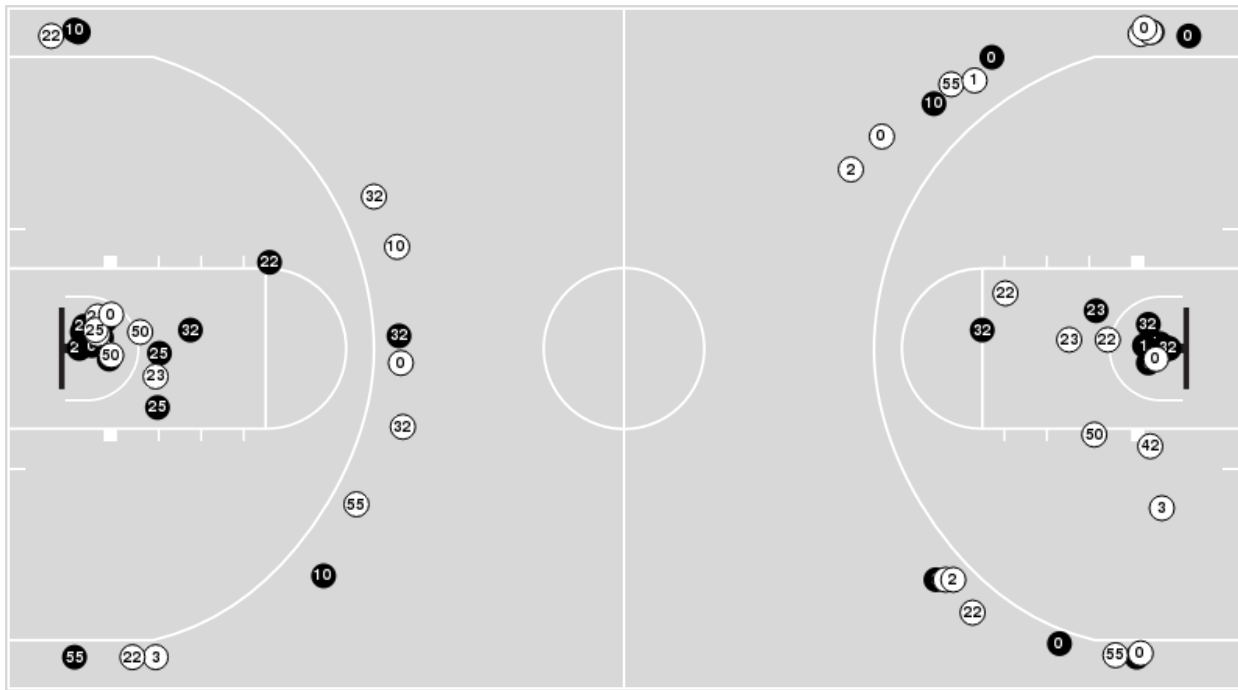


Officials: Lewis Garrison, Edwin Young, Earl Walton

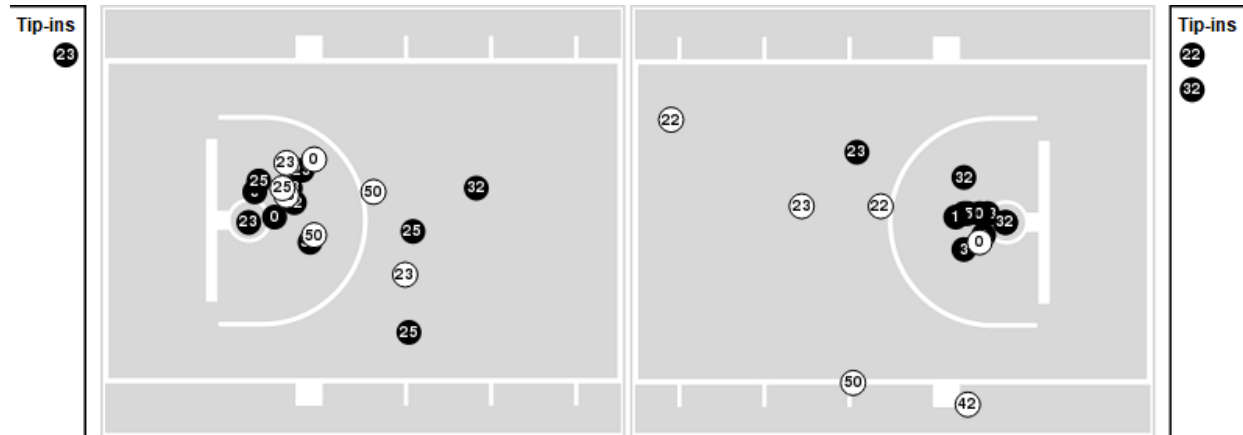
Players => 0, 1, 2, 3, 10, 14, 22, 23, 24, 25, 31, 32, 42, 50, 55 FG Types=>All Results=>All

Ohio State

All Field Goals



Blow Up Chart



● Made ○ Missed N - Player Number

Ohio State	M/A	%
Field Goals	36/70	51
2 Points	24/38	63
3 Points	12/32	38
Free Throws	5/7	71

Ohio State	M/A	%
Points in the Paint	46 (23 / 34)	68
Fast Break Points	8 (4/4)	100
Second Chance Points	13 (7/13)	54
Effective FG%	60	



Bowling Green at Ohio State

11/15/21 Value City Arena, Columbus, Ohio
Ohio State vs. Bowling Green

Game Time: 6:31 PM

Game Duration: 1:46

Attendance: 9,808

Officials: Lewis Garrison, Edwin Young, Earl Walton

Bowling Green

Lineup	Quarter On	Time On	Quarter Off	Time Off	Time on Court	Score	Score Diff	Reb	Stl	Tov	Ass	PPP
1- Mills B/ 11- Diggs T/ 20- Reece J/ 25- Plowden D/ 55- Gordon M/	1	20:00	1	16:14	03:46	0-8	-8	2	0	0	0	0.0000
1- Mills B/ 10- Young C/ 11- Diggs T/ 32- O'Neal G/ 55- Gordon M/	1	16:14	1	14:22	01:52	4-3	1	2	1	0	0	1.3333
2- Fulcher J/ 10- Young C/ 13- Turner C/ 15- Curtis S/ 32- O'Neal G/	1	14:22	1	12:33	01:49	0-2	-2	1	1	2	0	0.0000
2- Fulcher J/ 10- Young C/ 13- Turner C/ 15- Curtis S/ 20- Reece J/	1	12:33	1	10:51	01:42	0-2	-2	2	0	1	0	0.0000
1- Mills B/ 13- Turner C/ 20- Reece J/ 25- Plowden D/ 55- Gordon M/	1	10:51	1	08:24	02:27	0-7	-7	1	1	1	0	0.0000
1- Mills B/ 11- Diggs T/ 20- Reece J/ 25- Plowden D/ 55- Gordon M/	1	08:24	1	04:10	04:14	9-13	-4	2	0	0	2	1.1250
1- Mills B/ 11- Diggs T/ 15- Curtis S/ 25- Plowden D/ 32- O'Neal G/	1	04:10	1	02:21	01:49	0-2	-2	1	0	0	0	0.0000
2- Fulcher J/ 10- Young C/ 11- Diggs T/ 15- Curtis S/ 32- O'Neal G/	1	02:21	2	20:00	02:21	5-4	1	1	0	2	1	1.2500
1- Mills B/ 11- Diggs T/ 20- Reece J/ 25- Plowden D/ 55- Gordon M/	2	20:00	2	15:53	04:07	2-11	-9	3	0	2	0	0.2500
1- Mills B/ 10- Young C/ 13- Turner C/ 32- O'Neal G/ 55- Gordon M/	2	15:53	2	15:53	00:00	0-0	0	0	0	0	0	0.0000
1- Mills B/ 10- Young C/ 13- Turner C/ 15- Curtis S/ 32- O'Neal G/	2	15:53	2	14:21	01:32	3-2	1	1	1	3	1	0.6757
2- Fulcher J/ 10- Young C/ 13- Turner C/ 15- Curtis S/ 32- O'Neal G/	2	14:21	2	10:03	04:18	8-13	-5	1	0	3	1	1.1628
2- Fulcher J/ 10- Young C/ 13- Turner C/ 15- Curtis S/ 20- Reece J/	2	10:03	2	05:53	04:10	11-14	-3	4	0	1	1	1.5027
2- Fulcher J/ 10- Young C/ 12- Elsasser I/ 13- Turner C/ 15- Curtis S/	2	05:53	2	00:00	05:53	16-8	8	11	0	3	1	1.4545



Bowling Green at Ohio State

11/15/21 Value City Arena, Columbus, Ohio
Ohio State vs. Bowling Green

Game Time: 6:31 PM
Game Duration: 1:46
Attendance: 9,808

Officials: Lewis Garrison, Edwin Young, Earl Walton

Ohio State

Lineup	Quarter On	Time On	Quarter Off	Time Off	Time on Court	Score	Score Diff	Reb	Stl	Tov	Ass	PPP
10- Ahrens J/ 22- Branham M/ 23- Key Z/ 32- Liddell E/ 55- Wheeler J/	1	20:00	1	17:33	02:27	7-0	7	4	0	0	2	1.8041
10- Ahrens J/ 22- Branham M/ 32- Liddell E/ 50- Brunk J/ 55- Wheeler J/	1	17:33	1	14:22	03:11	4-4	0	4	0	3	1	0.6211
0- Johnson Jr. M/ 22- Branham M/ 23- Key Z/ 25- Young K/ 55- Wheeler J/	1	14:22	1	12:33	01:49	2-0	2	3	0	1	0	0.6667
0- Johnson Jr. M/ 3- Brown III E/ 10- Ahrens J/ 23- Key Z/ 25- Young K/	1	12:33	1	11:31	01:02	2-0	2	2	0	1	1	0.6667
0- Johnson Jr. M/ 3- Brown III E/ 10- Ahrens J/ 25- Young K/ 32- Liddell E/	1	11:31	1	08:24	03:07	7-0	7	5	2	2	3	1.4000
0- Johnson Jr. M/ 3- Brown III E/ 10- Ahrens J/ 32- Liddell E/ 50- Brunk J/	1	08:24	1	06:11	02:13	7-7	0	1	0	0	1	1.7500
10- Ahrens J/ 22- Branham M/ 23- Key Z/ 25- Young K/ 55- Wheeler J/	1	06:11	1	03:19	02:52	6-2	4	7	0	0	2	1.5000
3- Brown III E/ 22- Branham M/ 23- Key Z/ 25- Young K/ 55- Wheeler J/	1	03:19	1	01:24	01:55	4-0	4	1	1	1	1	1.3333
0- Johnson Jr. M/ 1- Sotos J/ 3- Brown III E/ 23- Key Z/ 32- Liddell E/	1	01:24	1	00:18	01:05	2-3	-1	0	0	0	1	1.0000
0- Johnson Jr. M/ 1- Sotos J/ 3- Brown III E/ 32- Liddell E/ 50- Brunk J/	1	00:18	2	20:00	00:19	0-2	-2	0	0	0	0	0.0000
10- Ahrens J/ 22- Branham M/ 23- Key Z/ 32- Liddell E/ 55- Wheeler J/	2	20:00	2	17:06	02:54	7-2	5	4	0	1	3	1.1667
0- Johnson Jr. M/ 3- Brown III E/ 23- Key Z/ 32- Liddell E/ 55- Wheeler J/	2	17:06	2	15:53	01:13	4-0	4	1	1	0	2	1.3333
0- Johnson Jr. M/ 3- Brown III E/ 25- Young K/ 50- Brunk J/ 55- Wheeler J/	2	15:53	2	14:55	00:58	2-3	-1	0	1	0	1	2.0000
0- Johnson Jr. M/ 3- Brown III E/ 22- Branham M/ 25- Young K/ 50- Brunk J/	2	14:55	2	12:45	02:10	4-3	1	2	1	2	1	0.8000
0- Johnson Jr. M/ 1- Sotos J/ 3- Brown III E/ 22- Branham M/ 50- Brunk J/	2	12:45	2	11:58	00:47	3-2	1	0	0	0	1	3.0000
1- Sotos J/ 3- Brown III E/ 22- Branham M/ 50- Brunk J/ 55- Wheeler J/	2	11:58	2	11:21	00:37	2-0	2	2	0	0	0	1.5152
0- Johnson Jr. M/ 1- Sotos J/ 22- Branham M/ 23- Key Z/ 32- Liddell E/	2	11:21	2	08:33	02:48	8-7	1	2	0	0	1	1.8018
0- Johnson Jr. M/ 1- Sotos J/ 3- Brown III E/ 23- Key Z/ 32- Liddell E/	2	08:33	2	07:58	00:35	2-0	2	1	0	0	1	2.0000
0- Johnson Jr. M/ 1- Sotos J/ 2- Russell C/ 3- Brown III E/ 23- Key Z/	2	07:58	2	06:18	01:40	5-4	1	0	0	0	2	1.6667
0- Johnson Jr. M/ 1- Sotos J/ 2- Russell C/ 3- Brown III E/ 50- Brunk J/	2	06:18	2	05:53	00:25	3-3	0	1	0	0	1	3.0000
0- Johnson Jr. M/ 1- Sotos J/ 2- Russell C/ 42- Hookfin H/ 50- Brunk J/	2	05:53	2	03:45	02:08	0-6	-6	2	1	1	0	0.0000
0- Johnson Jr. M/ 1- Sotos J/ 2- Russell C/ 3- Brown III E/ 50- Brunk J/	2	03:45	2	01:02	02:43	8-5	3	1	1	0	2	1.3333
1- Sotos J/ 2- Russell C/ 3- Brown III E/ 42- Hookfin H/ 50- Brunk J/	2	01:02	2	00:00	01:02	0-5	-5	0	0	0	0	0.0000



Bowling Green at Ohio State

11/15/21 Value City Arena, Columbus, Ohio
Ohio State vs. Bowling Green

Game Time: 6:31 PM
Game Duration: 1:46
Attendance: 9,808

Officials: Lewis Garrison, Edwin Young, Earl Walton

Bowling Green

Lineup	Time	Score	Score Diff	Pts/Min	Reb	Stl	Tov	Ass	PPP
1- Mills B/ 11- Diggs T/ 20- Reece J/ 25- Plowden D/ 55- Gordon M/	12:07	11-32	-21	0.9078	7	0	2	2	0.5027
2- Fulcher J/ 10- Young C/ 13- Turner C/ 15- Curtis S/ 32- O'Neal G/	06:07	8-15	-7	1.3079	2	1	5	1	0.7353
2- Fulcher J/ 10- Young C/ 12- Elsasser I/ 13- Turner C/ 15- Curtis S/	05:53	16-8	8	2.7195	11	0	3	1	1.4545
2- Fulcher J/ 10- Young C/ 13- Turner C/ 15- Curtis S/ 20- Reece J/	05:52	11-16	-5	1.8750	6	0	2	1	1.0659
1- Mills B/ 13- Turner C/ 20- Reece J/ 25- Plowden D/ 55- Gordon M/	02:27	0-7	-7	0.0000	1	1	1	0	0.0000
2- Fulcher J/ 10- Young C/ 11- Diggs T/ 15- Curtis S/ 32- O'Neal G/	02:21	5-4	1	2.1277	1	0	2	1	1.2500
1- Mills B/ 10- Young C/ 11- Diggs T/ 32- O'Neal G/ 55- Gordon M/	01:52	4-3	1	2.1429	2	1	0	0	1.3333
1- Mills B/ 11- Diggs T/ 15- Curtis S/ 25- Plowden D/ 32- O'Neal G/	01:49	0-2	-2	0.0000	1	0	0	0	0.0000
1- Mills B/ 10- Young C/ 13- Turner C/ 15- Curtis S/ 32- O'Neal G/	01:32	3-2	1	1.9565	1	1	3	1	0.6757
1- Mills B/ 10- Young C/ 13- Turner C/ 32- O'Neal G/ 55- Gordon M/	00:00	0-0	0	NaN	0	0	0	0	0.0000



Bowling Green at Ohio State

11/15/21 Value City Arena, Columbus, Ohio
Ohio State vs. Bowling Green

Game Time: 6:31 PM
Game Duration: 1:46
Attendance: 9,808

Officials: Lewis Garrison, Edwin Young, Earl Walton

Ohio State

Lineup	Time	Score	Score Diff	Pts/Min	Reb	Stl	Tov	Ass	PPP
10- Ahrens J/ 22- Branham M/ 23- Key Z/ 32- Liddell E/ 55- Wheeler J/	05:21	14-2	12	2.6168	8	0	1	5	1.4170
10- Ahrens J/ 22- Branham M/ 32- Liddell E/ 50- Brunk J/ 55- Wheeler J/	03:11	4-4	0	1.2565	4	0	3	1	0.6211
0- Johnson Jr. M/ 1- Sotos J/ 2- Russell C/ 3- Brown III E/ 50- Brunk J/	03:08	11-8	3	3.5106	2	1	0	3	1.5714
0- Johnson Jr. M/ 3- Brown III E/ 10- Ahrens J/ 25- Young K/ 32- Liddell E/	03:07	7-0	7	2.2460	5	2	2	3	1.4000
10- Ahrens J/ 22- Branham M/ 23- Key Z/ 25- Young K/ 55- Wheeler J/	02:52	6-2	4	2.0930	7	0	0	2	1.5000
0- Johnson Jr. M/ 1- Sotos J/ 22- Branham M/ 23- Key Z/ 32- Liddell E/	02:48	8-7	1	2.8571	2	0	0	1	1.8018
0- Johnson Jr. M/ 3- Brown III E/ 10- Ahrens J/ 32- Liddell E/ 50- Brunk J/	02:13	7-7	0	3.1579	1	0	0	1	1.7500
0- Johnson Jr. M/ 3- Brown III E/ 22- Branham M/ 25- Young K/ 50- Brunk J/	02:10	4-3	1	1.8462	2	1	2	1	0.8000
0- Johnson Jr. M/ 1- Sotos J/ 2- Russell C/ 42- Hookfin H/ 50- Brunk J/	02:08	0-6	-6	0.0000	2	1	1	0	0.0000
3- Brown III E/ 22- Branham M/ 23- Key Z/ 25- Young K/ 55- Wheeler J/	01:55	4-0	4	2.0870	1	1	1	1	1.3333
0- Johnson Jr. M/ 22- Branham M/ 23- Key Z/ 25- Young K/ 55- Wheeler J/	01:49	2-0	2	1.1009	3	0	1	0	0.6667
0- Johnson Jr. M/ 1- Sotos J/ 3- Brown III E/ 23- Key Z/ 32- Liddell E/	01:40	4-3	1	2.4000	1	0	0	2	1.3333
0- Johnson Jr. M/ 1- Sotos J/ 2- Russell C/ 3- Brown III E/ 23- Key Z/	01:40	5-4	1	3.0000	0	0	0	2	1.6667
0- Johnson Jr. M/ 3- Brown III E/ 23- Key Z/ 32- Liddell E/ 55- Wheeler J/	01:13	4-0	4	3.2877	1	1	0	2	1.3333
0- Johnson Jr. M/ 3- Brown III E/ 10- Ahrens J/ 23- Key Z/ 25- Young K/	01:02	2-0	2	1.9355	2	0	1	1	0.6667
1- Sotos J/ 2- Russell C/ 3- Brown III E/ 42- Hookfin H/ 50- Brunk J/	01:02	0-5	-5	0.0000	0	0	0	0	0.0000
0- Johnson Jr. M/ 3- Brown III E/ 25- Young K/ 50- Brunk J/ 55- Wheeler J/	00:58	2-3	-1	2.0690	0	1	0	1	2.0000
0- Johnson Jr. M/ 1- Sotos J/ 3- Brown III E/ 22- Branham M/ 50- Brunk J/	00:47	3-2	1	3.8298	0	0	0	1	3.0000
1- Sotos J/ 3- Brown III E/ 22- Branham M/ 50- Brunk J/ 55- Wheeler J/	00:37	2-0	2	3.2432	2	0	0	0	1.5152
0- Johnson Jr. M/ 1- Sotos J/ 3- Brown III E/ 32- Liddell E/ 50- Brunk J/	00:19	0-2	-2	0.0000	0	0	0	0	0.0000