



Officials: Kelly Pfeifer, Brian Dorsey, Edwin Young

Ohio State - 92

Record: 18-4 (12-4)

NO.	Name	Min	FG			Rebounds			Fouls		TP	AS	TO	ST	Blocks		+/-
			M-A	M-A	M-A	OR	DR	TOT	PF	FD					BS	BA	
10	Justin Ahrens	F 19:54	3-7	3-7	0-0	0	4	4	0	0	9	2	1	0	0	0	3
14	Justice Sueing	F 22:06	1-2	0-1	4-6	1	5	6	0	3	6	0	1	0	0	0	-2
25	Kyle Young	F 31:01	3-7	0-1	2-2	1	1	2	2	1	8	5	0	2	2	1	-2
32	E.J. Liddell	F 27:57	8-12	2-2	5-7	2	3	5	4	5	23	2	2	0	1	1	24
4	Duane Washington Jr.	G 29:24	6-9	4-5	5-5	0	3	3	2	4	21	1	2	0	0	0	4
13	CJ Walker	29:45	4-7	1-2	4-4	1	2	3	3	3	13	7	1	0	0	0	12
2	Musa Jallow	24:06	4-5	0-0	1-2	1	2	3	4	1	9	1	2	1	0	0	8
23	Zed Key	04:22	0-1	0-0	0-0	1	1	2	3	2	0	0	2	0	0	0	-11
31	Seth Towns	09:13	0-1	0-1	0-0	1	2	3	1	1	0	1	0	0	1	0	6
0	Meechie Johnson Jr.	01:06	0-0	0-0	0-0	0	0	0	1	0	0	0	0	0	0	0	2
3	Eugene Brown III	04:00	1-2	1-1	0-0	0	1	1	1	0	3	0	0	0	1	0	6
Team						0	0	0			0		1				
<b>Totals</b>			30-53	11-20	21-26	8	24	32	21	20	92	19	12	3	5	2	10

Shooting By Period		
1st FG%	17-26	65.4%
3PT%	6-9	66.7%
FT%	7-9	77.8%
2nd FG%	13-27	48.1%
3PT%	5-11	45.5%
FT%	14-17	82.4%
GM FG%	30-53	56.6%
3PT%	11-20	55.0%
FT%	21-26	80.8%

Dead Ball Rebounds: 2, 0

Technical Fouls::NONE

Penn State - 82

Record: 7-11 (4-10)

NO.	Name	Min	FG			Rebounds			Fouls		TP	AS	TO	ST	Blocks		+/-
			M-A	M-A	M-A	OR	DR	TOT	PF	FD					BS	BA	
21	John Harrar	F 20:52	4-8	0-0	1-2	2	3	5	5	4	9	2	0	1	0	1	-6
0	Myreon Jones	G 31:57	4-9	3-5	7-8	1	1	2	0	5	18	1	2	2	0	0	-9
2	Myles Dread	G 26:26	2-7	2-6	1-2	0	1	1	2	3	7	0	0	1	0	0	-22
5	Jamari Wheeler	G 35:55	4-8	3-4	0-0	1	6	7	2	0	11	4	1	1	0	2	0
12	Izaiah Brockington	G 35:39	5-11	0-2	2-2	1	1	2	2	3	12	7	0	0	1	0	-3
1	Seth Lundy	18:37	4-8	4-7	0-1	1	3	4	3	2	12	0	3	0	1	1	-1
3	Sam Sessoms	11:59	3-6	0-2	3-3	1	1	2	4	2	9	1	1	0	0	0	-8
15	Trent Buttrick	18:35	1-3	0-2	2-3	1	1	2	2	2	4	1	3	2	0	1	-1
Team						3	1	4			0		0				
<b>Totals</b>			27-60	12-28	16-21	11	18	29	20	21	82	16	10	7	2	5	-10

Shooting By Period		
1st FG%	15-28	53.6%
3PT%	7-13	53.8%
FT%	6-7	85.7%
2nd FG%	12-32	37.5%
3PT%	5-15	33.3%
FT%	10-14	71.4%
GM FG%	27-60	45.0%
3PT%	12-28	42.9%
FT%	16-21	76.2%

Dead Ball Rebounds: 3, 0

Technical Fouls::NONE

	OSU	PSU
Biggest lead	11 (2 <sup>nd</sup> 0:19)	8 (2 <sup>nd</sup> 14:53)
Best Scoring Run	15(2 <sup>nd</sup> 9:40)	9(1 <sup>st</sup> 5:43)
Lead Changes	3	
Times Tied	5	
Time with Lead	31:16	04:56

Points from	OSU	PSU
Turnovers	18	17
Paint	30	26
Second Chance	12	16
Fast Breaks	7	12
Bench	25	25

	Period by Period Scoring		
	1st	2nd	TOT
OSU	47	45	92
PSU	43	39	82



**Period 1**

**Quarter Starters:**

<b>PSU</b>	0 Jones M	2 Dread M	5 Wheeler J	12 Brockington I	21 Harrar J
<b>OSU</b>	4 Washington Jr. D	10 Ahrens J	14 Sueing J	25 Young K	32 Liddell E

Game Time	PSU	Score	Diff	OSU
20:00	21 HARRAR J jumpball won			32 LIDDELL E jumpball lost
19:39	0 JONES M 2pt FG in the paint, floating jump shot missed			
19:34				32 LIDDELL E defensive rebound (1)
19:16				25 YOUNG K 2pt FG in the paint, hook shot missed
19:12	5 WHEELER J defensive rebound (1)			
19:09	12 BROCKINGTON I 2pt FG fast break outside the paint, jump shot made (2)	2-0	2	
19:09	0 JONES M assist (1)			
18:50		2-3	-1	4 WASHINGTON JR. D 3pt FG , jump shot made (3)
18:50				10 AHRENS J assist (1)
18:33	12 BROCKINGTON I 2pt FG outside the paint, jump shot missed			
18:30				10 AHRENS J defensive rebound (1)
18:20		2-6	-4	10 AHRENS J 3pt FG , jump shot made (3)
18:20				32 LIDDELL E assist (1)
17:53	21 HARRAR J 2pt FG in the paint, dunk, blocked			
17:53				32 LIDDELL E block (1)
17:48				14 SUEING J defensive rebound (1)
17:43				25 YOUNG K 2pt FG in the paint, layup blocked
17:43	12 BROCKINGTON I block (1)			
17:36				25 YOUNG K offensive rebound (1)
17:33		2-9	-7	32 LIDDELL E 3pt FG second chance, jump shot made (3)
17:33				25 YOUNG K assist (1)
17:22	2 DREAD M 3pt FG , jump shot made (3)	5-9	-4	
17:22	12 BROCKINGTON I assist (1)			
16:59	2 DREAD M foul shooting (1 - 1)			32 LIDDELL E foul drawn (1)
16:59		5-10	-5	32 LIDDELL E free throw 1 - 2 made (4)
16:59	2 DREAD M substitution out			
16:59	1 LUNDY S substitution in			
16:59		5-11	-6	32 LIDDELL E free throw 2 - 2 made (5)
16:42	0 JONES M turnover bad pass (1)			25 YOUNG K steal (1)
16:17				14 SUEING J 3pt FG from turnover, jump shot missed
16:13	5 WHEELER J defensive rebound (2)			
16:05	21 HARRAR J 2pt FG in the paint, layup made (2)	7-11	-4	
15:44				25 YOUNG K 2pt FG in the paint, hook shot missed
15:41	21 HARRAR J defensive rebound (1)			
15:32	21 HARRAR J 2pt FG in the paint, layup made (4)	9-11	-2	
15:32	12 BROCKINGTON I assist (2)			
15:14	21 HARRAR J foul personal (1 - 2)			32 LIDDELL E foul drawn (2)
15:14				Timeout media
15:14	0 JONES M substitution out			
15:14	21 HARRAR J substitution out			
15:14	3 SESSOMS S substitution in			
15:14	15 BUTTRICK T substitution in			



Official Basketball Play by Play - First Half  
**Ohio State at Penn State**  
 02/18/21 Bryce Jordan Center, University Park, Pa.  
 2020-21 Men's Basketball

**Game Time:** 8:00 PM  
**Game Duration:** 2:12  
**Attendance:** 244

**Officials:** Kelly Pfeifer, Brian Dorsey, Edwin Young

Game Time	PSU	Score	Diff	OSU
15:14				4 WASHINGTON JR. D substitution out
15:14				13 WALKER C substitution in
15:01	15 BUTTRICK T steal (1)			10 AHRENS J turnover bad pass (1)
14:54	15 BUTTRICK T 3pt FG from turnover, jump shot missed			
14:51				14 SUEING J defensive rebound (2)
14:35		<b>9-13</b>	<b>-4</b>	32 LIDDELL E 2pt FG in the paint, layup made (7)
14:35				25 YOUNG K assist (2)
14:06	15 BUTTRICK T turnover dribbling violation (1)			
14:06	12 BROCKINGTON I substitution out			
14:06	2 DREAD M substitution in			
14:06				25 YOUNG K substitution out
14:06				2 JALLOW M substitution in
13:41		<b>9-16</b>	<b>-7</b>	10 AHRENS J 3pt FG from turnover, jump shot made (6)
13:41				13 WALKER C assist (1)
13:32	3 SESSOMS S 2pt FG in the paint, driving layup made (2)	<b>11-16</b>	<b>-5</b>	
13:32	3 SESSOMS S foul drawn (1)			13 WALKER C foul shooting (1 - 1)
13:32	3 SESSOMS S free throw 1 - 1 made (3)	<b>12-16</b>	<b>-4</b>	
13:13		<b>12-18</b>	<b>-6</b>	14 SUEING J 2pt FG in the paint, driving layup made (2)
12:54	3 SESSOMS S turnover lost ball (1)			2 JALLOW M steal (1)
12:42		<b>12-20</b>	<b>-8</b>	2 JALLOW M 2pt FG from turnover in the paint, dunk, made (2)
12:42				32 LIDDELL E assist (2)
12:42	Timeout 30 Sec			
12:42	5 WHEELER J substitution out			
12:42	15 BUTTRICK T substitution out			
12:42	0 JONES M substitution in			
12:42	21 HARRAR J substitution in			
12:42				10 AHRENS J substitution out
12:42				32 LIDDELL E substitution out
12:42				4 WASHINGTON JR. D substitution in
12:42				25 YOUNG K substitution in
12:34	1 LUNDY S turnover out of bounds (1)			
12:34				14 SUEING J substitution out
12:34				23 KEY Z substitution in
12:21		<b>12-22</b>	<b>-10</b>	13 WALKER C 2pt FG from turnover in the paint, jump shot made (2)
11:59	21 HARRAR J 2pt FG in the paint, layup made (6)	<b>14-22</b>	<b>-8</b>	
11:40	21 HARRAR J foul drawn (1)			23 KEY Z foul offensive (1 - 2)
11:40				23 KEY Z turnover offensive (1)
11:40				Timeout media
11:40	1 LUNDY S substitution out			
11:40	12 BROCKINGTON I substitution in			
11:32	3 SESSOMS S substitution out			
11:32	5 WHEELER J substitution in			
11:22	0 JONES M 3pt FG from turnover, jump shot made (3)	<b>17-22</b>	<b>-5</b>	
11:22	21 HARRAR J assist (1)			
11:01	0 JONES M steal (1)			2 JALLOW M turnover lost ball (1)
10:53	21 HARRAR J foul drawn (2)			23 KEY Z foul personal (2 - 3)
10:53				23 KEY Z substitution out
10:53				32 LIDDELL E substitution in



Official Basketball Play by Play - First Half  
**Ohio State at Penn State**  
 02/18/21 Bryce Jordan Center, University Park, Pa.  
 2020-21 Men's Basketball

**Game Time:** 8:00 PM  
**Game Duration:** 2:12  
**Attendance:** 244

**Officials:** Kelly Pfeifer, Brian Dorsey, Edwin Young

Game Time	PSU	Score	Diff	OSU
10:50	0 JONES M 2pt FG outside the paint, jump shot missed			
10:46				32 LIDDELL E defensive rebound (2)
10:34		<b>17-25</b>	<b>-8</b>	4 WASHINGTON JR. D 3pt FG , jump shot made (6)
10:34				13 WALKER C assist (2)
10:00	12 BROCKINGTON I 2pt FG outside the paint, jump shot made (4)	<b>19-25</b>	<b>-6</b>	
10:00	21 HARRAR J assist (2)			
09:36		<b>19-27</b>	<b>-8</b>	25 YOUNG K 2pt FG in the paint, layup made (2)
09:36				4 WASHINGTON JR. D assist (1)
09:06	5 WHEELER J 3pt FG , jump shot made (3)	<b>22-27</b>	<b>-5</b>	
09:06	12 BROCKINGTON I assist (3)			
08:41		<b>22-29</b>	<b>-7</b>	32 LIDDELL E 2pt FG outside the paint, jump shot made (9)
08:41				13 WALKER C assist (3)
08:19	0 JONES M turnover travel (2)			
08:19	2 DREAD M substitution out			
08:19	21 HARRAR J substitution out			
08:19	1 LUNDY S substitution in			
08:19	15 BUTTRICK T substitution in			
08:19				13 WALKER C substitution out
08:19				14 SUEING J substitution in
08:19				2 JALLOW M substitution out
08:19				25 YOUNG K substitution out
08:19				13 WALKER C substitution in
08:19				31 TOWNS S substitution in
07:53		<b>22-31</b>	<b>-9</b>	32 LIDDELL E 2pt FG from turnover outside the paint, jump shot made (11)
07:35	1 LUNDY S 3pt FG , jump shot made (3)	<b>25-31</b>	<b>-6</b>	
07:13				32 LIDDELL E 2pt FG in the paint, layup missed
07:11	15 BUTTRICK T defensive rebound (1)			
07:07	0 JONES M 3pt FG , jump shot missed			
07:03				14 SUEING J defensive rebound (3)
06:54	0 JONES M steal (2)			32 LIDDELL E turnover lost ball (1)
06:48	Timeout media			
06:48	0 JONES M substitution out			
06:48	3 SESSOMS S substitution in			
06:34	3 SESSOMS S 3pt FG from turnover, jump shot missed			
06:30	15 BUTTRICK T offensive rebound (2)			
06:18	5 WHEELER J 3pt FG from turnover second chance, jump shot made (6)	<b>28-31</b>	<b>-3</b>	
06:18	3 SESSOMS S assist (1)			
05:51				32 LIDDELL E 2pt FG in the paint, layup blocked
05:51	1 LUNDY S block (1)			
05:46	5 WHEELER J defensive rebound (3)			
05:43	5 WHEELER J 3pt FG fast break, jump shot made (9)	<b>31-31</b>	<b>0</b>	
05:43	12 BROCKINGTON I assist (4)			
05:42				Timeout 30 Sec
05:42				13 WALKER C substitution out
05:42				14 SUEING J substitution out
05:42				31 TOWNS S substitution out
05:42				2 JALLOW M substitution in



Official Basketball Play by Play - First Half  
**Ohio State at Penn State**  
 02/18/21 Bryce Jordan Center, University Park, Pa.  
 2020-21 Men's Basketball

**Game Time:** 8:00 PM  
**Game Duration:** 2:12  
**Attendance:** 244

**Officials:** Kelly Pfeifer, Brian Dorsey, Edwin Young

Game Time	PSU	Score	Diff	OSU
05:42				10 AHRENS J substitution in
05:42				25 YOUNG K substitution in
05:31				4 WASHINGTON JR. D 3pt FG , jump shot missed
05:26	3 SESSOMS S defensive rebound (1)			
05:24	1 LUNDY S turnover out of bounds (2)			
05:06				10 AHRENS J 3pt FG from turnover, jump shot missed
05:02				32 LIDDELL E offensive rebound (3)
05:02	1 LUNDY S foul shooting (1 - 3)			32 LIDDELL E foul drawn (3)
05:02				32 LIDDELL E free throw 1 - 2 missed
05:02				offensive dead ball rebound (1)
05:02		<b>31-32</b>	<b>-1</b>	32 LIDDELL E free throw 2 - 2 made (12)
04:53	12 BROCKINGTON I 2pt FG in the paint, layup missed			
04:49				25 YOUNG K defensive rebound (2)
04:48	3 SESSOMS S foul shooting (1 - 4)			2 JALLOW M foul drawn (1)
04:48				2 JALLOW M free throw fast break 1 - 2 missed
04:48				offensive dead ball rebound (2)
04:48	1 LUNDY S substitution out			
04:48	15 BUTTRICK T substitution out			
04:48	2 DREAD M substitution in			
04:48	21 HARRAR J substitution in			
04:48		<b>31-33</b>	<b>-2</b>	2 JALLOW M free throw fast break 2 - 2 made (3)
04:20	21 HARRAR J 2pt FG in the paint, layup missed			
04:19	21 HARRAR J offensive rebound (2)			
04:19	21 HARRAR J foul drawn (3)			32 LIDDELL E foul shooting (1 - 4)
04:19	21 HARRAR J free throw 1 - 2 missed			
04:19	offensive dead ball rebound (1)			
04:19	21 HARRAR J free throw 2 - 2 made (7)	<b>32-33</b>	<b>-1</b>	
04:01		<b>32-35</b>	<b>-3</b>	25 YOUNG K 2pt FG in the paint, layup made (4)
04:01				2 JALLOW M assist (1)
03:48	2 DREAD M 3pt FG , jump shot missed			
03:45				10 AHRENS J defensive rebound (2)
03:39	2 DREAD M steal (1)			4 WASHINGTON JR. D turnover bad pass (1)
03:30	5 WHEELER J 2pt FG from turnover in the paint, driving layup made (11)	<b>34-35</b>	<b>-1</b>	
03:30	Timeout media			
03:30	3 SESSOMS S substitution out			
03:30	0 JONES M substitution in			
03:30				4 WASHINGTON JR. D substitution out
03:30				13 WALKER C substitution in
03:11		<b>34-37</b>	<b>-3</b>	32 LIDDELL E 2pt FG in the paint, jump shot made (14)
03:11				13 WALKER C assist (4)
02:41	12 BROCKINGTON I 3pt FG , jump shot missed			
02:35	5 WHEELER J offensive rebound (4)			
02:33	12 BROCKINGTON I foul drawn (1)			2 JALLOW M foul personal (1 - 5)
02:33				32 LIDDELL E substitution out
02:33				23 KEY Z substitution in
02:16	0 JONES M 3pt FG second chance, jump shot made (6)	<b>37-37</b>	<b>0</b>	
02:16	5 WHEELER J assist (1)			
01:46		<b>37-39</b>	<b>-2</b>	2 JALLOW M 2pt FG outside the paint, floating jump shot made (5)



Official Basketball Play by Play - First Half  
**Ohio State at Penn State**  
 02/18/21 Bryce Jordan Center, University Park, Pa.  
 2020-21 Men's Basketball

**Game Time:** 8:00 PM  
**Game Duration:** 2:12  
**Attendance:** 244

**Officials:** Kelly Pfeifer, Brian Dorsey, Edwin Young

Game Time	PSU	Score	Diff	OSU
01:46				25 YOUNG K assist (3)
01:30	5 WHEELER J 2pt FG in the paint, layup missed			
01:26	21 HARRAR J offensive rebound (3)			
01:26	21 HARRAR J 2pt FG second chance in the paint, layup made (9)	<b>39-39</b>	<b>0</b>	
01:12				13 WALKER C 2pt FG outside the paint, jump shot missed
01:10				23 KEY Z offensive rebound (1)
01:10	21 HARRAR J foul personal (2 - 5)			23 KEY Z foul drawn (1)
01:10	21 HARRAR J substitution out			
01:10	15 BUTTRICK T substitution in			
01:10				23 KEY Z substitution out
01:10				32 LIDDELL E substitution in
01:06		<b>39-41</b>	<b>-2</b>	32 LIDDELL E 2pt FG second chance in the paint, layup made (16)
01:06				10 AHRENS J assist (2)
01:06	12 BROCKINGTON I foul shooting (1 - 6)			32 LIDDELL E foul drawn (4)
01:06	12 BROCKINGTON I substitution out			
01:06	1 LUNDY S substitution in			
01:06				10 AHRENS J substitution out
01:06				25 YOUNG K substitution out
01:06				0 JOHNSON JR. M substitution in
01:06				31 TOWNS S substitution in
01:06		<b>39-42</b>	<b>-3</b>	32 LIDDELL E free throw 1 - 1 made (17)
00:49	0 JONES M foul drawn (1)			0 JOHNSON JR. M foul shooting (1 - 6)
00:49	0 JONES M free throw 1 - 2 made (7)	<b>40-42</b>	<b>-2</b>	
00:49	0 JONES M free throw 2 - 2 made (8)	<b>41-42</b>	<b>-1</b>	
00:41	5 WHEELER J foul personal (1 - 7)			13 WALKER C foul drawn (1)
00:41	5 WHEELER J substitution out			
00:41	3 SESSOMS S substitution in			
00:41		<b>41-43</b>	<b>-2</b>	13 WALKER C 1&1 free throw 1 made (3)
00:41		<b>41-44</b>	<b>-3</b>	13 WALKER C 1&1 free throw 2 made (4)
00:14	0 JONES M 3pt FG , jump shot missed			
00:09	1 LUNDY S offensive rebound (1)			
00:08	3 SESSOMS S foul drawn (2)			2 JALLOW M foul shooting (2 - 7)
00:08				2 JALLOW M substitution out
00:08				10 AHRENS J substitution in
00:08	3 SESSOMS S free throw 1 - 2 made (4)	<b>42-44</b>	<b>-2</b>	
00:08	3 SESSOMS S free throw 2 - 2 made (5)	<b>43-44</b>	<b>-1</b>	
00:08	3 SESSOMS S substitution out			
00:08	12 BROCKINGTON I substitution in			
00:00		<b>43-47</b>	<b>-4</b>	10 AHRENS J 3pt FG , jump shot made (9)
00:00				31 TOWNS S assist (1)
<b>END OF PERIOD</b>				
<b>PSU 43-47 OSU</b>				



Officials: Kelly Pfeifer, Brian Dorsey, Edwin Young

Ohio State - 47

NO.	Name	F	Min	FG			Rebounds			Fouls		TP	AS	TO	ST	Blocks		+/-
				M-A	M-A	M-A	OR	DR	TOT	PF	FD					BS	BA	
10	Justin Ahrens	F	12:03	3-4	3-4	0-0	0	2	2	0	0	9	2	1	0	0	0	11
14	Justice Sueing	F	10:03	1-2	0-1	0-0	0	3	3	0	0	2	0	0	0	0	0	1
25	Kyle Young	F	14:53	2-5	0-0	0-0	1	1	2	0	0	4	3	0	1	0	1	5
32	E.J. Liddell	F	16:48	6-8	1-1	4-5	1	2	3	1	4	17	2	1	0	1	1	10
4	Duane Washington Jr.	G	13:58	2-3	2-3	0-0	0	0	0	0	0	6	1	1	0	0	0	-5
13	CJ Walker		13:02	1-2	0-0	2-2	0	0	0	1	1	4	4	0	0	0	0	1
2	Musa Jallow		11:20	2-2	0-0	1-2	0	0	0	2	1	5	1	1	1	0	0	6
23	Zed Key		03:04	0-0	0-0	0-0	1	0	1	2	1	0	0	1	0	0	0	-6
31	Seth Towns		03:43	0-0	0-0	0-0	0	0	0	0	0	0	1	0	0	0	0	-5
0	Meechie Johnson Jr.		01:06	0-0	0-0	0-0	0	0	0	1	0	0	0	0	0	0	0	2
Team							0	0	0			0						
<b>Totals</b>				17-26	6-9	7-9	3	8	11	7	7	47	14	5	2	1	2	4

Shooting By Period		
1st FG%	17-26	65.4%
3PT%	6-9	66.7%
FT%	7-9	77.8%
GM FG%	17-26	65.4%
3PT%	6-9	66.7%
FT%	7-9	77.8%

Dead Ball Rebounds: 2, 0

Technical Fouls::NONE

Penn State - 43

NO.	Name	F	Min	FG			Rebounds			Fouls		TP	AS	TO	ST	Blocks		+/-
				M-A	M-A	M-A	OR	DR	TOT	PF	FD					BS	BA	
21	John Harrar	F	12:47	4-6	0-0	1-2	2	1	3	2	3	9	2	0	0	0	1	0
0	Myreon Jones	G	14:10	2-6	2-4	2-2	0	0	0	0	1	8	1	2	2	0	0	-3
2	Myles Dread	G	13:36	1-2	1-2	0-0	0	0	0	1	0	3	0	0	1	0	0	-11
5	Jamari Wheeler	G	18:09	4-5	3-3	0-0	1	3	4	1	0	11	1	0	0	0	0	-1
12	Izaiah Brockington	G	16:37	2-5	0-1	0-0	0	0	0	1	1	4	4	0	0	1	0	-1
1	Seth Lundy		09:56	1-1	1-1	0-0	1	0	1	1	0	3	0	2	0	1	0	1
3	Sam Sessoms		07:32	1-2	0-1	3-3	0	1	1	1	2	5	1	1	0	0	0	-1
15	Trent Buttrick		07:13	0-1	0-1	0-0	1	1	2	0	0	0	0	1	1	0	0	-4
Team							0	0	0			0						
<b>Totals</b>				15-28	7-13	6-7	5	6	11	7	7	43	9	6	4	2	1	-4

Shooting By Period		
1st FG%	15-28	53.6%
3PT%	7-13	53.8%
FT%	6-7	85.7%
GM FG%	15-28	53.6%
3PT%	7-13	53.8%
FT%	6-7	85.7%

Dead Ball Rebounds: 1, 0

Technical Fouls::NONE

	OSU	PSU
Biggest lead	10 (1 <sup>st</sup> 12:21)	2 (1 <sup>st</sup> 19:09)
Best Scoring Run	9 (1 <sup>st</sup> 17:33)	9 (1 <sup>st</sup> 5:43)
Lead Changes	1	
Times Tied	3	
Time with Lead	17:19	00:19

Points from	OSU	PSU
Turnovers	10	8
Paint	16	12
Second Chance	7	11
Fast Breaks	1	5
Bench	9	8

	Period by Period Scoring		
	1st	2nd	TOT
OSU	47	45	92
PSU	43	39	82



**Officials:** Kelly Pfeifer, Brian Dorsey, Edwin Young

**Period 2**

**Quarter Starters:**

<b>PSU</b>	0 Jones M	2 Dread M	5 Wheeler J	12 Brockington I	21 Harrar J
<b>OSU</b>	4 Washington Jr. D	10 Ahrens J	14 Sueing J	25 Young K	32 Liddell E

Game Time	PSU	Score	Diff	OSU
20:00	1 LUNDY S substitution out			
20:00	15 BUTTRICK T substitution out			
20:00	5 WHEELER J substitution in			
20:00	21 HARRAR J substitution in			
20:00				0 JOHNSON JR. M substitution out
20:00				13 WALKER C substitution out
20:00				31 TOWNS S substitution out
20:00				4 WASHINGTON JR. D substitution in
20:00				14 SUEING J substitution in
20:00				25 YOUNG K substitution in
19:42				4 WASHINGTON JR. D 2pt FG in the paint, jump shot missed
19:37	21 HARRAR J defensive rebound (4)			
19:28	0 JONES M 2pt FG in the paint, driving layup made (10)	<b>45-47</b>	<b>-2</b>	
19:28	5 WHEELER J assist (2)			
19:10				32 LIDDELL E 2pt FG outside the paint, jump shot missed
19:06	21 HARRAR J defensive rebound (5)			
18:57	21 HARRAR J 2pt FG outside the paint, jump shot missed			
18:52				10 AHRENS J defensive rebound (3)
18:44				10 AHRENS J 3pt FG , jump shot missed
18:42	12 BROCKINGTON I defensive rebound (1)			
18:42	12 BROCKINGTON I foul drawn (2)			32 LIDDELL E foul personal (2 - 1)
18:28	2 DREAD M 3pt FG , jump shot missed			
18:20				14 SUEING J defensive rebound (4)
18:10				4 WASHINGTON JR. D 2pt FG outside the paint, jump shot missed
18:05	2 DREAD M defensive rebound (1)			
18:02	12 BROCKINGTON I 2pt FG fast break in the paint, alleyoop made (6)	<b>47-47</b>	<b>0</b>	
18:02	5 WHEELER J assist (3)			
17:38		<b>47-49</b>	<b>-2</b>	32 LIDDELL E 2pt FG in the paint, layup made (19)
17:21	5 WHEELER J 3pt FG , jump shot missed			
17:19	offensive dead ball rebound (2)			
17:19	21 HARRAR J foul drawn (4)			32 LIDDELL E foul personal (3 - 2)
17:19	2 DREAD M substitution out			
17:19	1 LUNDY S substitution in			
17:19				32 LIDDELL E substitution out
17:19				23 KEY Z substitution in
17:13	12 BROCKINGTON I 2pt FG second chance in the paint, jump shot missed			
17:10	12 BROCKINGTON I offensive rebound (2)			
17:07	1 LUNDY S 3pt FG second chance, jump shot made (6)	<b>50-49</b>	<b>1</b>	
17:07	12 BROCKINGTON I assist (5)			
16:44				23 KEY Z 2pt FG outside the paint, hook shot missed
16:43	defensive rebound (17)			





**Ohio State at Penn State**

02/18/21 Bryce Jordan Center, University Park, Pa.  
2020-21 Men's Basketball

**Game Time:** 8:00 PM  
**Game Duration:** 2:12  
**Attendance:** 244

**Officials:** Kelly Pfeifer, Brian Dorsey, Edwin Young

Game Time	PSU	Score	Diff	OSU
16:43				4 WASHINGTON JR. D substitution out
16:43				14 SUEING J substitution out
16:43				2 JALLOW M substitution in
16:43				13 WALKER C substitution in
16:30	1 LUNDY S 3pt FG , jump shot missed			
16:27				23 KEY Z defensive rebound (2)
16:27	1 LUNDY S foul personal (2 - 1)			23 KEY Z foul drawn (2)
16:27	21 HARRAR J substitution out			
16:27	15 BUTTRICK T substitution in			
16:14				23 KEY Z turnover 3 seconds (2)
16:01	15 BUTTRICK T 2pt FG from turnover in the paint, layup made (2)	<b>52-49</b>	<b>3</b>	
16:01	12 BROCKINGTON I assist (6)			
16:01	15 BUTTRICK T foul drawn (1)			23 KEY Z foul shooting (3 - 3)
16:01				23 KEY Z substitution out
16:01				31 TOWNS S substitution in
16:01	15 BUTTRICK T free throw 1 - 1 made (3)	<b>53-49</b>	<b>4</b>	
15:36		<b>53-51</b>	<b>2</b>	2 JALLOW M 2pt FG in the paint, layup made (7)
15:36				25 YOUNG K assist (4)
15:29	1 LUNDY S 3pt FG fast break, jump shot made (9)	<b>56-51</b>	<b>5</b>	
15:29	15 BUTTRICK T assist (1)			
15:11				10 AHRENS J 3pt FG , jump shot missed
15:09	1 LUNDY S defensive rebound (2)			
15:09	1 LUNDY S foul drawn (1)			25 YOUNG K foul personal (1 - 4)
15:09	Timeout media			
15:09				10 AHRENS J substitution out
15:09				4 WASHINGTON JR. D substitution in
15:09	0 JONES M substitution out			
15:09	3 SESSOMS S substitution in			
14:53	1 LUNDY S 3pt FG , jump shot made (12)	<b>59-51</b>	<b>8</b>	
14:18		<b>59-54</b>	<b>5</b>	13 WALKER C 3pt FG , jump shot made (7)
14:04	3 SESSOMS S 2pt FG in the paint, driving layup made (7)	<b>61-54</b>	<b>7</b>	
13:49				13 WALKER C 3pt FG , jump shot missed
13:45				2 JALLOW M offensive rebound (1)
13:43				31 TOWNS S 3pt FG second chance, jump shot missed
13:38	5 WHEELER J defensive rebound (5)			
13:31	15 BUTTRICK T 3pt FG , jump shot blocked			
13:31				31 TOWNS S block (1)
13:23				4 WASHINGTON JR. D defensive rebound (1)
13:23	15 BUTTRICK T foul shooting (1 - 2)			13 WALKER C foul drawn (2)
13:23		<b>61-55</b>	<b>6</b>	13 WALKER C free throw fast break 1 - 2 made (8)
13:23	1 LUNDY S substitution out			
13:23	15 BUTTRICK T substitution out			
13:23	2 DREAD M substitution in			
13:23	21 HARRAR J substitution in			
13:23				25 YOUNG K substitution out
13:23				32 LIDDELL E substitution in
13:23		<b>61-56</b>	<b>5</b>	13 WALKER C free throw fast break 2 - 2 made (9)
13:09	12 BROCKINGTON I 2pt FG outside the paint, jump shot missed			



**Ohio State at Penn State**

02/18/21 Bryce Jordan Center, University Park, Pa.  
2020-21 Men's Basketball

**Game Time:** 8:00 PM  
**Game Duration:** 2:12  
**Attendance:** 244

**Officials:** Kelly Pfeifer, Brian Dorsey, Edwin Young

Game Time	PSU	Score	Diff	OSU
13:05				31 TOWNS S defensive rebound (1)
12:56				2 JALLOW M 2pt FG in the paint, layup missed
12:56				31 TOWNS S offensive rebound (2)
12:56	21 HARRAR J foul personal (3 - 3)			31 TOWNS S foul drawn (1)
12:56	5 WHEELER J substitution out			
12:56	0 JONES M substitution in			
12:52		<b>61-58</b>	<b>3</b>	4 WASHINGTON JR. D 2pt FG second chance in the paint, turnaround jump shot made (8)
12:52	3 SESSOMS S foul shooting (2 - 4)			4 WASHINGTON JR. D foul drawn (1)
12:52		<b>61-59</b>	<b>2</b>	4 WASHINGTON JR. D free throw 1 - 1 made (9)
12:37	3 SESSOMS S 2pt FG outside the paint, jump shot missed			
12:32				13 WALKER C defensive rebound (1)
12:30		<b>61-61</b>	<b>0</b>	13 WALKER C 2pt FG fast break in the paint, driving layup made (11)
12:16	2 DREAD M foul drawn (1)			2 JALLOW M foul personal (3 - 5)
12:16				2 JALLOW M substitution out
12:16				3 BROWN III E substitution in
12:16	12 BROCKINGTON I substitution out			
12:16	1 LUNDY S substitution in			
12:10	0 JONES M 2pt FG outside the paint, jump shot missed			
12:06				31 TOWNS S defensive rebound (3)
11:56	21 HARRAR J steal (1)			4 WASHINGTON JR. D turnover bad pass (2)
11:46	1 LUNDY S 3pt FG from turnover, jump shot missed			
11:42				13 WALKER C defensive rebound (2)
11:28		<b>61-64</b>	<b>-3</b>	4 WASHINGTON JR. D 3pt FG , jump shot made (12)
11:28				13 WALKER C assist (5)
11:28	3 SESSOMS S foul shooting (3 - 5)			4 WASHINGTON JR. D foul drawn (2)
11:28	Timeout media			
11:28	3 SESSOMS S substitution out			
11:28	5 WHEELER J substitution in			
11:28		<b>61-65</b>	<b>-4</b>	4 WASHINGTON JR. D free throw 1 - 1 made (13)
11:18	2 DREAD M substitution out			
11:18	12 BROCKINGTON I substitution in			
11:03	21 HARRAR J 2pt FG in the paint, layup missed			
11:01	0 JONES M offensive rebound (1)			
11:01	0 JONES M foul drawn (2)			13 WALKER C foul personal (2 - 6)
10:58	1 LUNDY S foul offensive (3 - 6)			13 WALKER C foul drawn (3)
10:58	1 LUNDY S turnover offensive (3)			
10:45				13 WALKER C 2pt FG from turnover in the paint, layup missed
10:42				13 WALKER C offensive rebound (3)
10:40				3 BROWN III E 2pt FG from turnover second chance in the paint, floating jump shot missed
10:38				32 LIDDELL E offensive rebound (4)
10:38	21 HARRAR J foul shooting (4 - 7)			32 LIDDELL E foul drawn (5)
10:38		<b>61-66</b>	<b>-5</b>	32 LIDDELL E free throw 1 - 2 made (20)
10:38	1 LUNDY S foul drawn (2)			31 TOWNS S foul personal (1 - 7)
10:38	1 LUNDY S 1&1 free throw 1 missed			
10:35				3 BROWN III E defensive rebound (1)
10:31				2 JALLOW M substitution in
10:31				31 TOWNS S substitution out



**Ohio State at Penn State**

02/18/21 Bryce Jordan Center, University Park, Pa.  
2020-21 Men's Basketball

**Game Time:** 8:00 PM  
**Game Duration:** 2:12  
**Attendance:** 244

**Officials:** Kelly Pfeifer, Brian Dorsey, Edwin Young

Game Time	PSU	Score	Diff	OSU
10:38	21 HARRAR J substitution out			
10:38	15 BUTTRICK T substitution in			
10:37				32 LIDDELL E free throw 2 - 2 missed
10:37	5 WHEELER J defensive rebound (6)			
10:17	1 LUNDY S substitution out			
10:17	2 DREAD M substitution in			
10:17				32 LIDDELL E 2pt FG in the paint, jump shot missed
10:17	5 WHEELER J defensive rebound (7)			
10:00	12 BROCKINGTON I 3pt FG , jump shot missed			
10:00				4 WASHINGTON JR. D defensive rebound (2)
09:40		<b>61-69</b>	<b>-8</b>	3 BROWN III E 3pt FG , jump shot made (3)
09:40				13 WALKER C assist (6)
09:33	15 BUTTRICK T foul drawn (2)			3 BROWN III E foul personal (1 - 8)
09:33	15 BUTTRICK T 1&1 free throw 1 made (4)	<b>62-69</b>	<b>-7</b>	
09:33	15 BUTTRICK T 1&1 free throw 2 missed			
09:31				2 JALLOW M defensive rebound (2)
09:31				2 JALLOW M turnover travel (2)
09:31				32 LIDDELL E substitution out
09:31				25 YOUNG K substitution in
09:16	0 JONES M foul drawn (3)			4 WASHINGTON JR. D foul shooting (1 - 9)
09:16	0 JONES M free throw 1 - 2 made (11)	<b>63-69</b>	<b>-6</b>	
09:16	0 JONES M free throw 2 - 2 made (12)	<b>64-69</b>	<b>-5</b>	
08:58		<b>64-72</b>	<b>-8</b>	4 WASHINGTON JR. D 3pt FG , jump shot made (16)
08:46	12 BROCKINGTON I foul drawn (3)			2 JALLOW M foul personal (4 - 10)
08:46				31 TOWNS S substitution out
08:46				14 SUEING J substitution in
08:46	12 BROCKINGTON I free throw 1 - 2 made (7)	<b>65-72</b>	<b>-7</b>	
08:46	12 BROCKINGTON I free throw 2 - 2 made (8)	<b>66-72</b>	<b>-6</b>	
08:30	5 WHEELER J steal (1)			13 WALKER C turnover bad pass (1)
08:16	5 WHEELER J 2pt FG from turnover in the paint, layup blocked			
08:16				3 BROWN III E block (1)
08:16	offensive rebound (23)			
08:16				3 BROWN III E substitution out
08:16				32 LIDDELL E substitution in
08:14	2 DREAD M 3pt FG from turnover second chance, jump shot missed			
08:10				32 LIDDELL E defensive rebound (5)
07:49		<b>66-74</b>	<b>-8</b>	13 WALKER C 2pt FG outside the paint, jump shot made (13)
07:31	0 JONES M foul drawn (4)			13 WALKER C foul shooting (3 - 11)
07:31				Timeout media
07:31	0 JONES M free throw 1 - 2 made (13)	<b>67-74</b>	<b>-7</b>	
07:31	0 JONES M free throw 2 - 2 made (14)	<b>68-74</b>	<b>-6</b>	
07:18	2 DREAD M foul drawn (2)			32 LIDDELL E foul offensive (4 - 12)
07:18				32 LIDDELL E turnover offensive (2)
07:03	12 BROCKINGTON I 2pt FG from turnover in the paint, layup made (10)	<b>70-74</b>	<b>-4</b>	
06:35		<b>70-76</b>	<b>-6</b>	25 YOUNG K 2pt FG in the paint, layup made (6)
06:12	2 DREAD M 2pt FG outside the paint, jump shot missed			
06:07				2 JALLOW M defensive rebound (3)
05:52				32 LIDDELL E substitution out



**Ohio State at Penn State**

02/18/21 Bryce Jordan Center, University Park, Pa.  
2020-21 Men's Basketball

**Game Time:** 8:00 PM  
**Game Duration:** 2:12  
**Attendance:** 244

**Officials:** Kelly Pfeifer, Brian Dorsey, Edwin Young

Game Time	PSU	Score	Diff	OSU
05:52				2 JALLOW M substitution in
05:39				turnover shot clock (11)
05:39	15 BUTTRICK T substitution out			
05:39	21 HARRAR J substitution in			
05:39				4 WASHINGTON JR. D substitution out
05:39				10 AHRENS J substitution in
05:13	5 WHEELER J 2pt FG from turnover in the paint, layup blocked			
05:13				25 YOUNG K block (1)
05:13	offensive rebound (24)			
05:13	21 HARRAR J substitution out			
05:13	15 BUTTRICK T substitution in			
05:10	12 BROCKINGTON I 2pt FG from turnover second chance in the paint, layup made (12)	<b>72-76</b>	<b>-4</b>	
05:10	5 WHEELER J assist (4)			
05:08	Timeout 30 Sec			
05:08	Timeout media			
04:49				10 AHRENS J 3pt FG , jump shot missed
04:45	0 JONES M defensive rebound (2)			
04:35	2 DREAD M 3pt FG , jump shot missed			
04:30				10 AHRENS J defensive rebound (4)
04:12	15 BUTTRICK T foul shooting (2 - 8)			25 YOUNG K foul drawn (1)
04:12		<b>72-77</b>	<b>-5</b>	25 YOUNG K free throw 1 - 2 made (7)
04:12	2 DREAD M substitution out			
04:12	15 BUTTRICK T substitution out			
04:12	1 LUNDY S substitution in			
04:12	21 HARRAR J substitution in			
04:12		<b>72-78</b>	<b>-6</b>	25 YOUNG K free throw 2 - 2 made (8)
03:44	5 WHEELER J turnover lost ball (1)			25 YOUNG K steal (2)
03:39		<b>72-80</b>	<b>-8</b>	2 JALLOW M 2pt FG fast break from turnover in the paint, layup made (9)
03:39				25 YOUNG K assist (5)
03:24	0 JONES M 3pt FG , jump shot made (17)	<b>75-80</b>	<b>-5</b>	
03:24	12 BROCKINGTON I assist (7)			
02:53				25 YOUNG K 3pt FG , jump shot missed
02:51				14 SUEING J offensive rebound (5)
02:51	21 HARRAR J foul personal (5 - 9)			14 SUEING J foul drawn (1)
02:51	Timeout media			
02:51	21 HARRAR J substitution out			
02:51	15 BUTTRICK T substitution in			
02:51		<b>75-81</b>	<b>-6</b>	14 SUEING J 1&1 free throw 1 made (3)
02:51		<b>75-82</b>	<b>-7</b>	14 SUEING J 1&1 free throw 2 made (4)
02:39	0 JONES M foul drawn (5)			25 YOUNG K foul shooting (2 - 13)
02:39	0 JONES M free throw 1 - 2 missed			
02:39	offensive dead ball rebound (3)			
02:39	1 LUNDY S substitution out			
02:39	2 DREAD M substitution in			
02:39				2 JALLOW M substitution out
02:39				10 AHRENS J substitution out
02:39				4 WASHINGTON JR. D substitution in
02:39				32 LIDDELL E substitution in



**Ohio State at Penn State**

02/18/21 Bryce Jordan Center, University Park, Pa.  
2020-21 Men's Basketball

**Game Time:** 8:00 PM  
**Game Duration:** 2:12  
**Attendance:** 244

**Officials:** Kelly Pfeifer, Brian Dorsey, Edwin Young

Game Time	PSU	Score	Diff	OSU
02:39	0 JONES M free throw 2 - 2 made (18)	<b>76-82</b>	<b>-6</b>	
02:11	15 BUTTRICK T steal (2)			14 SUEING J turnover lost ball (1)
01:58	15 BUTTRICK T turnover lost ball (2)			
01:35		<b>76-85</b>	<b>-9</b>	32 LIDDELL E 3pt FG from turnover, jump shot made (23)
01:35				13 WALKER C assist (7)
01:19	2 DREAD M 3pt FG , jump shot made (6)	<b>79-85</b>	<b>-6</b>	
01:18	Timeout 60 Sec			
01:18	15 BUTTRICK T substitution out			
01:18	1 LUNDY S substitution in			
00:52		<b>79-87</b>	<b>-8</b>	4 WASHINGTON JR. D 2pt FG in the paint, driving layup made (18)
00:52	2 DREAD M foul shooting (2 - 10)			4 WASHINGTON JR. D foul drawn (3)
00:52				32 LIDDELL E substitution out
00:52				2 JALLOW M substitution in
00:52		<b>79-88</b>	<b>-9</b>	4 WASHINGTON JR. D free throw 1 - 1 made (19)
00:52	5 WHEELER J substitution out			
00:52	3 SESSOMS S substitution in			
00:47	2 DREAD M foul drawn (3)			4 WASHINGTON JR. D foul personal (2 - 14)
00:47	2 DREAD M free throw 1 - 2 made (7)	<b>80-88</b>	<b>-8</b>	
00:47	3 SESSOMS S substitution out			
00:47	5 WHEELER J substitution in			
00:47				2 JALLOW M substitution out
00:47				32 LIDDELL E substitution in
00:47	2 DREAD M free throw 2 - 2 missed			
00:45				14 SUEING J defensive rebound (6)
00:44	12 BROCKINGTON I foul personal (2 - 11)			14 SUEING J foul drawn (2)
00:44		<b>80-89</b>	<b>-9</b>	14 SUEING J free throw 1 - 2 made (5)
00:44	2 DREAD M substitution out			
00:44	5 WHEELER J substitution out			
00:44	3 SESSOMS S substitution in			
00:44	15 BUTTRICK T substitution in			
00:44				32 LIDDELL E substitution out
00:44				2 JALLOW M substitution in
00:44				14 SUEING J free throw 2 - 2 missed
00:42	1 LUNDY S defensive rebound (3)			
00:33	1 LUNDY S 3pt FG , jump shot missed			
00:27	3 SESSOMS S offensive rebound (2)			
00:24	15 BUTTRICK T turnover out of bounds (3)			
00:24	1 LUNDY S substitution out			
00:24	3 SESSOMS S substitution out			
00:24	2 DREAD M substitution in			
00:24	5 WHEELER J substitution in			
00:24				2 JALLOW M substitution out
00:24				32 LIDDELL E substitution in
00:19				Timeout 60 Sec
00:19	5 WHEELER J foul personal (2 - 12)			4 WASHINGTON JR. D foul drawn (4)
00:19		<b>80-90</b>	<b>-10</b>	4 WASHINGTON JR. D free throw 1 - 2 made (20)
00:19	2 DREAD M substitution out			
00:19	5 WHEELER J substitution out			



Official Basketball Play by Play - Second Half

### Ohio State at Penn State

02/18/21 Bryce Jordan Center, University Park, Pa.  
2020-21 Men's Basketball

Game Time: 8:00 PM

Game Duration: 2:12

Attendance: 244

Officials: Kelly Pfeifer, Brian Dorsey, Edwin Young

Game Time	PSU	Score	Diff	OSU
00:19	1 LUNDY S substitution in			
00:19	3 SESSOMS S substitution in			
00:19		<b>80-91</b>	<b>-11</b>	4 WASHINGTON JR. D free throw 2 - 2 made (21)
00:14	3 SESSOMS S 2pt FG fast break in the paint, driving layup made (9)	<b>82-91</b>	<b>-9</b>	
00:14	Timeout 30 Sec			
00:11	3 SESSOMS S foul personal (4 - 13)			14 SUEING J foul drawn (3)
00:11		<b>82-92</b>	<b>-10</b>	14 SUEING J free throw 1 - 2 made (6)
00:11				14 SUEING J free throw 2 - 2 missed
00:11	1 LUNDY S defensive rebound (4)			
00:05	1 LUNDY S 2pt FG in the paint, layup blocked			
00:05				25 YOUNG K block (2)
00:05	offensive rebound (29)			
00:02	3 SESSOMS S 3pt FG second chance, jump shot missed			
00:00				4 WASHINGTON JR. D defensive rebound (3)
<b>END OF GAME</b>				
<b>PSU 82-92 OSU</b>				



Officials: Kelly Pfeifer, Brian Dorsey, Edwin Young

Ohio State - 45

NO.	Name	Min	FG	3P	FT	Rebounds			Fouls		TP	AS	TO	ST	Blocks		+/-
			M-A	M-A	M-A	OR	DR	TOT	PF	FD					BS	BA	
10	Justin Ahrens	F 07:51	0-3	0-3	0-0	0	2	2	0	0	0	0	0	0	0	0	-8
14	Justice Sueing	F 12:03	0-0	0-0	4-6	1	2	3	0	3	4	0	1	0	0	0	-3
25	Kyle Young	F 16:08	1-2	0-1	2-2	0	0	0	2	1	4	2	0	1	2	0	-7
32	E.J. Liddell	F 11:09	2-4	1-1	1-2	1	1	2	3	1	6	0	1	0	0	0	14
4	Duane Washington Jr.	G 15:26	4-6	2-2	5-5	0	3	3	2	4	15	0	1	0	0	0	9
0	Meechie Johnson Jr.	00:00	0-0	0-0	0-0	0	0	0	0	0	0	0	0	0	0	0	0
23	Zed Key	01:18	0-1	0-0	0-0	0	1	1	1	1	0	0	1	0	0	0	-5
2	Musa Jallow	12:46	2-3	0-0	0-0	1	2	3	2	0	4	0	1	0	0	0	2
13	CJ Walker	16:43	3-5	1-2	2-2	1	2	3	2	2	9	3	1	0	0	0	11
31	Seth Towns	05:30	0-1	0-1	0-0	1	2	3	1	1	0	0	0	0	1	0	11
3	Eugene Brown III	04:00	1-2	1-1	0-0	0	1	1	1	0	3	0	0	0	1	0	6
Team						0	0	0			0		1				
<b>Totals</b>			13-27	5-11	14-17	5	16	21	14	13	45	5	7	1	4	0	6

Shooting By Period		
2 <sup>nd</sup> FG%	13-27	48.1%
3PT%	5-11	45.5%
FT%	14-17	82.4%
GM FG%	13-27	48.1%
3PT%	5-11	45.5%
FT%	14-17	82.4%

Dead Ball Rebounds: 0, 0

Technical Fouls::NONE

Penn State - 39

NO.	Name	Min	FG	3P	FT	Rebounds			Fouls		TP	AS	TO	ST	Blocks		+/-
			M-A	M-A	M-A	OR	DR	TOT	PF	FD					BS	BA	
21	John Harrar	F 08:05	0-2	0-0	0-0	0	2	2	3	1	0	0	0	1	0	0	-6
0	Myreon Jones	G 17:47	2-3	1-1	5-6	1	1	2	0	4	10	0	0	0	0	0	-6
2	Myles Dread	G 12:50	1-5	1-4	1-2	0	1	1	1	3	4	0	0	0	0	0	-11
5	Jamari Wheeler	G 17:46	0-3	0-1	0-0	0	3	3	1	0	0	3	1	1	0	2	1
12	Izaiah Brockington	G 19:02	3-6	0-1	2-2	1	1	2	1	2	8	3	0	0	0	0	-2
1	Seth Lundy	08:41	3-7	3-6	0-1	0	3	3	2	2	9	0	1	0	0	1	-2
15	Trent Buttrick	11:22	1-2	0-1	2-3	0	0	0	2	2	4	1	2	1	0	1	3
3	Sam Sessoms	04:27	2-4	0-1	0-0	1	0	1	3	0	4	0	0	0	0	0	-7
Team						3	1	4			0		0				
<b>Totals</b>			12-32	5-15	10-14	6	12	18	13	14	39	7	4	3	0	4	-6

Shooting By Period		
2 <sup>nd</sup> FG%	12-32	37.5%
3PT%	5-15	33.3%
FT%	10-14	71.4%
GM FG%	12-32	37.5%
3PT%	5-15	33.3%
FT%	10-14	71.4%

Dead Ball Rebounds: 2, 0

Technical Fouls::NONE

	OSU	PSU
Biggest lead	11 (2 <sup>nd</sup> 0:19)	8 (2 <sup>nd</sup> 14:53)
Best Scoring Run	15(2 <sup>nd</sup> 9:40)	6(2 <sup>nd</sup> 16:01)
Lead Changes	2	
Times Tied	2	
Time with Lead	13:39	04:37

Points from	OSU	PSU
Turnovers	8	9
Paint	14	14
Second Chance	5	5
Fast Breaks	6	7
Bench	16	17

	Period by Period Scoring		
	1st	2nd	TOT
OSU	47	45	92
PSU	43	39	82



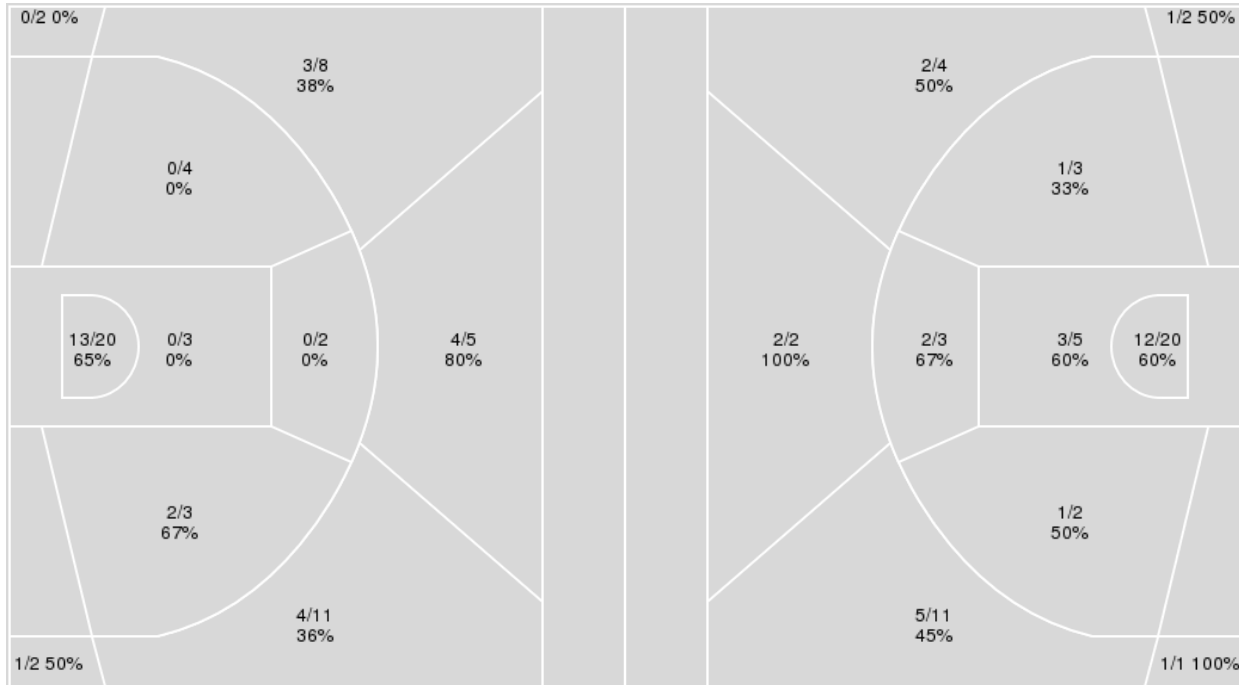
**Officials:** Kelly Pfeifer, Brian Dorsey, Edwin Young

{ Players => All; } FG Types => All; Results => All;

{ Players => All; } FG Types => All; Results => All;

**Penn State**

**Ohio State**



<b>Penn State</b>	<b>M/A</b>	<b>%</b>
Field Goals	27/60	45
2 Points	15/32	47
3 Points	12/28	43
Free Throws	16/21	76

<b>Ohio State</b>	<b>M/A</b>	<b>%</b>
Field Goals	30/53	57
2 Points	19/33	58
3 Points	11/20	55
Free Throws	21/26	81





**Ohio State at Penn State**

02/18/21 Bryce Jordan Center, University Park, Pa.  
2020-21 Men's Basketball

Game Time: 8:00 PM  
Game Duration: 2:12  
Attendance: 244

Officials: Kelly Pfeifer, Brian Dorsey, Edwin Young

**Ohio State**

No	Name	Mins		Score		Points Diff		Points per Min		Assists		Rebounds		Steals		Turnovers	
		On	Off	On	Off	On	Off	On	Off	On	Off	On	Off	On	Off	On	Off
0	Meechie Johnson Jr.	01:06	38:54	6 - 4	86 - 78	2	8	5.45	2.21	1	18	0	32	0	3	0	12
2	Musa Jallow	24:06	15:54	58 - 49	34 - 33	9	1	2.41	2.14	12	7	18	14	2	1	8	4
3	Eugene Brown III	04:00	36:00	11 - 5	81 - 77	6	4	2.75	2.25	2	17	7	25	0	3	3	9
4	Duane Washington Jr.	29:24	10:36	63 - 59	29 - 23	4	6	2.14	2.74	10	9	27	5	1	2	10	2
10	Justin Ahrens	19:54	20:06	43 - 40	49 - 42	3	7	2.16	2.44	13	6	14	18	3	0	3	9
13	CJ Walker	29:45	10:15	75 - 63	17 - 19	12	-2	2.52	1.66	15	4	23	9	2	1	11	1
14	Justice Sueing	22:06	17:54	44 - 46	48 - 36	-2	12	1.99	2.68	8	11	14	18	3	0	6	6
23	Zed Key	04:22	35:38	4 - 15	88 - 67	-11	21	0.92	2.47	1	18	2	30	0	3	3	9
25	Kyle Young	31:01	08:59	63 - 65	29 - 17	-2	12	2.03	3.23	14	5	21	11	2	1	9	3
31	Seth Towns	09:13	30:47	25 - 22	67 - 60	3	7	2.71	2.18	3	16	10	22	0	3	2	10
32	E.J. Liddell	27:57	12:03	72 - 48	20 - 34	24	-14	2.58	1.66	16	3	26	6	2	1	7	5

**Penn State**

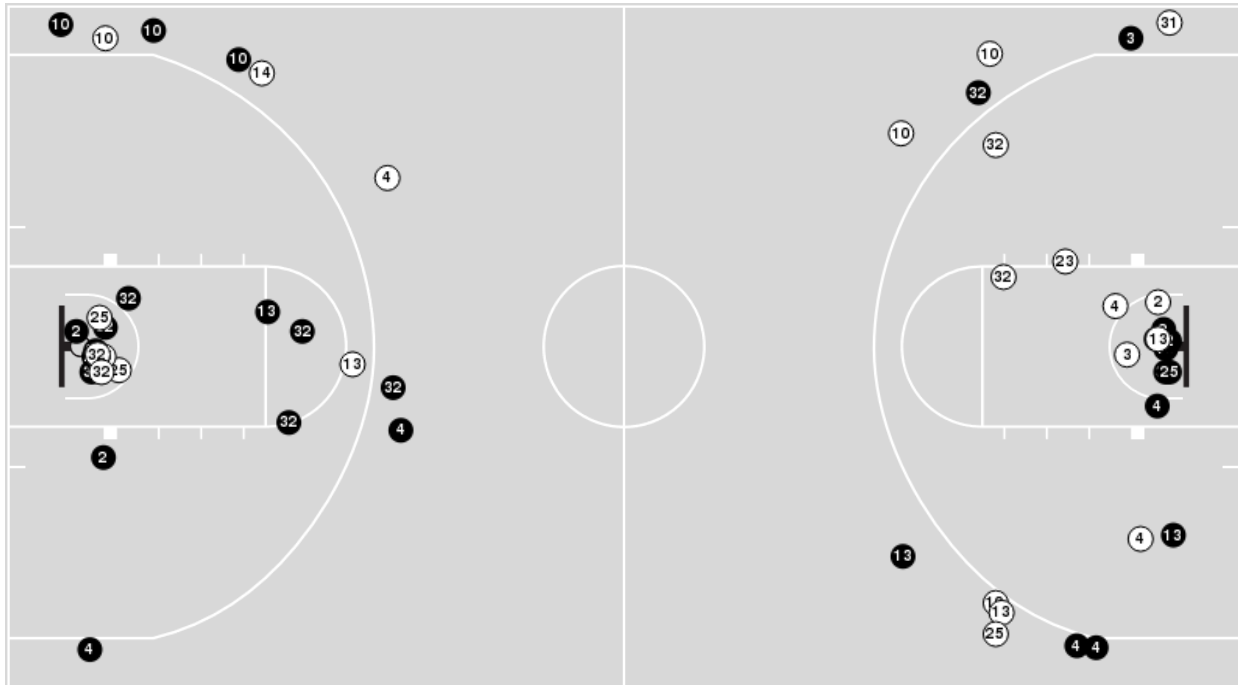
No	Name	Mins		Score		Points Diff		Points per Min		Assists		Rebounds		Steals		Turnovers	
		On	Off	On	Off	On	Off	On	Off	On	Off	On	Off	On	Off	On	Off
0	Myreon Jones	31:57	08:03	65 - 74	17 - 18	-9	-1	2.03	2.11	14	2	24	5	5	2	7	3
1	Seth Lundy	18:37	21:23	42 - 43	40 - 49	-1	-9	2.26	1.87	7	9	17	12	3	4	8	2
2	Myles Dread	26:26	13:34	50 - 72	32 - 20	-22	12	1.89	2.36	9	7	13	16	5	2	4	6
3	Sam Sessoms	11:59	28:01	24 - 32	58 - 60	-8	-2	2.00	2.07	2	14	10	19	3	4	5	5
5	Jamari Wheeler	35:55	04:05	75 - 75	7 - 17	0	-10	2.09	1.71	16	0	24	5	6	1	8	2
12	Izaiah Brockington	35:39	04:21	73 - 76	9 - 16	-3	-7	2.05	2.07	16	0	28	1	6	1	8	2
15	Trent Buttrick	18:35	21:25	44 - 45	38 - 47	-1	-9	2.37	1.77	5	11	15	14	4	3	5	5
21	John Harrar	20:52	19:08	37 - 43	45 - 49	-6	-4	1.77	2.35	11	5	14	15	3	4	5	5



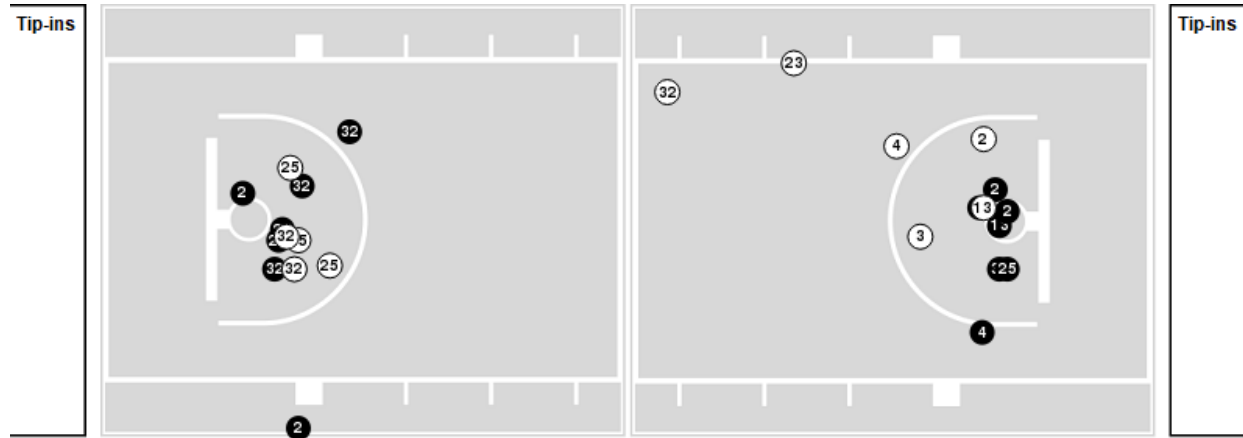
**Officials:** Kelly Pfeifer, Brian Dorsey, Edwin Young

Players => AllFG Types=>AllResults=>All  
**Ohio State**

**All Field Goals**



**Blow Up Chart**



● Made ○ Missed N - Player Number

Ohio State	M/A	%
Field Goals	30/53	57
2 Points	19/33	58
3 Points	11/20	55
Free Throws	21/26	81

Ohio State	M/A	%
Points in the Paint	30 (15 / 25)	60
Fast Break Points	7 (5/6)	83
Second Chance Points	12 (8/12)	67
Effective FG%	67	

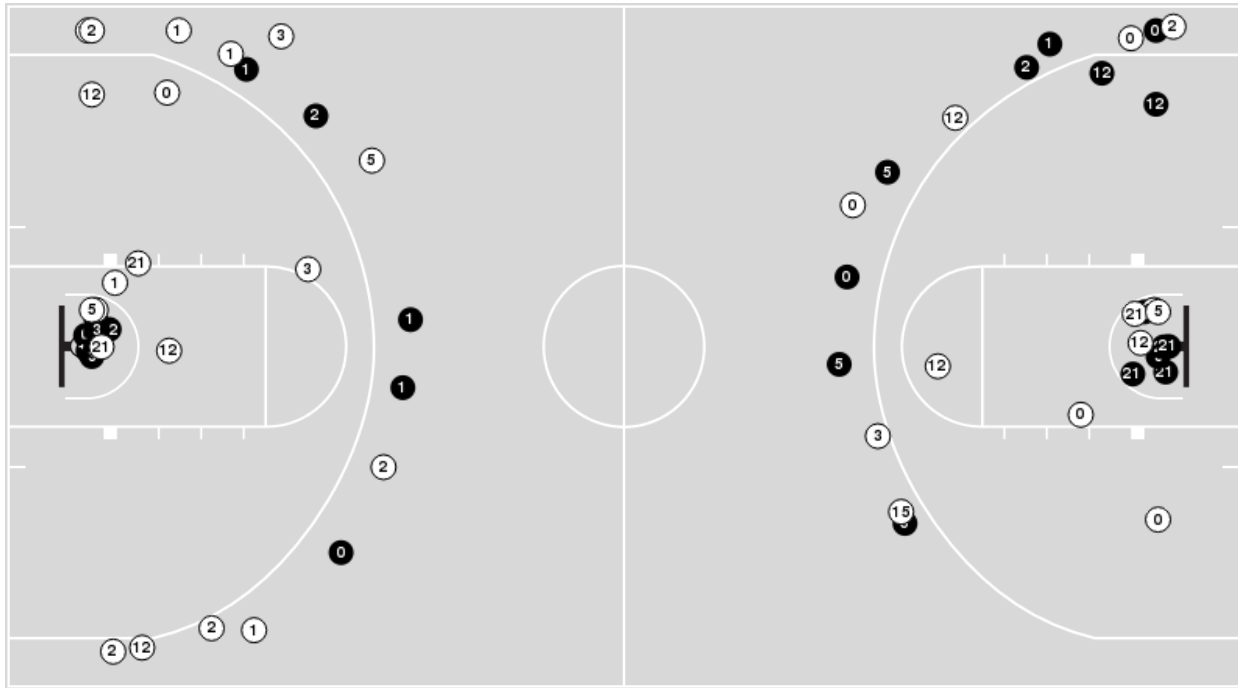


Officials: Kelly Pfeifer, Brian Dorsey, Edwin Young

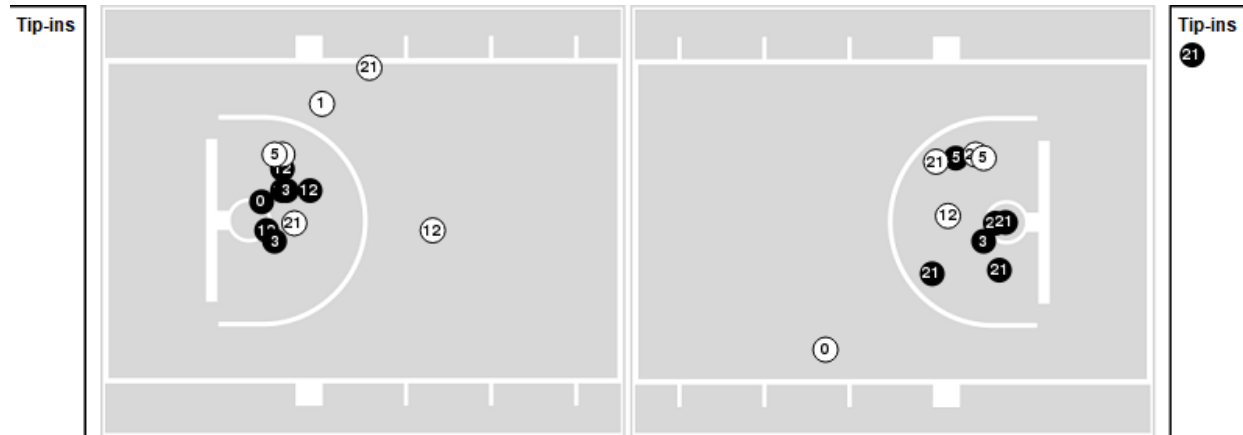
Players => AllFG Types=>AllResults=>All

**Penn State**

**All Field Goals**



**Blow Up Chart**



● Made    ○ Missed    N - Player Number

Penn State	M/A	%
Field Goals	27/60	45
2 Points	15/32	47
3 Points	12/28	43
Free Throws	16/21	76

Penn State	M/A	%
Points in the Paint	26 (13 / 23)	57
Fast Break Points	12 (5/5)	100
Second Chance Points	16 (8/12)	67
Effective FG%	55	



**Officials:** Kelly Pfeifer, Brian Dorsey, Edwin Young

**Ohio State**

Lineup	Quarter On	Time On	Quarter Off	Time Off	Time on Court	Score	Score Diff	Reb	Stl	Tov	Ass	PPP
4- Washington Jr. D/ 10- Ahrens J/ 14- Sueing J/ 25- Young K/ 32- Liddell E/	1	20:00	1	15:14	04:46	11-9	2	4	1	0	3	1.5988
10- Ahrens J/ 13- Walker C/ 14- Sueing J/ 25- Young K/ 32- Liddell E/	1	15:14	1	14:06	01:08	2-0	2	1	0	1	1	1.0000
2- Jallow M/ 10- Ahrens J/ 13- Walker C/ 14- Sueing J/ 32- Liddell E/	1	14:06	1	12:42	01:24	7-3	4	0	1	0	2	2.3333
2- Jallow M/ 4- Washington Jr. D/ 13- Walker C/ 14- Sueing J/ 25- Young K/	1	12:42	1	12:34	00:08	0-0	0	0	0	0	0	0.0000
2- Jallow M/ 4- Washington Jr. D/ 13- Walker C/ 23- Key Z/ 25- Young K/	1	12:34	1	10:53	01:41	2-5	-3	0	0	2	0	0.6667
2- Jallow M/ 4- Washington Jr. D/ 13- Walker C/ 25- Young K/ 32- Liddell E/	1	10:53	1	08:19	02:34	7-5	2	1	0	0	3	2.3333
2- Jallow M/ 4- Washington Jr. D/ 14- Sueing J/ 25- Young K/ 32- Liddell E/	1	08:19	1	08:19	00:00	0-0	0	0	0	0	0	0.0000
4- Washington Jr. D/ 13- Walker C/ 14- Sueing J/ 31- Towns S/ 32- Liddell E/	1	08:19	1	05:42	02:37	2-9	-7	1	0	1	0	0.5000
2- Jallow M/ 4- Washington Jr. D/ 10- Ahrens J/ 25- Young K/ 32- Liddell E/	1	05:42	1	03:30	02:12	4-3	1	3	0	1	1	0.8403
2- Jallow M/ 10- Ahrens J/ 13- Walker C/ 25- Young K/ 32- Liddell E/	1	03:30	1	02:33	00:57	2-0	2	0	0	0	1	2.0000
2- Jallow M/ 10- Ahrens J/ 13- Walker C/ 23- Key Z/ 25- Young K/	1	02:33	1	01:10	01:23	2-5	-3	1	0	0	1	2.0000
2- Jallow M/ 10- Ahrens J/ 13- Walker C/ 25- Young K/ 32- Liddell E/	1	01:10	1	01:06	00:04	2-0	2	0	0	0	1	2.0000
0- Johnson Jr. M/ 2- Jallow M/ 13- Walker C/ 31- Towns S/ 32- Liddell E/	1	01:06	1	00:08	00:57	3-2	1	0	0	0	0	2.2727
0- Johnson Jr. M/ 10- Ahrens J/ 13- Walker C/ 31- Towns S/ 32- Liddell E/	1	00:08	2	20:00	00:09	3-2	1	0	0	0	1	3.0000
4- Washington Jr. D/ 10- Ahrens J/ 14- Sueing J/ 25- Young K/ 32- Liddell E/	2	20:00	2	17:19	02:41	2-4	-2	2	0	0	0	0.4000
4- Washington Jr. D/ 10- Ahrens J/ 14- Sueing J/ 23- Key Z/ 25- Young K/	2	17:19	2	16:43	00:36	0-3	-3	0	0	0	0	0.0000
2- Jallow M/ 10- Ahrens J/ 13- Walker C/ 23- Key Z/ 25- Young K/	2	16:43	2	16:01	00:42	0-2	-2	1	0	1	0	0.0000
2- Jallow M/ 10- Ahrens J/ 13- Walker C/ 25- Young K/ 31- Towns S/	2	16:01	2	15:09	00:52	2-4	-2	0	0	0	1	1.0000
2- Jallow M/ 4- Washington Jr. D/ 13- Walker C/ 25- Young K/ 31- Towns S/	2	15:09	2	13:23	01:46	4-5	-1	2	0	0	0	1.6393
2- Jallow M/ 4- Washington Jr. D/ 13- Walker C/ 31- Towns S/ 32- Liddell E/	2	13:23	2	12:16	01:07	6-0	6	3	0	0	0	2.0833
3- Brown III E/ 4- Washington Jr. D/ 13- Walker C/ 31- Towns S/ 32- Liddell E/	2	12:16	2	10:31	01:45	5-0	5	4	0	1	1	1.7361
2- Jallow M/ 3- Brown III E/ 4- Washington Jr. D/ 13- Walker C/ 32- Liddell E/	2	10:31	2	09:31	01:00	3-1	2	3	0	1	1	0.8721
3- Brown III E/ 4- Washington Jr. D/ 13- Walker C/ 25- Young K/ 31- Towns S/	2	09:31	2	08:46	00:45	3-2	1	0	0	0	0	3.0000
3- Brown III E/ 4- Washington Jr. D/ 13- Walker C/ 14- Sueing J/ 25- Young K/	2	08:46	2	08:16	00:30	0-2	-2	0	0	1	0	0.0000
4- Washington Jr. D/ 13- Walker C/ 14- Sueing J/ 25- Young K/ 32- Liddell E/	2	08:16	2	05:52	02:24	4-4	0	2	0	1	0	1.3333
2- Jallow M/ 4- Washington Jr. D/ 13- Walker C/ 14- Sueing J/ 25- Young K/	2	05:52	2	05:39	00:13	0-0	0	0	0	1	0	0.0000
2- Jallow M/ 10- Ahrens J/ 13- Walker C/ 14- Sueing J/ 25- Young K/	2	05:39	2	02:39	03:00	6-5	1	2	1	0	1	1.5957
4- Washington Jr. D/ 13- Walker C/ 14- Sueing J/ 25- Young K/ 32- Liddell E/	2	02:39	2	00:52	01:46	5-4	1	0	0	1	1	1.6667
2- Jallow M/ 4- Washington Jr. D/ 13- Walker C/ 14- Sueing J/ 25- Young K/	2	00:52	2	00:47	00:06	1-1	0	0	0	0	0	2.2727
4- Washington Jr. D/ 13- Walker C/ 14- Sueing J/ 25- Young K/ 32- Liddell E/	2	00:47	2	00:44	00:02	1-0	1	1	0	0	0	2.2727
2- Jallow M/ 4- Washington Jr. D/ 13- Walker C/ 14- Sueing J/ 25- Young K/	2	00:44	2	00:24	00:21	0-0	0	0	0	0	0	0.0000
4- Washington Jr. D/ 13- Walker C/ 14- Sueing J/ 25- Young K/ 32- Liddell E/	2	00:24	2	00:00	00:24	3-2	1	1	0	0	0	1.7045



**Officials:** Kelly Pfeifer, Brian Dorsey, Edwin Young

**Penn State**

Lineup	Quarter On	Time On	Quarter Off	Time Off	Time on Court	Score	Score Diff	Reb	Stl	Tov	Ass	PPP
0- Jones M/ 2- Dread M/ 5- Wheeler J/ 12- Brockington I/ 21- Harrar J/	1	20:00	1	16:59	03:01	5-10	-5	1	0	0	2	1.0000
0- Jones M/ 1- Lundy S/ 5- Wheeler J/ 12- Brockington I/ 21- Harrar J/	1	16:59	1	15:14	01:45	4-1	3	2	0	1	1	1.3333
1- Lundy S/ 3- Sessoms S/ 5- Wheeler J/ 12- Brockington I/ 15- Buttrick T/	1	15:14	1	14:06	01:08	0-2	-2	0	1	1	0	0.0000
1- Lundy S/ 2- Dread M/ 3- Sessoms S/ 5- Wheeler J/ 15- Buttrick T/	1	14:06	1	12:42	01:24	3-7	-4	0	0	1	0	1.2295
0- Jones M/ 1- Lundy S/ 2- Dread M/ 3- Sessoms S/ 21- Harrar J/	1	12:42	1	11:40	01:02	2-2	0	0	0	1	0	1.0000
0- Jones M/ 2- Dread M/ 3- Sessoms S/ 12- Brockington I/ 21- Harrar J/	1	11:40	1	11:32	00:08	0-0	0	0	0	0	0	0.0000
0- Jones M/ 2- Dread M/ 5- Wheeler J/ 12- Brockington I/ 21- Harrar J/	1	11:32	1	08:19	03:13	8-7	1	0	1	1	3	1.6000
0- Jones M/ 1- Lundy S/ 5- Wheeler J/ 12- Brockington I/ 15- Buttrick T/	1	08:19	1	06:48	01:31	3-2	1	1	1	0	0	1.5000
1- Lundy S/ 3- Sessoms S/ 5- Wheeler J/ 12- Brockington I/ 15- Buttrick T/	1	06:48	1	04:48	02:00	6-1	5	3	0	1	2	1.5000
2- Dread M/ 3- Sessoms S/ 5- Wheeler J/ 12- Brockington I/ 21- Harrar J/	1	04:48	1	03:30	01:18	3-3	0	1	1	0	0	1.0417
0- Jones M/ 2- Dread M/ 5- Wheeler J/ 12- Brockington I/ 21- Harrar J/	1	03:30	1	01:10	02:20	5-4	1	2	0	0	1	2.5000
0- Jones M/ 2- Dread M/ 5- Wheeler J/ 12- Brockington I/ 15- Buttrick T/	1	01:10	1	01:06	00:04	0-2	-2	0	0	0	0	0.0000
0- Jones M/ 1- Lundy S/ 2- Dread M/ 5- Wheeler J/ 15- Buttrick T/	1	01:06	1	00:41	00:25	2-1	1	0	0	0	0	2.2727
0- Jones M/ 1- Lundy S/ 2- Dread M/ 3- Sessoms S/ 15- Buttrick T/	1	00:41	1	00:08	00:32	2-2	0	1	0	0	0	2.2727
0- Jones M/ 1- Lundy S/ 2- Dread M/ 12- Brockington I/ 15- Buttrick T/	1	00:08	2	20:00	00:09	0-3	-3	0	0	0	0	0.0000
0- Jones M/ 2- Dread M/ 5- Wheeler J/ 12- Brockington I/ 21- Harrar J/	2	20:00	2	17:19	02:41	4-2	2	4	0	0	2	0.8000
0- Jones M/ 1- Lundy S/ 5- Wheeler J/ 12- Brockington I/ 21- Harrar J/	2	17:19	2	16:27	00:52	3-0	3	2	0	0	1	1.5000
0- Jones M/ 1- Lundy S/ 5- Wheeler J/ 12- Brockington I/ 15- Buttrick T/	2	16:27	2	15:09	01:18	6-2	4	1	0	0	2	2.4590
1- Lundy S/ 3- Sessoms S/ 5- Wheeler J/ 12- Brockington I/ 15- Buttrick T/	2	15:09	2	13:23	01:46	5-4	1	1	0	0	0	1.6667
2- Dread M/ 3- Sessoms S/ 5- Wheeler J/ 12- Brockington I/ 21- Harrar J/	2	13:23	2	12:56	00:27	0-1	-1	0	0	0	0	0.0000
0- Jones M/ 2- Dread M/ 3- Sessoms S/ 12- Brockington I/ 21- Harrar J/	2	12:56	2	12:16	00:40	0-5	-5	0	0	0	0	0.0000
0- Jones M/ 1- Lundy S/ 2- Dread M/ 3- Sessoms S/ 21- Harrar J/	2	12:16	2	11:28	00:48	0-3	-3	0	1	0	0	0.0000
0- Jones M/ 1- Lundy S/ 2- Dread M/ 5- Wheeler J/ 21- Harrar J/	2	11:28	2	11:18	00:10	0-1	-1	0	0	0	0	0.0000
0- Jones M/ 1- Lundy S/ 5- Wheeler J/ 12- Brockington I/ 21- Harrar J/	2	11:18	2	10:38	00:40	0-1	-1	1	0	1	0	0.0000
0- Jones M/ 1- Lundy S/ 5- Wheeler J/ 12- Brockington I/ 15- Buttrick T/	2	10:38	2	10:17	00:21	0-0	0	1	0	0	0	0.0000
0- Jones M/ 2- Dread M/ 5- Wheeler J/ 12- Brockington I/ 15- Buttrick T/	2	10:17	2	05:39	04:38	9-10	-1	2	1	0	0	1.1968
0- Jones M/ 2- Dread M/ 5- Wheeler J/ 12- Brockington I/ 21- Harrar J/	2	05:39	2	05:13	00:26	0-0	0	1	0	0	0	0.0000
0- Jones M/ 2- Dread M/ 5- Wheeler J/ 12- Brockington I/ 15- Buttrick T/	2	05:13	2	04:12	01:01	2-1	1	1	0	0	1	1.0000
0- Jones M/ 1- Lundy S/ 5- Wheeler J/ 12- Brockington I/ 21- Harrar J/	2	04:12	2	02:51	01:21	3-3	0	0	0	1	1	1.5000
0- Jones M/ 1- Lundy S/ 5- Wheeler J/ 12- Brockington I/ 15- Buttrick T/	2	02:51	2	02:39	00:12	0-2	-2	0	0	0	0	0.0000
0- Jones M/ 2- Dread M/ 5- Wheeler J/ 12- Brockington I/ 15- Buttrick T/	2	02:39	2	01:18	01:21	4-3	1	0	1	1	0	1.6393
0- Jones M/ 1- Lundy S/ 2- Dread M/ 5- Wheeler J/ 12- Brockington I/	2	01:18	2	00:52	00:25	0-3	-3	0	0	0	0	0.0000
0- Jones M/ 1- Lundy S/ 2- Dread M/ 3- Sessoms S/ 12- Brockington I/	2	00:52	2	00:47	00:06	1-0	1	0	0	0	0	2.2727
0- Jones M/ 1- Lundy S/ 2- Dread M/ 5- Wheeler J/ 12- Brockington I/	2	00:47	2	00:44	00:02	0-1	-1	0	0	0	0	0.0000
0- Jones M/ 1- Lundy S/ 3- Sessoms S/ 12- Brockington I/ 15- Buttrick T/	2	00:44	2	00:24	00:21	0-0	0	2	0	1	0	0.0000
0- Jones M/ 2- Dread M/ 5- Wheeler J/ 12- Brockington I/ 15- Buttrick T/	2	00:24	2	00:19	00:05	0-1	-1	0	0	0	0	0.0000
0- Jones M/ 1- Lundy S/ 3- Sessoms S/ 12- Brockington I/ 15- Buttrick T/	2	00:19	2	00:00	00:19	2-2	0	2	0	0	0	1.0000



**Officials:** Kelly Pfeifer, Brian Dorsey, Edwin Young

**Ohio State**

Lineup	Time	Score	Score Diff	Pts/Min	Reb	Stl	Tov	Ass	PPP
4- Washington Jr. D/ 10- Ahrens J/ 14- Sueing J/ 25- Young K/ 32- Liddell E/	07:27	13-13	0	1.7450	6	1	0	3	1.0943
4- Washington Jr. D/ 13- Walker C/ 14- Sueing J/ 25- Young K/ 32- Liddell E/	04:36	13-10	3	2.8261	4	0	2	1	1.5854
2- Jallow M/ 10- Ahrens J/ 13- Walker C/ 14- Sueing J/ 25- Young K/	03:00	6-5	1	2.0000	2	1	0	1	1.5957
4- Washington Jr. D/ 13- Walker C/ 14- Sueing J/ 31- Towns S/ 32- Liddell E/	02:37	2-9	-7	0.7643	1	0	1	0	0.5000
2- Jallow M/ 4- Washington Jr. D/ 13- Walker C/ 25- Young K/ 32- Liddell E/	02:34	7-5	2	2.7273	1	0	0	3	2.3333
2- Jallow M/ 4- Washington Jr. D/ 10- Ahrens J/ 25- Young K/ 32- Liddell E/	02:12	4-3	1	1.8182	3	0	1	1	0.8403
2- Jallow M/ 10- Ahrens J/ 13- Walker C/ 23- Key Z/ 25- Young K/	02:05	2-7	-5	0.9600	2	0	1	1	1.0000
2- Jallow M/ 4- Washington Jr. D/ 13- Walker C/ 25- Young K/ 31- Towns S/	01:46	4-5	-1	2.2642	2	0	0	0	1.6393
3- Brown III E/ 4- Washington Jr. D/ 13- Walker C/ 31- Towns S/ 32- Liddell E/	01:45	5-0	5	2.8571	4	0	1	1	1.7361
2- Jallow M/ 4- Washington Jr. D/ 13- Walker C/ 23- Key Z/ 25- Young K/	01:41	2-5	-3	1.1881	0	0	2	0	0.6667
2- Jallow M/ 10- Ahrens J/ 13- Walker C/ 14- Sueing J/ 32- Liddell E/	01:24	7-3	4	5.0000	0	1	0	2	2.3333
10- Ahrens J/ 13- Walker C/ 14- Sueing J/ 25- Young K/ 32- Liddell E/	01:08	2-0	2	1.7647	1	0	1	1	1.0000
2- Jallow M/ 4- Washington Jr. D/ 13- Walker C/ 31- Towns S/ 32- Liddell E/	01:07	6-0	6	5.3731	3	0	0	0	2.0833
2- Jallow M/ 10- Ahrens J/ 13- Walker C/ 25- Young K/ 32- Liddell E/	01:01	4-0	4	3.9344	0	0	0	2	2.0000
2- Jallow M/ 3- Brown III E/ 4- Washington Jr. D/ 13- Walker C/ 32- Liddell E/	01:00	3-1	2	3.0000	3	0	1	1	0.8721
0- Johnson Jr. M/ 2- Jallow M/ 13- Walker C/ 31- Towns S/ 32- Liddell E/	00:57	3-2	1	3.1579	0	0	0	0	2.2727
2- Jallow M/ 10- Ahrens J/ 13- Walker C/ 25- Young K/ 31- Towns S/	00:52	2-4	-2	2.3077	0	0	0	1	1.0000
2- Jallow M/ 4- Washington Jr. D/ 13- Walker C/ 14- Sueing J/ 25- Young K/	00:48	1-1	0	1.2500	0	0	1	0	0.5319
3- Brown III E/ 4- Washington Jr. D/ 13- Walker C/ 25- Young K/ 31- Towns S/	00:45	3-2	1	4.0000	0	0	0	0	3.0000
4- Washington Jr. D/ 10- Ahrens J/ 14- Sueing J/ 23- Key Z/ 25- Young K/	00:36	0-3	-3	0.0000	0	0	0	0	0.0000
3- Brown III E/ 4- Washington Jr. D/ 13- Walker C/ 14- Sueing J/ 25- Young K/	00:30	0-2	-2	0.0000	0	0	1	0	0.0000
0- Johnson Jr. M/ 10- Ahrens J/ 13- Walker C/ 31- Towns S/ 32- Liddell E/	00:09	3-2	1	20.0000	0	0	0	1	3.0000
2- Jallow M/ 4- Washington Jr. D/ 14- Sueing J/ 25- Young K/ 32- Liddell E/	00:00	0-0	0	NaN	0	0	0	0	0.0000



**Officials:** Kelly Pfeifer, Brian Dorsey, Edwin Young

**Penn State**

Lineup	Time	Score	Score Diff	Pts/Min	Reb	Stl	Tov	Ass	PPP
0- Jones M/ 2- Dread M/ 5- Wheeler J/ 12- Brockington I/ 21- Harrar J/	11:41	22-23	-1	1.8830	8	1	1	8	1.2941
0- Jones M/ 2- Dread M/ 5- Wheeler J/ 12- Brockington I/ 15- Buttrick T/	07:09	15-17	-2	2.0979	3	2	1	1	1.2542
1- Lundy S/ 3- Sessoms S/ 5- Wheeler J/ 12- Brockington I/ 15- Buttrick T/	04:54	11-7	4	2.2449	4	1	2	2	1.2222
0- Jones M/ 1- Lundy S/ 5- Wheeler J/ 12- Brockington I/ 21- Harrar J/	04:38	10-5	5	2.1583	5	0	3	3	1.1848
0- Jones M/ 1- Lundy S/ 5- Wheeler J/ 12- Brockington I/ 15- Buttrick T/	03:22	9-6	3	2.6733	3	1	0	2	1.8443
0- Jones M/ 1- Lundy S/ 2- Dread M/ 3- Sessoms S/ 21- Harrar J/	01:50	2-5	-3	1.0909	0	1	1	0	0.5000
2- Dread M/ 3- Sessoms S/ 5- Wheeler J/ 12- Brockington I/ 21- Harrar J/	01:45	3-4	-1	1.7143	1	1	0	0	0.7732
1- Lundy S/ 2- Dread M/ 3- Sessoms S/ 5- Wheeler J/ 15- Buttrick T/	01:24	3-7	-4	2.1429	0	0	1	0	1.2295
0- Jones M/ 2- Dread M/ 3- Sessoms S/ 12- Brockington I/ 21- Harrar J/	00:48	0-5	-5	0.0000	0	0	0	0	0.0000
0- Jones M/ 1- Lundy S/ 3- Sessoms S/ 12- Brockington I/ 15- Buttrick T/	00:40	2-2	0	3.0000	4	0	1	0	0.6667
0- Jones M/ 1- Lundy S/ 2- Dread M/ 3- Sessoms S/ 15- Buttrick T/	00:32	2-2	0	3.7500	1	0	0	0	2.2727
0- Jones M/ 1- Lundy S/ 2- Dread M/ 5- Wheeler J/ 12- Brockington I/	00:27	0-4	-4	0.0000	0	0	0	0	0.0000
0- Jones M/ 1- Lundy S/ 2- Dread M/ 5- Wheeler J/ 15- Buttrick T/	00:25	2-1	1	4.8000	0	0	0	0	2.2727
0- Jones M/ 1- Lundy S/ 2- Dread M/ 5- Wheeler J/ 21- Harrar J/	00:10	0-1	-1	0.0000	0	0	0	0	0.0000
0- Jones M/ 1- Lundy S/ 2- Dread M/ 12- Brockington I/ 15- Buttrick T/	00:09	0-3	-3	0.0000	0	0	0	0	0.0000
0- Jones M/ 1- Lundy S/ 2- Dread M/ 3- Sessoms S/ 12- Brockington I/	00:06	1-0	1	10.0000	0	0	0	0	2.2727