

NCAA Gymnastics Score Sheet

Teams: Home Ohio State Visitor _____

Date Mar 7, 2020 Place _____ scoring by MAP Attendance 0

		Name	D	1	2	3	4	5	nd	AVE	Name	D	1	2	3	4	5	nd	AVE
FLOOR	1	Jakob Murray	119	5.2	8.4	8.1				13.450									
	2	Jacob Gricar	120	5.6	8.2	8.0				13.700									
	3	Rihards Trams	121	5.2	8.4	8.2				13.500									
	4	Kazuki Hayashi	122	5.5	8.8	8.5				14.150									
	5	Jesse Tyndall	123	5.7	8.6	8.4				14.200									

Floor Score: **69.000** Running Score: **69.000** Floor Score: **0.000** Running Score: **0.000**

		Name	D	1	2	3	4	5	nd	AVE	Name	D	1	2	3	4	5	nd	AVE
POMMEL	1	Andrew Brower	128	4.7	7.9	8.2				12.750									
	2	Justin Ah Chow	125	4.5	8.1	8.5				12.800									
	3	Luke Smigliani	129	5.3	8.5	8.7				13.900									
	4	Rihards Trams	121	5.1	7.5	7.7				12.700									
	5	Trevor Cummings	130	5.7	8.9	8.7				14.500									

Pommel Score: **66.650** Running Score: **135.650** Pommel Score: **0.000** Running Score: **0.000**

		Name	D	1	2	3	4	5	nd	AVE	Name	D	1	2	3	4	5	nd	AVE
RINGS	1	Michael Chan	124	4.6	7.5	7.3				12.000									
	2	Max Andryushchenko	132	4.8	9.1	9.2				13.750									
	3	Donovan Hewitt	128	5.1	8.8	8.6				13.800									
	4	Josh Seltzer	133	5.2	8.0	8.2				13.300									
	5	Angel Leon	131	4.6	8.1	9.0				13.650									

Rings Score: **66.500** Running Score: **202.150** Rings Score: **0.000** Running Score: **0.000**

		Name	D	1	2	3	4	5	nd	AVE	Name	D	1	2	3	4	5	nd	AVE
VAULT	1	Justin Ah Chow	125	4.8	9.1	9.2			-0.1	13.850									
	2	Jakob Murray	119	4.8	9.4	9.3				14.150									
	3	Donovan Hewitt	128	5.2	9.3	9.4			-0.1	14.450									
	4	Kazuki Hayashi	122	4.8	9.3	9.3				14.100									
	5	Dexter Roetiker	127	4.9	9.5	9.4				14.350									

Vault Score: **70.900** Running Score: **273.050** Vault Score: **0.000** Running Score: **0.000**

		Name	D	1	2	3	4	5	nd	AVE	Name	D	1	2	3	4	5	nd	AVE
PBAR	1	Justin Ah Chow	125	4.7	7.3	7.2				11.950									
	2	Andrew Brower	128	4.8	9.1	9.2				13.950									
	3	Angel Leon	131	5.1	8.6	8.8				13.800									
	4	Jesse Tyndall	123	5.3	7.5	7.8				12.950									
	5	Jakob Murray	119	5.0	8.4	8.2				13.300									

P. Bar Score: **65.950** Running Score: **339.000** P. Bar Score: **0.000** Running Score: **0.000**

		Name	D	1	2	3	4	5	nd	AVE	Name	D	1	2	3	4	5	nd	AVE
HBAR	1	Michael Chan	124	5.1	8.6	8.4				13.500									
	2	Kazuki Hayashi	122	4.7	8.5	8.2				13.050									
	3	Justin Ah Chow	125	4.9	9.1	9.3				14.100									
	4	Angel Leon	131	5.4	8.3	8.2				13.650									
	5	Jesse Tyndall	123	5.3	9.0	8.9				14.250									

H. Bar Score: **68.650** Running Score: **407.650** H. Bar Score: **0.000** Running Score: **0.000**

Final Team Score: 407.650 Final Team Score: 0.000

All-Arounders

All-Arounders

	FX	PH	SR	VT	PB	HB	AA		FX	PH	SR	VT	PB	HB	AA

Judge's Signatures * FX _____ * PH HB _____ * SR Michael Chan _____ * VT _____ * PB _____ * HB _____

* Head Judge _____

Coach's Signature Relap _____ Coach's Signature _____

NCAA Gymnastics Score Sheet

Teams: Home Iowa

Visitor Northern Illinois

Date Mar 7, 2020

Place scoring by MAP

Attendance 0

Name	D	1	2	3	4	5	nd	AVE
1 Alex Walther	107	4.8	8.5	8.5				13.100
2 Carter Tope	108	4.9	7.8	8.1				12.850
3 Evan Davis	109	5.5	8.0	7.8				13.400
4 Bennet Haung	110	5.5	8.3	8.2				13.750
5 Kulani Taylor	111	5.5	8.8	8.6				14.200

Name	D	1	2	3	4	5	nd	AVE
1 Joe Bajek	101	2.8	6.5	6.2			-0.3	8.850
2 Zach Cipra	104	3.2	7.4	7.7			-0.3	10.450
3 Joey DiRienzo	103	2.9	8.2	8.1			-0.3	10.750
4 Malcolm Moore	106	4.2	8.1	7.9			-0.3	11.900
5 David Dortmund	105	4.9	8.1	8.3				13.100

Floor Score: **67.300** Running Score: **67.300**

Floor Score: **55.050** Running Score: **55.050**

Name	D	1	2	3	4	5	nd	AVE
1 Evan Davis	109	4.3	8.5	8.5				12.800
2 Addison Chung	112	4.8	8.4	8.3				13.150
3 Bennet Haung	110	4.9	8.6	8.9				13.650
4 Carter Tope	108	4.7	8.7	8.6				13.350
5 Nicholas Merryman	113	4.5	7.9	8.1				12.500

Name	D	1	2	3	4	5	nd	AVE
1 Isaac Kim	102	1.7	4.5	5.0				6.450
2 Joe Bajek	101	2.8	6.2	6.5				9.150
3 Joey DiRienzo	103	3.4	6.5	7.0				10.150
4 Zach Cipra	104	3.7	6.6	7.1				10.550
5 David Dortmund	105	5.4	7.6	7.7				13.050

Pommel Score: **65.450** Running Score: **132.750**

Pommel Score: **49.350** Running Score: **104.400**

Name	D	1	2	3	4	5	nd	AVE
1 Bennet Haung	110	4.7	8.4	8.5				13.150
2 Evan Davis	109	4.5	9.2	9.1				13.650
3 Reuven Anderson	114	4.6	8.9	8.8				13.450
4 Brandon Wong	115	4.9	7.9	8.1				12.900
5 Nicholas Merryman	113	4.4	9.1	9.0				13.450

Name	D	1	2	3	4	5	nd	AVE
1 Isaac Kim	102	1.8	8.3	8.5			-0.3	9.900
2 Joe Bajek	101	2.3	8.1	7.9			-0.3	10.000
3 Joey DiRienzo	103	3.3	7.5	7.5				10.800
4 David Dortmund	105	4.0	8.5	8.1				12.300
5 Zach Cipra	104	3.5	8.3	8.2				11.750

Rings Score: **66.600** Running Score: **199.350**

Rings Score: **54.750** Running Score: **159.150**

Name	D	1	2	3	4	5	nd	AVE
1 Bennet Haung	110	4.9	9.4	9.4				14.300
2 Evan Davis	109	4.8	9.2	9.2				14.000
3 Carter Tope	108	4.8	8.8	8.9				13.650
4 Mitch Mandozzi	117	4.8	9.3	9.2				14.050
5 Amari Sewell	118	5.2	8.2	8.2			-0.3	13.100

Name	D	1	2	3	4	5	nd	AVE
1 Joe Bajek	101	2.2	9.0	9.1				11.250
2 Zach Cipra	104	2.4	8.8	8.9				11.250
3 Joey DiRienzo	103	2.4	8.2	8.1				10.550
4 Malcolm Moore	106	2.2	9.0	8.9				11.150
5 David Dortmund	105	4.4	9.5	9.5				13.900

Vault Score: **69.100** Running Score: **268.450**

Vault Score: **58.100** Running Score: **217.250**

Name	D	1	2	3	4	5	nd	AVE
1 Bennet Haung	110	4.8	8.1	8.4				13.050
2 Mitch Mandozzi	117	4.5	8.8	8.7				13.150
3 Carter Tope	108	4.8	8.8	8.8				13.600
4 Nicholas Merryman	113	4.9	8.4	8.6				13.400
5 Evan Davis	109	4.9	8.9	8.7				13.700

Name	D	1	2	3	4	5	nd	AVE
1 Isaac Kim	102	2.0	7.2	7.5			-1.0	8.350
2 Joe Bajek	101	2.8	7.8	8.2				10.800
3 Joey DiRienzo	103	2.8	7.8	8.0				10.700
4 Zach Cipra	104	3.0	7.5	7.7				10.600
5 David Dortmund	105	4.0	7.8	8.1				11.950

P. Bar Score: **66.900** Running Score: **335.350**

P. Bar Score: **52.400** Running Score: **269.650**

Name	D	1	2	3	4	5	nd	AVE
1 Bennet Haung	110	4.4	8.8	9.0				13.300
2 Andrew Helberg	137	4.3	8.9	9.0				13.250
3 Nicholas Merryman	113	4.2	9.2	9.4				13.500
4 Evan Davis	109	4.6	8.9	9.1				13.600
5 Mitch Mandozzi	117	4.9	9.0	8.8				13.800

Name	D	1	2	3	4	5	nd	AVE
1 Malcolm Moore	106	2.1	8.9	9.2				11.150
2 Joe Bajek	101	2.2	7.4	7.2				9.500
3 Joey DiRienzo	103	2.8	8.4	8.8				11.300
4 Zach Cipra	104	2.8	8.2	8.5				11.150
5 David Dortmund	105	4.5	8.5	8.7				13.100

H. Bar Score: **67.450** Running Score: **402.800**

H. Bar Score: **56.200** Running Score: **325.850**

Final Team Score: **402.800**

Final Team Score: **325.850**

All-Arounders

All-Arounders

	Davis	Haung			
FX	13.400	13.750			
PH	12.800	13.650			
SR	13.650	13.150			
VT	14.000	14.300			
PB	13.700	13.050			
HB	13.600	13.300			
AA	81.150	81.200			

	Bajek	DiRienzo	Cipra	Dortmund	
	8.850	10.750	10.450	13.100	
	9.150	10.150	10.550	13.050	
	10.000	10.800	11.750	12.300	
	11.250	10.550	11.250	13.900	
	10.800	10.700	10.600	11.950	
	9.500	11.300	11.150	13.100	
	59.550	64.250	65.750	77.400	

Judge's Signatures * FX [Signature] * PH [Signature] * SR [Signature] * VT [Signature] * PB [Signature] * HB [Signature]
 * Head Judge [Signature]
 Coach's Signature [Signature] Coach's Signature [Signature]

2020 Arnold College Meet

Event Results - Floor

Mar 7, 2020

Page: 1

Printed: 3/7/2020 3:12 PM

Men / 10 / All Ages

Session: 1



Rank	Num	Name	Gym	D	Exec	ND	Score	Out
1T	111	Kulani Taylor	Iowa	5.500	8.700	-.-	14.200	0.000
2T	123	Jesse Tyndall	Ohio State	5.700	8.500	-.-	14.200	0.000
3	122	Kazuki Hayashi	Ohio State	5.500	8.650	-.-	14.150	0.050
4	110	Bennet Haung	Iowa	5.500	8.250	-.-	13.750	0.450
5	120	Jacob Gricar	Ohio State	5.600	8.100	-.-	13.700	0.500
6	121	Rihards Trams	Ohio State	5.200	8.300	-.-	13.500	0.700
7	119	Jakob Murray	Ohio State	5.200	8.250	-.-	13.450	0.750
8	109	Evan Davis	Iowa	5.500	7.900	-.-	13.400	0.800
9T	107	Alex Walther	Iowa	4.600	8.500	-.-	13.100	1.100
10T	105	David Dortmund	NIU	4.900	8.200	-.-	13.100	1.100
11	108	Carter Tope	Iowa	4.900	7.950	-.-	12.850	1.350
12	106	Malcolm Moore	NIU	4.200	8.000	-0.3	11.900	2.300
13	103	Joey DiRienzo	NIU	2.900	8.150	-0.3	10.750	3.450
14	104	Zach Cipra	NIU	3.200	7.550	-0.3	10.450	3.750
15	101	Joe Bajek	NIU	2.800	6.350	-0.3	8.850	5.350

2020 Arnold College Meet

Event Results - Pommel

Mar 7, 2020

Page: 1

Printed: 3/7/2020 3:12 PM

Men / 10 / All Ages

Session: 1



Rank	Num	Name	Gym	D	Exec	ND	Score	Out
1	130	Trevor Cummings	Ohio State	5.700	8.800	..	14.500	0.000
2	129	Luke Smigliani	Ohio State	5.300	8.600	..	13.900	0.600
3	110	Bennet Haung	Iowa	4.900	8.750	..	13.650	0.850
4	108	Carter Tope	Iowa	4.700	8.650	..	13.350	1.150
5	112	Addison Chung	Iowa	4.800	8.350	..	13.150	1.350
6	105	David Dortmund	NIU	5.400	7.650	..	13.050	1.450
7T	109	Evan Davis	Iowa	4.300	8.500	..	12.800	1.700
8T	125	Justin Ah Chow	Ohio State	4.500	8.300	..	12.800	1.700
9	128	Andrew Brower	Ohio State	4.700	8.050	..	12.750	1.750
10	121	Rihards Trams	Ohio State	5.100	7.600	..	12.700	1.800
11	113	Nicholas Merryman	Iowa	4.500	8.000	..	12.500	2.000
12	104	Zach Cipra	NIU	3.700	6.850	..	10.550	3.950
13	103	Joey DiRienzo	NIU	3.400	6.750	..	10.150	4.350
14	101	Joe Bajek	NIU	2.800	6.350	..	9.150	5.350
15	102	Isaac Kim	NIU	1.700	4.750	..	6.450	8.050

2020 Arnold College Meet

Event Results - Rings

Mar 7, 2020

Page: 1

Printed: 3/7/2020 3:12 PM

Men / 10 / All Ages

Session: 1



Rank	Num	Name	Gym	D	Exec	ND	Score	Out
1	126	Donovon Hewitt	Ohio State	5.100	8.700	-.	13.800	0.000
2	132	Max Andryushchenko	Ohio State	4.600	9.150	-.	13.750	0.050
3T	109	Evan Davis	Iowa	4.500	9.150	-.	13.650	0.150
4T	131	Angel Leon	Ohio State	4.600	9.050	-.	13.650	0.150
5T	113	Nicholas Merryman	Iowa	4.400	9.050	-.	13.450	0.350
6T	114	Reuven Anderson	Iowa	4.600	8.850	-.	13.450	0.350
7	133	Josh Seltzer	Ohio State	5.200	8.100	-.	13.300	0.500
8	110	Bennet Haung	Iowa	4.700	8.450	-.	13.150	0.650
9	115	Brandpon Wong	Iowa	4.900	8.000	-.	12.900	0.900
10	105	David Dortmund	NIU	4.000	8.300	-.	12.300	1.500
11	124	Michael Chan	Ohio State	4.600	7.400	-.	12.000	1.800
12	104	Zach Cipra	NIU	3.500	8.250	-.	11.750	2.050
13	103	Joey DiRienzo	NIU	3.300	7.500	-.	10.800	3.000
14	101	Joe Bajek	NIU	2.300	8.000	-0.3	10.000	3.800
15	102	Isaac Kim	NIU	1.800	8.400	-0.3	9.900	3.900

2020 Arnold College Meet

Event Results - Vault

Mar 7, 2020

Page: 1

Printed: 3/7/2020 3:13 PM

Men / 10 / All Ages

Session: 1



Rank	Num	Name	Gym	D	Exec	ND	Score	Out
1	126	Donovon Hewitt	Ohio State	5.200	9.350	-0.1	14.450	0.000
2	127	Dexter Roettker	Ohio State	4.900	9.450	..	14.350	0.100
3	110	Bennet Haung	Iowa	4.900	9.400	..	14.300	0.150
4	119	Jakob Murray	Ohio State	4.800	9.350	..	14.150	0.300
5	122	Kazuki Hayashi	Ohio State	4.800	9.300	..	14.100	0.350
6	117	Mitch Mandozzi	Iowa	4.800	9.250	..	14.050	0.400
7	109	Evan Davis	Iowa	4.800	9.200	..	14.000	0.450
8	105	David Dortmund	NIU	4.400	9.500	..	13.900	0.550
9	125	Justin Ah Chow	Ohio State	4.800	9.150	-0.1	13.850	0.600
10	108	Carter Tope	Iowa	4.800	8.850	..	13.650	0.800
11	118	Amari Sewell	Iowa	5.200	8.200	-0.3	13.100	1.350
12T	101	Joe Bajek	NIU	2.200	9.050	..	11.250	3.200
13T	104	Zach Cipra	NIU	2.400	8.850	..	11.250	3.200
14	106	Malcolm Moore	NIU	2.200	8.950	..	11.150	3.300
15	103	Joey DiRienzo	NIU	2.400	8.150	..	10.550	3.900

2020 Arnold College Meet

Event Results - P Bars

Mar 7, 2020

Page: 1

Printed: 3/7/2020 3:13 PM

Men / 10 / All Ages

Session: 1



Rank	Num	Name	Gym	D	Exec	ND	Score	Out
1	128	Andrew Brower	Ohio State	4.800	9.150	-.	13.950	0.000
2	131	Angel Leon	Ohio State	5.100	8.700	-.	13.800	0.150
3	109	Evan Davis	Iowa	4.900	8.800	-.	13.700	0.250
4	108	Carter Tope	Iowa	4.800	8.800	-.	13.600	0.350
5	113	Nicholas Merryman	Iowa	4.900	8.500	-.	13.400	0.550
6	119	Jakob Murray	Ohio State	5.000	8.300	-.	13.300	0.650
7	117	Mitch Mandozzi	Iowa	4.500	8.650	-.	13.150	0.800
8	110	Bennet Haung	Iowa	4.800	8.250	-.	13.050	0.900
9	123	Jesse Tyndall	Ohio State	5.300	7.650	-.	12.950	1.000
10T	105	David Dortmund	NIU	4.000	7.950	-.	11.950	2.000
11T	125	Justin Ah Chow	Ohio State	4.700	7.250	-.	11.950	2.000
12	101	Joe Bajek	NIU	2.800	8.000	-.	10.800	3.150
13	103	Joey DiRienzo	NIU	2.800	7.900	-.	10.700	3.250
14	104	Zach Cipra	NIU	3.000	7.600	-.	10.600	3.350
15	102	Isaac Kim	NIU	2.000	7.350	-1.0	8.350	5.600

2020 Arnold College Meet

Event Results - H Bar

Mar 7, 2020

Page: 1

Printed: 3/7/2020 3:23 PM

Men / 10 / All Ages

Session: 1



Rank	Num	Name	Gym	D	Exec	ND	Score	Out
1	123	Jesse Tyndall	Ohio State	5.300	8.950	..	14.250	0.000
2	125	Justin Ah Chow	Ohio State	4.900	9.200	..	14.100	0.150
3	117	Mitch Mandozzi	Iowa	4.900	8.900	..	13.800	0.450
4	131	Angel Leon	Ohio State	5.400	8.250	..	13.650	0.600
5T	109	Evan Davis	Iowa	4.600	9.000	..	13.600	0.650
6T	124	Michael Chan	Ohio State	5.100	8.500	..	13.600	0.650
7	113	Nicholas Merryman	Iowa	4.200	9.300	..	13.500	0.750
8	110	Bennet Haung	Iowa	4.400	8.900	..	13.300	0.950
9	137	Andrew Helberg	Iowa	4.300	8.950	..	13.250	1.000
10	105	David Dortmund	NIU	4.500	8.600	..	13.100	1.150
11	122	Kazuki Hayashi	Ohio State	4.700	8.350	..	13.050	1.200
12	103	Joey DiRienzo	NIU	2.800	8.500	..	11.300	2.950
13T	106	Malcolm Moore	NIU	2.100	9.050	..	11.150	3.100
14T	104	Zach Cipra	NIU	2.800	8.350	..	11.150	3.100
15	101	Joe Bajek	NIU	2.200	7.300	..	9.500	4.750

2020 Arnold College Meet

Event Results - AA







Mar 7, 2020

Page: 1

Printed: 3/7/2020 3:23 PM

Men / 10 / All Ages

Session: 1

Rank	Num	Name	Gym							AA
1	110	Bennet Haung	Iowa	13.750	13.650	13.150	14.300	13.050	13.300	81.200
2	109	Evan Davis	Iowa	13.400	12.800	13.650	14.000	13.700	13.600	81.150
3	105	David Dortmund	NIU	13.100	13.050	12.300	13.900	11.950	13.100	77.400
4	104	Zach Cipra	NIU	10.450	10.550	11.750	11.250	10.600	11.150	65.750
5	103	Joey DiRienzo	NIU	10.750	10.150	10.800	10.550	10.700	11.300	64.250
6	101	Joe Bajek	NIU	8.850	9.150	10.000	11.250	10.800	9.500	59.550