

OHIO STATE MEN'S LACROSSE

2017 **NCAA FINAL FOUR** • 2017, 2015, 2013 & 2008 **NCAA QUARTERFINALS** • 497 **ALL-TIME WINS** • 67 **ALL-AMERICANS**
17 **USILA SCHOLAR ALL-AMERICANS** • 22 **MLL/NLL DRAFT PICKS** • 31 **NORTH/SOUTH GAME PARTICIPANTS**

2020 SCHEDULE AND RESULTS

4-2, 0-0 Big Ten Conference

Feb. 4	13/-	Detroit Mercy	W, 23-9	BTN+
Feb. 8	13/-	at Boston Univ.	W, 11-4	PLN
Feb. 15	12/RV	UMass	L, 9-7	BTN+
Feb. 22	17/20	at Bucknell	W, 15-11	PLN
Mar. 1	16/9	Cornell	L, 17-16	ESPNU
Mar. 7	18/-	Hofstra	W, 12-10	BTN+
Mar. 10 18/14		Notre Dame	5 p.m.	BTN
Mar. 15		Denver	Noon	BTN+
Mar. 28		at Rutgers*	7 p.m.	BTN
April 5		Penn State*	7 p.m.	BTN
April 11		at Maryland*	7 p.m.	BTN
April 19		Johns Hopkins*	7 p.m.	BTN
April 25		Michigan*	6 p.m.	BTN
May 1-3		B1G Tournament	TBA	BTN
		(State College, Pa.)		

*Big Ten Game • All times EST • USILA Rankings

WATCH LIVE: BTN

Play by Play.....Drew Carter
Analyst.....Greg Bice

ONLINE: OhioStateBuckeyes.com

Live Stats OhioStateStats.com
Recap, stats, etc..... OhioStateBuckeyes.com

SOCIAL MEDIA: #GoBucks

Twitter.....@OhioStateMLAX
.....@OhioStAthletics
Instagram.....@OhioStateMLAX
Facebook..... Facebook.com/
..... OhioStateMensLacrosse

GAME 7

18 OHIO STATE (4-2) VS. 14 NOTRE DAME (2-2)

Tuesday, March 10 • 5 p.m. • Columbus, Ohio • Ohio Stadium



Head Coach: Nick Myers
Record at Ohio St.: 105-76 (12th)
Career Record: Same
Career vs. Notre Dame: 1-11
Last Game: W, 12-10 vs. Hofstra



Head Coach: Kevin Corrigan
Record at Notre Dame: 305-148 (32nd)
Career Record: 315-163 (34th)
Career vs. Ohio State: 28-5
Last Game: L, 14-11 vs. Denver

THE BASICS

- ▶ Ohio State's early-season tests continue with a midweek match-up against No. 14 Notre Dame on Tuesday at 5 p.m. inside Ohio Stadium.
- ▶ Tuesday's game is part of a stretch of three games in eight days that began last Saturday with a 12-10 win over Hofstra.
- ▶ The attack unit of **Tre LeClaire** (21-7-28), **Jack Myers** (12-16-28) and **Jackson Reid** (14-7-21) have led an offense thus far that's averaging 14.00 goals/game.
- ▶ **Josh Kirson** has been the Big Ten's top statistical goalie through the first four games with a 10.04 goals-against average, .600 save percentage. On Saturday, he made a career-high 19 saves.
- ▶ Tuesday will be the 59th all-time meeting between Ohio State and Notre Dame. They've played every year since 1981.
- ▶ The Irish lead the all-time series 36-22 but Ohio State won last year in South Bend for the first time in 15 years.
- ▶ Tuesday's game is the first of six regular season appearances on BTN.
- ▶ Since the start of the 2015 season, Ohio State is 31-12 at home.



LECLAIRE, TEREFENKO SEEK TO MAKE HISTORY IN 2020

This season, seniors **Tre LeClaire** and **Ryan Terefenko** will seek to become the first four-time All-Americans in program history. The duo is already part of a exclusive group of three-time All-Americans, which includes Logan Schuss and Jesse King.

BY THE NUMBERS

19

The 19 saves by Josh Kirson on Saturday vs. Hofstra were the **ninth most by a Division I player in a game this season**. Kirson also had 18 stops against Boston University on Feb. 8.

+18

Ohio State has **outscored its opponents by 18 goals in the second quarter of six games this season (29-11)**. The Buckeyes also hold a 23-17 edge on opponents in the third quarter.

42

The Buckeyes produced a **program-record 42 OSU Scholar-Athletes** (3.0 or better grade-point average) in the fall semester, which represents 89 percent of the total roster.

36

Ohio State's senior class has **won 36 games in their careers**, making them one of the top-10 winningest classes nationally. The program record for wins by a senior class is 43.

BUCKEYES AT A GLANCE**HEAD COACH NICK MYERS**

Hometown.....Kennebunk, Maine
 Alma Mater.....Springfield College, 01
 Career Record.....105-76 (.580)
 Record at Ohio State.....Same
 Big Ten Record.....12-13 (.480)

ASSISTANT COACHES

Dylan Sheridan.....First season
 Travis Crane.....Fourth season
 Andrew Vossler.....Second season

SUPPORT STAFF

Dir. of Operations.....Mark Bergey
 Athletic Trainer.....Angie Beisner
 Strength & Conditioning.....Kevin
Enchelmeyer
 Dir. of Events.....Madison Reid

TEAM INFORMATION

2019 Overall Record.....8-4
 2019 B1G Record/Finish.....1-4/T-6th
 2019 Final Ranking.....19
 Starters Returning/Lost.....8/2
 Letterwinners Returning/Lost.....32/11
 All-Americans Returning/Lost.....3/2
 All-B1G Players Returning/Lost.....3/0
 2020 Captains.....Jeff Henrick,
Ryan Terefenko, Lukas Buckley

LACROSSE HISTORY

All-Time Record.....497-426-5 (.538)
 Conference.....Big Ten (fifth year)
 NCAA Tournaments.....6 (last 2017)
 NCAA Tournament Record.....6-6
 NCAA Final Fours.....1 (2017)
 All-Big Ten Selections.....18
 Big Ten Individual Award Winners.....4
 All-ECAC Selections.....23
 All-America Honors.....67
 North-South Game Selections.....31
 USILA Scholar All-Americans.....16
 Academic All-Big Ten.....335
 OSU Scholar-Athletes.....489
 Home Facilities.....Ohio Stadium
Woody Hayes Athletic Ctr. (indoors)

Ohio State's longest-running non-conference rivalries will be renewed on Tuesday night as the 18th-ranked Buckeyes host No. 10 Notre Dame at 5 p.m. in Ohio Stadium. The game will be carried live on BTN with Drew Carter and former Buckeye All-American Greg Bice on the call. Live stats can be found at OhioStateStats.com.

BUCKEYES IN A NUTSHELL

- ▶ Ohio State improved to 4-2 on the season last Saturday with a 12-10 win at home over Hofstra that was keyed by balanced scoring (eight different goal scorers) and the goalie play of Josh Kirson (career-high 19 saves).
- ▶ The Buckeyes' offense, which averages 14.00 goals per game, has been keyed in large part by the play of its starting attack: Tre Leclair (21-7-28), Jack Myers (12-16-28) and Jackson Reid (14-7-21).
- ▶ The starting attack unit has contributed nearly 56 percent of Ohio State's total point production.
- ▶ In the midfield, junior Griffin Hughes has 11 goals and four assists for 15 points. He's coming off one of the most productive games of his career, a four-point outing (3-1-4) last Saturday vs. Hofstra.
- ▶ Eleven different players have scored multiple goals this season and nine have five or more points.
- ▶ Defensive midfielders Ryan Terefenko and Brandon Barker have been particularly good in transition this season. Terefenko has two goals, four assists and a team-high 23 ground balls while Barker has scored transition goals in each of the last two games.
- ▶ Junior Justin Inacio returned to the lineup three games ago and has picked up where he left off as the Big Ten's co-Specialist of the Year in 2019. He's winning nearly 70 percent of the face-offs that he's taken (57-of-83).
- ▶ Goalie Josh Kirson is coming off a career-best 19-save performance on Saturday. He made 12 stops in the second half alone and is currently second in the Big Ten averaging 14.00 saves/game.
- ▶ Ohio State is in the midst of a four-game homestand and has one of its

busiest stretches with two games in the next six days. Including last Saturday's Hofstra game, Ohio State will play three games in an eight-day stretch.

SCOUTING NOTRE DAME

- ▶ The Irish started the season 2-0 with wins over Cleveland State and Richmond but have since dropped back to back games against No. 4 Maryland and No. 16 Denver.
- ▶ Pat Kavanagh (9-6-15), Bryan Costabile (8-4-12) and Griffin Westlin (5-7-12) are the double figure scorers through four games for the Irish. As a unit, Notre Dame is averaging 12.50 goals per game.
- ▶ Charles Leonard is Notre Dame's primary face-off specialist, winning just under 50 percent on the season (42-of-89).
- ▶ Goalie Liam Entenmann had a 10.18 goals-against average, 39 saves and .542 save percentage.

SERIES HISTORY

- ▶ The Ohio State-Notre Dame game is the most played in Buckeye program history. Tuesday will be the 59th meeting between the two teams.
- ▶ Six of the last 10 meetings have been decided by one goal, including last year's 11-10 overtime win for Ohio State in South Bend, Ind. that was clinched on a Colby Smith goal.
- ▶ Three of the last four games between the Buckeyes and Irish at Ohio Stadium have been decided by one goal.
- ▶ The Buckeyes and Irish have played every year since 1981. From 1996 through 2009, they were members of the Great Western Lacrosse League together.

HOME SWEET HOME

- ▶ Ohio State owns a 31-12 record at home since the start of the 2015 season.
- ▶ Ohio State is 19-12 inside Ohio Stadium over the past seven seasons.
- ▶ The Buckeyes have won 19 of their last 27 home games since the start of the 2017 season.

IN THE RANKINGS

USILA Coaches Poll

Rk.	Team	Pts.	W-L	Last
1.	Syracuse (13).....	353	5-0	1
2.	Cornell (3).....	317	5-0	7
3.	Princeton (1)	309	5-0	6
4.	Maryland	298	5-1	4
5.	North Carolina (1) .	291	6-0	3
6.	Yale.....	271	3-1	5
7.	Penn State	267	4-2	2
8.	Duke.....	224	5-2	12
9.	Georgetown.....	200	6-0	13
10.	Denver.....	176	4-2	16
11.	Virginia	162	4-2	8
12.	Penn	137	2-3	9
13.	Loyola	129	4-2	11
14.	Notre Dame	124	2-2	10
15.	Villanova.....	122	4-3	14
16.	Army.....	106	6-2	15
17.	Massachusetts....	85	4-2	17
18.	Ohio State.....	72	4-2	18
19.	Lehigh.....	34	5-1	19
20.	Bucknell	24	5-1	20

Others receiving votes: Richmond (20), Brown (18), Saint Joseph's (15), Stony Brook (4), Hobart (3), Air Force (1), Delaware (1)

Inside Lacrosse Media Poll

Rk.	Team	W-L	Pts.	Last
1.	Syracuse (11).....	5-0	388	1
2.	Cornell (6)	5-0	373	5
3.	Princeton (3)	5-0	359	3
4.	North Carolina.....	6-0	337	4
5.	Yale.....	3-1	307	5
6.	Maryland	5-1	298	7
7.	Penn State	4-2	292	2
8.	Duke.....	5-2	241	13
9.	Georgetown.....	6-0	218	12
	Virginia	4-2	218	8
11.	Denver.....	4-2	210	17
12.	Massachusetts....	4-2	146	15
13.	Notre Dame	2-2	137	10
14.	Loyola	4-2	126	11
15.	Army.....	6-2	124	16
16.	Penn	2-3	119	9
17.	Villanova.....	4-3	105	14
18.	Lehigh.....	5-1	78	17
19.	Ohio State.....	4-2	64	19
20.	Richmond	4-3	19	20

Others receiving votes: Hobart, Brown, Providence, Albany, **Bucknell**, UMBC, Saint Joseph's

NATIONAL TV EXPOSURE

- ▶ There will be plenty of Buckeye lacrosse on television as the 2020 season progresses.
- ▶ Tuesday is the second of seven nationally-televised games for the Buckeyes this season after ESPN and BTN have announced their respective schedules.
- ▶ In addition to Tuesday's non-conference tilt vs. Notre Dame, Ohio State's entire Big Ten slate will be shown on BTN, including home games vs. Penn State (April 5), Johns Hopkins (April 19) and Michigan (April 25) with road contests at Rutgers (March 28) and Maryland (April 12).

NOTING THE 2020 SCHEDULE

- ▶ Four of Ohio State's seven remaining opponents are ranked in this week's USILA Coaches Poll.
- ▶ Two of them (Penn State and Maryland) are in the top five and other two (Notre Dame and Denver) the Buckeyes face this week in a six-day stretch.

BALANCED ATTACK

- ▶ While Tre Leclaire, Jack Myers and Jackson Reid get much of the attention on offense, the Buckeyes attack has been balanced in 2020.
- ▶ Eight different players scored goals on Saturday vs. Hofstra and eight of the 12 total goals were assisted.
- ▶ Sixteen different players have scored

this season and 15 have at least one assist.

- ▶ Just over 65 percent of the Buckeyes' goals have been assisted.

A NOTE ON THE SENIORS

- ▶ The Buckeyes' group of 10 seniors have won 36 games in their careers, which is the 10th most of any senior class in the country.
- ▶ The program record for wins by a senior class is 43, set by the Class of 2018.

THIS AND THAT

- ▶ Ohio State ranks among the top teams nationally in opponent clearing percentage, allowing teams to successfully clear 77.8 percent of the time. The Buckeyes have forced an average of 5.00 turnovers per game on the clear.
- ▶ Tre Leclaire's 167 career points puts him at No. 6 all-time and eight away from tying Kevin Buchanan for fifth on the list.
- ▶ Leclaire has 130 career goals and is 18 shy of passing Logan Schuss (2010-13) as the program's all-time leading goal scorer.
- ▶ Leclaire and Jack Myers are both averaging 4.67 points per game, which is the highest in a season since Kevin Buchanan averaged 4.47 in 2008. That season, Buchanan finished with 76 points.

STATISTICAL MATCHUP

Category	OSU	NCAA	BIG	ND	NCAA	ACC
Scoring Offense	14.00	15th	3rd	12.50	34th	5th
Scoring Defense	10.00	19th	1st	10.00	19th	3rd
Scoring Margin	+4.00	13th	2nd	+2.50	24th	4th
Face-off Percentage	.546	30th	3rd	.423	58th	5th
Clearing Percentage	.901	7th	1st	.842	45th	5th
Opponent Clear Percentage	.778	10th	1st	.916	69th	5th
Man-Up Offense	.267	58th	6th	.400	28th	3rd
Man-Down Defense	.824	9th	3rd	.571	47th	4th
Shot Percentage	.362	7th	2nd	.292	39th	4th
Ground Balls/Game	31.50	37th	4th	28.75	56th	5th
Saves/Game	14.50	8th	1st	11.50	46th	3rd
Turnovers/Game	18.33	60th	6th	14.25	11th	2nd
Caused Turnovers/Game	6.50	58th	4th	7.75	38th	4th
Points Per Game	23.17	14th	3rd	19.50	34th	5th

SITUATIONAL RECORDS

Playing at home	2-2
Playing on the road.....	2-0
Playing at a neutral site	0-0
Scoring first.....	3-1
Opponent scores first	1-1
One-goal games.....	0-1
Two-goal games	1-1
Three-plus goal games.....	3-0
Outshooting opponent	1-1
Being outshot by opponent.....	3-1
Winning 50% or more of faceoffs	3-2
Winning less than 50% of faceoffs	1-0
Leading after first quarter.....	3-0
Trailing after first quarter.....	1-0
Tied after first quarter	0-2
Leading at halftime	4-0
Trailing at halftime	0-2
Tied at halftime	0-0
Leading after three quarters	4-1
Trailing after three quarters.....	0-1
Tied after three quarters	0-0
Overtime games	0-0
Against ranked opponent.....	1-1

WEEK BY WEEK RANKINGS

	USILA	IL Media
Preseason	12	12
Week 1.....	13	12
Week 2	12	10
Week 3	17	19
Week 4	16	18
Week 5.....	18	19
Week 6.....	18	XX

AROUND THE BIG TEN

Tuesday, March 10

Notre Dame at Ohio State..... 5 p.m.
 Mt. St. Mary's at Johns Hopkins 6 p.m.
 Penn State at Furman..... 7 p.m.

Wednesday, March 11

Marquette at Michigan..... 4 p.m.

Saturday, March 14

Johns Hopkins at Navy..... Noon
 Syracuse at Rutgers..... 1 p.m.
 Virginia at Maryland..... 1 p.m.

Sunday, March 15

Denver at Ohio State..... Noon
 Michigan at Notre Dame 4 p.m.

- ▶ Myers' 2.67 assists per game is also most since Joel Dalgarno averaged 2.06 in 2008.
- ▶ Since 2003, the most saves by a goalie in a single-season was by Brandon Freeman, who stopped 183 shots in 2009. Kirson is on pace to finish with 182 saves (14.00 per game) over a 13-game regular season.

OFFENSIVE EFFICIENCY

- ▶ Ohio State has scored 84 goals in its first six games, the most by a Buckeye team to open a season since the 1988 squad had 91 through six games.
- ▶ The school record for highest scoring average is 13.4 goals/game in 1966. The 2020 Buckeyes are currently averaging 14.0 goals/game.

ALL CLEAR

- ▶ After finishing first in the country in clearing percentage last year (.892), the Buckeyes have picked up right where they left off.
- ▶ They're currently No. 10 this season at .901 (109 of 121).
- ▶ Since the start of the 2017 season, Ohio State is clearing at a nearly 90 percent success rate (.894 – 824 of 921).

SUCCESS OFF THE FIELD

- ▶ 42 of Ohio State's 49 players – that's 86 percent of the roster and the most ever in program history – finished the fall semester with a 3.0 or better grade-point average.
- ▶ The freshmen class completed their first college semester with another impressive number: 13 of the 15 student-athletes had a 3.0 or better GPA and three of them – Grant Mitchell, Connor Mitchell and Jake Snyder – had perfect 4.0s.
- ▶ Ohio State's fall semester grade-point average was a 3.25. The Buckeyes have had over a 3.20 team GPA for seven consecutive semesters.
- ▶ During the fall semester, student-athletes spent well over 220 hours of community service doing things such as reading with 2nd and 7 Foundation, arts and crafts nights with patients at Nationwide Children's, activities with

residents at Heinzerling Foundation, served meals to the homeless at the Columbus Dream Center.

RED, WHITE, BLUE AND SCARLET

- ▶ A trio of freshmen – Connor Mitchell, Grant Mitchell and Jacob Snyder - are among the 24 players on the latest U.S. men's U19 roster.
- ▶ The current roster will need to be reduced by just one player before it's finalized for the 2020 World Lacrosse U19 World Championships, which take place July 9-18 in Limerick, Ireland.
- ▶ Ohio State's Nick Myers is the head coach of the U19 squad for his second stint – in 2016, he led the United States to gold at the World Championship in Coquitlam, British Columbia.
- ▶ In June of 2020, the U.S. team will have a training camp at US Lacrosse headquarters in Sparks, Md. and then a short training camp in early July before heading to Ireland for the World Championships.

BUCKEYES DEBUT NEW PODCAST

- ▶ There's a new way to learn about all things Buckeye lacrosse this spring – the Buckeye Lacrosse Podcast.
- ▶ Hosted by 2013 captain and All-American Dominique Alexander, this weekly show will feature insights not just on what happens on the field, but also the many aspects of the program off the field that makes it unique.
- ▶ Listeners can subscribe to the podcast through iTunes, Spotify or Google Play. Episodes will also be uploaded to the podcast's homepage at OhioStateBuckeyes.com.

OFFENSE/DEFENSE YEAR BY YEAR

NCAA RANKINGS

Year	Off.	Gls./Gm	Def.	Gls./Gm
2006	22nd	9.62	37th	9.60
2007	8th	11.29	9th	7.79
2008	3rd	13.18	32nd	9.12
2009	19th	10.06	26th	8.81
2010	24th	10.13	24th	9.67
2011	30th	9.38	11th	8.06
2012	42nd	9.00	4th	7.20
2013	18th	11.18	13th	8.82
2014	44th	9.21	11th	8.57
2015	31st	10.00	17th	9.16
2016	39th	9.40	19th	9.07
2017	19th	11.33	11th	8.38
2018	51st	8.93	9th	8.60
2019	29th	11.75	26th	10.75
2020	15th	14.40	21st	10.00

FACE-OFF YEAR BY YEAR

NCAA RANKINGS

Year	Rank	FO Won	FO Lost	Pct.
2006	29th	140	151	.481
2007	9th	185	128	.591
2008	50th	184	252	.422
2009	49th	150	199	.430
2010	54th	145	202	.418
2011	35th	164	175	.484
2012	44th	137	158	.464
2013	10th	225	173	.565
2014	47th	135	162	.455
2015	10th	248	184	.574
2016	9th	194	130	.599
2017	4th	302	184	.621
2018	12th	183	133	.579
2019	10th	190	117	.619
2020	25th	76	61	.555

GROUND BALLS/GAME

NCAA RANKINGS

Year	Rank	Grnd. Balls	Per Game
2009	40th	460	28.75
2010	30th	428	28.53
2011	37th	460	28.75
2012	24th	447	29.80
2013	42nd	494	29.06
2014	45th	392	28.00
2015	35th	533	28.05
2016	47th	391	26.07
2017	25th	607	28.90
2018	29th	429	28.60
2019	32nd	384	32.00
2020	37th	159	31.80

ACTIVE POINT STREAKS

Gms. (G-A-P)

1. Tre LeClaire.....27 (70-17-87)
2. Jack Myers 11 (17-24-41)
3. Jackson Reid..... 10 (27-10-37)

ACTIVE GOAL STREAKS

Gms. (G-A-P)

1. Tre LeClaire..... 24 (67-11-78)
2. Jackson Reid 10 (26-10-36)
3. Griffin Hughes 6 (11-4-15)

MOST WINS SINCE 2017

Through games 2/15/2020

1. Maryland47-13
2. Duke.....47-15
4. Yale.....44-13
5. Penn State 40-13
- Virginia41-17
7. Denver 39-15
8. Albany.....38-17
- Loyola38-17
10. Richmond.....37-18
11. Ohio State.....36-17

MOST WINS SINCE 2015 - BIG TEN

Through games 2/15/2020

1. Maryland80-20 (.800)
2. Penn State54-28 (.658)
3. Ohio State.....55-34 (.617)
4. Johns Hopkins.....48-39 (.551)
5. Rutgers 45-37 (.548)
6. Michigan.....30-43 (.410)

MOST BIG TEN CONFERENCE WINS

Regular season, 2015-present

1. Maryland 20-5 (.800)
2. Johns Hopkins.....16-9 (.640)
3. Penn State 14-11 (.560)
4. Ohio State..... 12-13 (.480)
5. Rutgers 10-15 (.400)
6. Michigan..... 3-22 (.120)

SINGLE GAME RECORDS

Points

Name	Opponent	Date	Pts.
1. Terry Gilmore	Michigan St.	5/12/79	13
2. Joel Dalgarno	Denver	4/19/08	12
Steve Lauver	B. Green	4/24/65	12
Brian Driscoll	Denison	4/23/66	12
5. Terry Gilmore	B. Green	5/5/79	11
Richard Collins	Ball State	3/30/68	11

Goals

Name	Opponent	Date	Gls.
1. Steve Lauver	B. Green	4/24/65	12
2. Joel Dalgarno	Denver	4/9/08	9
Brian Driscoll	Michigan	4/8/67	9
4. Skip			
VanBourgonien	Allegheny	5/19/73	8
Brian Driscoll	Denison	4/23/66	8
Brian Driscoll	B. Green	5/3/66	8
7. Nine players tied with 7; Most recent:			
Jack Myers vs. Bucknell (2/23/19)			

Assists

Name	Opponent	Date	Ast.
1. Joel Dalgarno	Quinnipiac	3/29/08	8
2. Jesse King	Delaware	4/6/14	7
Terry Gilmore	Michigan St.	5/12/79	7
Terry Gilmore	Michigan St.	4/30/78	7
Cliff Murray	Michigan	4/8/67	7
6. Jesse King	Denver	5/16/15	6
K. Buchanan	Harvard	2/25/07	6
Cliff Murray	Denison	4/23/66	6
Richard Collins	Ball State	3/30/68	6
9. 16 players tied with 5; Most recent: Jack			
Jasinski vs. Maryland (4/21/18)			

Saves

Name	Opponent	Date	Svs.
1. James Hartnett	Ashland	4/9/80	31
2. Bill Leahy	Clarkson	3/31/86	30
3. Mike Abeles	J. Hopkins	4/8/00	28
4. Tony Russo	Air Force	4/22/01	27
Tony Lignelli	Notre Dame	5/6/95	27
Mike Julius	Salisbury	3/27/82	27
James Hartnett	Ohio Wes.	4/5/80	27
8. Tony Lignelli	Penn State	2/25/96	26



THE MYERS FILE

Hometown: Kennebunk, Maine

High School: Kennebunk

College: Graduated from Springfield in 2001 with a degree in sports studies/physical education

Family: wife, Julie; sons, Mason and Zachary; mother, Miriam Myers-Burch; father, Fred Myers; brother, Pat Myers; sister, Ali Burch

Lacrosse career: NEWMAC Player of the Year in 2000 ... Division III All-American in 2001 ... three-time All-NEWMAC honoree ... 221 career points ... had 91 points as a senior, the second-highest single-season total in program history.

Coaching career: Ohio State, head coach (2008-present); Team USA, U-19 head coach (2016, 2020); Ohio State, assistant coach (2006-08); Butler, assistant coach (2004-05); Ohio State, volunteer assistant coach (2002-03)

Assisted under: Joe Breschi (Ohio State), Stan Ross (Butler), Craig Kahoun (Butler)

Coaching highlights: Coached Team USA to gold medal in 2016 FIL U-19 World Championship ... led Ohio State to 2013 ECAC Tournament and Creator's Trophy titles and NCAA quarterfinals, as well as No. 3 seed in NCAA tournament.

HEAD COACH NICK MYERS

2018 BIG TEN CO-COACH OF THE YEAR • 105-76 CAREER RECORD

In 11 seasons at the helm of the Ohio State men's lacrosse program, head coach Nick Myers has taken the Buckeyes to places they've never been before. And through his tireless efforts – and those of his coaching staff – he also has Ohio State primed for even greater heights moving forward.

Over his first 11 seasons, Myers posted a 101-74 ledger overall and a 33-27 conference record. Ohio State's ascension culminated with a trip to the 2017 Final Four and national championship game. Myers also has the programs first postseason title on his resume (2013 ECAC Tournament championship), in addition to two Creator's Trophy titles, a share of a league regular-season title, a spot in the NCAA quarterfinals three times (2013, '15, '17) and to a No. 3 seed in the 2013 and 2017 NCAA Tournaments. In 2018, he was voted by his peers as the co-Big Ten Coach of the Year.

Under his tutelage, members of the program have garnered 21 USILA All-America honors, 44 all-conference nods and 11 conference player of the year accolades. Over the past 10 years, members of the Ohio State squad have

earned 174 Academic All-Big Ten accolades and 243 Ohio State Scholar-Athlete nods, along with the first 12 USILA Scholar All-American selections in program history.

The team's community service numbers rise each year, with the program volunteering more than 2,500 hours in the community the last six seasons combined.

During the Summer of 2016, Myers led Team USA to the gold medal at the FIL Under-19 World Championship. The squad was 6-0 in the tournament and rallied from an 8-2 deficit in the championship game to win the title, Team USA's eighth consecutive gold medal. Myers will coach the Team USA U19 squad once again this summer at the World Championships in Limerick, Ireland.

A native of Kennebunk, Maine, Myers graduated from Kennebunk High School in 1997. He was a two-time high school All-American and participated in the 1997 North-South All-Star Game.

Myers married the former Julie Cowles, also a Springfield College graduate. The couple lives in Columbus with their sons, Mason and Zachary.

MYERS YEAR BY YEAR

Year	School	Position	W-L	Conf. W-L	Postseason
2002	Ohio State	Vol. Asst. Coach	9-5	3-2 (GWLL)	GWLL Tournament
2003	Ohio State	Vol. Asst. Coach	9-5	4-1 (GWLL)	NCAA Tournament
2004	Butler	Asst. Coach	5-8	0-5 (GWLL)	N/A
2005	Butler	Asst. Coach	5-7	1-4 (GWLL)	N/A
2006	Ohio State	Asst. Coach	7-6	3-2 (GWLL)	N/A
2007	Ohio State	Asst. Coach	9-5	4-1 (GWLL)	N/A
2008	Ohio State	Asst. Coach	11-6	4-1 (GWLL)	NCAA Quarterfinals
2009	Ohio State	Head Coach	8-8	3-2 (GWLL)	GWLL Tournament
2010	Ohio State	Head Coach	7-8	3-4 (ECAC)	N/A
2011	Ohio State	Head Coach	8-8	3-3 (ECAC)	ECAC Tournament
2012	Ohio State	Head Coach	8-7	5-1 (ECAC)	ECAC Tournament
2013	Ohio State	Head Coach	13-4	5-2 (ECAC)	NCAA Quarterfinals
2014	Ohio State	Head Coach	6-8	3-1 (ECAC)	ECAC Tournament
2015	Ohio State	Head Coach	12-7	3-2 (B1G)	NCAA Quarterfinals
2016	Ohio State	Head Coach	7-8	2-3 (B1G)	N/A
2017	Ohio State	Head Coach	16-5	3-2 (B1G)	NCAA Final Four
2018	Ohio State	Head Coach	8-7	3-2 (B1G)	B1G Tournament
2019	Ohio State	Head Coach	8-4	1-4 (B1G)	N/A
2020	Ohio State	Head Coach	4-2		

Assistant Coach Record: 55-42 (7 years, .567)

Head Coach Record: 105-76 (12th year, .581)

2020 NUMERICAL ROSTER

No.	Name	Position	Height	Weight	Class	Hometown / Last School/High School
1	Skylar Wahlund	Goalie	6-0	203	So.	Powell, Ohio / Olentangy Liberty
2	Jack Myers	Attack	6-4	200	So.	Washington, D.C. / Gonzaga
3	JT Bugliosi	Attack	5-8	163	Jr.	Forest Hill, Md. / Calvert Hall
4	Colby Smith	Attack	6-2	200	Jr.	Lancaster, Pa. / Hempfield
5	Christian Tomei	Goalie	6-4	260	Fr.	Jupiter, Fla. / Oxbridge Academy
6	Scott White	Attack	5-10	172	So.	West Chester, Pa. / Malvern Prep
7	Lukas Buckley	Midfield	6-1	192	Rs.-Sr.	Walpole, Mass. / Xaverian Brothers
8	Josh Kirson	Goalie	6-2	211	Sr.	Newton, Mass. / The Rivers School / The Hill Academy
9	Griffin Hughes	Midfield	5-7	170	Jr.	Powell, Ohio / Olentangy Liberty
10	Grant Mitchell	Midfield	6-1	205	Fr.	Baltimore, Md. / Calvert Hall
11	Jeff Henrick	Defense	5-11	185	Sr.	Orangeville, Ontario / The Hill Academy
12	Matt Clibanoff	Attack	5-11	182	So.	Ambler, Pa. / La Salle College
13	Mike Clibanoff	Goalie	5-11	168	So.	Ambler, Pa. / La Salle College
14	Brandon Fisher	Midfield	6-3	173	So.	Lorton, Va. / Paul VI
15	Carson Raney	Defense	6-4	210	Fr.	Frisco, Texas / Episcopal School of Dallas
16	Nick Musci	Attack	5-8	173	Sr.	Westerville, Ohio / Saint Francis De Sales
17	Zach Ludd	Attack	5-9	145	So.	Portsmouth, N.H. / The Governor's Academy
18	Colby Barker	Midfield	6-1	201	Jr.	Pittsford, N.Y. / Pittsford Mendon
19	Brandon Barker	Midfield	6-1	208	Rs.-Sr.	Pittsford, N.Y. / Pittsford Mendon
20	Omari DeBerry	Midfield	6-2	156	Jr.	Woodstock, Md. / Calvert Hall
21	Brendan Wallace	Defense	6-2	178	Sr.	Herndon, Va. / Chantilly / Salisbury School
22	Johnny Wiseman	Midfield	5-10	174	So.	Powell, Ohio / Olentangy Liberty
23	Christian Feliziani	Face-Off	5-8	171	Sr.	Boothwyn, Pa. / Episcopal Academy
24	Connor Mitchell	Midfield	6-1	215	Fr.	Baltimore, Md. / Calvert Hall
25	Mitchell Pehlke	Attack	5-10	180	Fr.	Leesburg, Va. / Riverside
26	Garrett Nilsen	Attack	6-0	180	Fr.	Severna Park, Md. / St. Mary's
27	James Hogan	Face-Off	5-10	175	Fr.	Ridgewood, N.J. / Ridgewood
28	Dayton Fisher	Defense	6-5	197	Jr.	Hanover, Md. / Howard / Howard C.C.
29	Jackson Reid	Attack	5-10	158	Jr.	Guelph, Ontario / Culver Academy
30	Justin Inacio	Face-Off	5-10	183	Jr.	Oakville, Ontario / The Hill Academy
31	Gabe Galbraith	Defense	6-2	185	Fr.	Dallas, Texas / Highland Park
33	TJ Hendricks	Midfield	6-5	181	So.	Fairport, N.Y. / Fairport / Avon Old Farms
34	Ryan Terefenko	Midfield	6-0	187	Sr.	Sinking Spring, Pa. / Wilson
35	James Cipolla	Midfield	5-7	175	Fr.	Orefield, Pa. / Parkland
36	Elijah Black	Midfield	5-8	180	Fr.	Mundelein, Ill. / Saint Viator
39	Joey Salisbury	Defense	6-0	188	Sr.	Damascus, Md. / Damascus
40	Carter Hilleary	Midfield	6-0	180	Fr.	Columbus, Ohio / St. Francis DeSales
41	Sam Faber	Face-Off	5-11	195	Fr.	Haslett, Mich. / Haslett
42	Caleb Mahoney	Defense	6-0	189	Sr.	Holliston, Mass. / The Rivers School
43	George Walsh	Defense	6-1	196	So.	York, Pa. / Calvert Hall
44	Tre LeClaire	Attack	6-2	205	Sr.	Surrey, British Columbia / Elgin Park Secondary
45	Alec Cerasoli	Midfield	5-10	154	So.	Phoenix, Md. / Loyola Blakefield
46	Stephen Zupicich	Defense	6-1	190	Fr.	Bronxville, N.Y. / Fordham Prep
47	Anthony Ameo	Midfield	6-2	192	So.	Painesville, Ohio / St. Ignatius
48	Jed Manning	Defense	6-5	212	Jr.	Cockeysville, Md. / The Hill Academy
49	Ben Williams	Midfield	6-3	175	Rs.-Fr.	Potomac, Md. / St. John's College H.S.
50	Evan Riss	Defense	6-0	185	Jr.	Columbia, Md. / Oakland Mills
52	Jacob Snyder	Defense	6-2	205	Fr.	Fallston, Md. / Calvert Hall

Head Coach: Nick Myers (Springfield '01), 12th year

Assistant Coach: Dylan Sheridan (Claremont McKenna '06), first year

Assistant Coach: Travis Crane (Penn State '13), fourth year

Volunteer Assistant Coach: Andrew Vossler (Rollins '12), second year

Strength & Conditioning Coach: Kevin Enchelmeyer (DePauw '12), second year

Director of Operations: Mark Bergey (WNEC '06), 12th year

Director of Events: Madison Reid (Ohio State '16), fourth year



BRANDON BARKER // 19

Midfield • 6-1 • 208 lbs.

Senior • Pittsford, N.Y. • Pittsford Mendon

Career Games Played: 20 • Career Starts: 0

Major: Sport Industry • Scored his first career goal last week vs. Cornell

OFFENSE	GP-GS	G	A	Pts	Shots	Shot%	SOG	SOG%	UP	DN	GB	TO	CT	Faceoff	Pct.	Pen-Min
2016	2-0	0	0	0	0	.000	0	.000	0	0	1	0	1	0-0	.000	0-0.0
2017	2-0	0	0	0	0	.000	0	.000	0	0	0	0	0	0-0	.000	0-0.0
2019	10-0	0	0	0	1	.000	0	.000	0	0	5	2	2	0-0	.000	4-4.0
2020	6-0	2	1	3	4	.500	3	.750	0	0	5	2	2	0-0	.000	2-2.0
TOTAL	20-0	2	1	3	5	.400	3	.600	0	0	11	4	5	0-0	.000	6-6.0

BARKER'S CAREER HIGHS

Points: 1, Detroit Mercy, Feb 04, 2020 ; Cornell, Mar 01, 2020 ; Hofstra, Mar 07, 2020

Goals: 1, Cornell, Mar 01, 2020 ; Hofstra, Mar 07, 2020

Assists: 1, Detroit Mercy, Feb 04, 2020

Shots: 1, 6 times

Ground balls: 2, Detroit Mercy, Feb 04, 2020

Caused turnovers: 2, Massachusetts, Feb 15, 2020



COLBY BARKER // 18

Midfield • 6-1 • 201 lbs.

Junior • Pittsford, N.Y. • Pittsford Mendon

Career Games Played: 17 • Career Starts: 0

Major: Sport Industry • Expected to be a key contributor on the second midfield

OFFENSE	GP-GS	G	A	Pts	Shots	Shot%	SOG	SOG%	UP	DN	GB	TO	CT	Faceoff	Pct.	Pen-Min
2018	2-0	0	0	0	1	.000	1	1.000	0	0	0	1	0	0-0	.000	0-0.0
2019	11-0	2	0	2	8	.250	6	.750	0	0	8	2	2	0-0	.000	3-2.5
2020	4-0	0	0	0	0	.000	0	.000	0	0	2	0	2	0-0	.000	1-1.0
TOTAL	17-0	2	0	2	9	.222	7	.778	0	0	10	3	4	0-0	.000	4-3.5

BARKER'S CAREER HIGHS

Points: 2, Boston University, Feb 09, 2019

Goals: 2, Boston University, Feb 09, 2019

Shots: 2, Boston University, Feb 09, 2019; at Massachusetts, Feb 16, 2019

Ground balls: 3, Bucknell, Feb 23, 2019

Caused turnovers: 1, 4 times



LUKAS BUCKLEY // 7

Midfield • 6-1 • 192 lbs.

Senior • Walpole, Mass. • Xaverian Brothers

Career Games Played: 54 • Career Starts: 29

Major: Master's in Finance • Is one of three captains for the 2020 Buckeyes

OFFENSE	GP-GS	G	A	Pts	Shots	Shot%	SOG	SOG%	UP	DN	GB	TO	CT	Faceoff	Pct.	Pen-Min
2017	21-8	15	6	21	43	.349	25	.581	1	0	15	15	2	0-0	.000	0-0.0
2018	15-8	7	5	12	25	.280	16	.640	0	0	3	7	0	0-0	.000	1-0.5
2019	12-12	5	8	13	26	.192	13	.500	0	0	5	11	1	0-0	.000	3-2.0
2020	6-1	1	1	2	9	.111	3	.333	0	0	2	5	0	0-0	.000	1-1.0
TOTAL	54-29	28	20	48	103	.272	57	.553	1	0	25	38	3	0-0	.000	5-3.5

BUCKLEY'S CAREER HIGHS

Points: 4, Detroit Mercy, Feb 11, 2017

Goals: 3, Detroit Mercy, Feb 11, 2017

Assists: 2, Bucknell, Feb 23, 2019; at Jacksonville, Feb 25, 2018; at Hofstra, Mar 09, 2019

Shots: 6, Detroit Mercy, Feb 11, 2017

Ground balls: 2, 4 times

Man-up goals: 1, Cleveland State, Mar 11, 2017

Caused turnovers: 1, Maryland, Apr 20, 2019; Jacksonville, Feb 25, 2017; at Marquette, Mar 03, 2017



J.T. BUGLIOSI // 3

Midfield • 5-8 • 163 lbs.

Junior • Forest Hills, Md. • Calvert Hall

Career Games Played: 29 • Career Starts: 6

Major: Finance • Has four career multi-point games

OFFENSE	GP-GS	G	A	Pts	Shots	Shot%	SOG	SOG%	UP	DN	GB	TO	CT	Faceoff	Pct.	Pen-Min
2018	15-6	8	4	12	40	.200	28	.700	2	0	16	13	3	0-0	.000	0-0.0
2019	9-0	2	2	4	14	.143	6	.429	0	0	4	4	0	0-0	.000	0-0.0
2020	5-0	2	1	3	7	.286	3	.429	0	0	3	5	1	0-0	.000	0-0.0
TOTAL	29-6	12	7	19	61	.197	37	.607	2	0	23	22	4	0-0	.000	0-0.0

BUGLIOSI'S CAREER HIGHS

Points: 2, 5 times

Goals: 2, at Denver, 03/17/18; at Denver, Mar 17, 2018; Notre Dame, Mar 25, 2018


Assists: 1, 7 times

Shots: 5, Boston University, Feb 10, 2018; Notre Dame, Mar 25, 2018

Ground balls: 4, at Denver, Mar 17, 2018

Man-up goals: 1, Rutgers, Apr 28, 2018; Notre Dame, Mar 25, 2018

Caused turnovers: 1, at Cleveland State, Feb 03, 2018; Boston University, Feb 10, 2018; Notre Dame, Mar 25, 2018



MICHAEL

CLIBANOFF // 13

Goalie • 5-11 • 168 lbs.

Sophomore • Ambler, Pa. • La Salle College H.S.

Career Games Played: 2 • Career Starts: 0

Major: Sport Industry • Made his Ohio State debut last season at Hofstra

OFFENSE	GP-GS	G	A	Pts	Shots	Shot%	SOG	SOG%	UP	DN	GB	TO	CT	Faceoff	Pct.	Pen-Min
2019	1-0	0	0	0	0	.000	0	.000	0	0	0	0	0	0-0	.000	0-0.0
2020	1-0	0	0	0	0	.000	0	.000	0	0	0	0	0	0-0	.000	0-0.0
TOTAL	2-0	0	0	0	0	.000	0	.000	0	0	0	0	0	0-0	.000	0-0.0

GOALIE	GP-GS	Minutes	GA	GaAvg	Saves	SavePct	W-L-T	Sho
2019	1-0	1:50	0	0.00	0	0.000	0-0-0	0
2020	1-0	3:05	1	19.46	0	0.000	0-0-0	0
TOTAL	2-0	4:55	1	18.23	0	0.000	0-0-0	0

CLIBANOFF'S CAREER HIGHS

Ground balls: 1, Bucknell, Feb 23, 2019



OMARI

DEBERRY // 20

Midfield • 6-2 • 170 lbs.

Junior • Woodstock, Md. • Calvert Hall

Career Games Played: 21 • Career Starts: 0

Major: Sport Industry • A member of last summer's Huntington Bucks Go Pro 1.0 Class

OFFENSE	GP-GS	G	A	Pts	Shots	Shot%	SOG	SOG%	UP	DN	GB	TO	CT	Faceoff	Pct.	Pen-Min
2018	5-0	1	1	2	2	.500	2	1.000	0	0	1	3	0	0-0	.000	0-0.0
2019	11-0	0	1	1	3	.000	1	.333	0	0	10	3	1	0-0	.000	0-0.0
2020	5-0	0	0	0	1	.000	0	.000	0	0	3	3	1	0-0	.000	0-0.0
TOTAL	21-0	1	2	3	6	.167	3	.500	0	0	14	9	2	0-0	.000	0-0.0

DEBERRY'S CAREER HIGHS

Points: 2, at Johns Hopkins, Apr 07, 2018

Goals: 1, at Johns Hopkins, Apr 07, 2018

Assists: 1, at Johns Hopkins, Apr 07, 2018; at Notre Dame, Mar 23, 2019

Shots: 2, at Johns Hopkins, Apr 14, 2019

Ground balls: 3, Bucknell, Feb 23, 2019; at Hofstra, Mar 09, 2019

Caused turnovers: 1, Bucknell, Feb 23, 2019



CHRISTIAN FELIZIANI // 23

Midfield • 5-8 • 171 lbs.

Senior • Boothwyn, Pa. • Episcopal Academy

Career Games Played: 34 • Career Starts: 3

Major: Sport Industry • Career high 13 face-off wins vs. Detroit in the 2020 opener

OFFENSE	GP-GS	G	A	Pts	Shots	Shot%	SOG	SOG%	UP	DN	GB	TO	CT	Faceoff	Pct.	Pen-Min
2017	10-0	0	0	0	0	.000	0	.000	0	0	9	0	0	26-54	.481	1-0.5
2018	12-0	1	0	1	1	1.000	1	1.000	0	0	19	2	0	55-99	.556	1-3.0
2019	7-0	0	0	0	0	.000	0	.000	0	0	2	0	0	9-21	.429	1-0.5
2020	5-3	0	0	0	0	.000	0	.000	0	0	10	1	0	28-62	.452	1-0.5
TOTAL	34-3	1	0	1	1	1.000	1	1.000	0	0	40	3	0	118-236	.500	4-4.5

FELIZIANI'S CAREER HIGHS

Points: 1, Boston University, Feb 10, 2018

Goals: 1, Boston University, Feb 10, 2018

Shots: 1, Boston University, Feb 10, 2018

Ground balls: 5, vs Bellarmine, Mar 05, 2017; Boston University, Feb 10, 2018; Towson, Mar 10, 2018

Faceoffs won: 13, Detroit Mercy, Feb 04, 2020



BRANDON FISHER // 14

Midfield • 6-3 • 173 lbs.

Sophomore • Lorton, Va. • Paul VI


Career Games Played: 5 • Career Starts: 0

Major: Management & Industry • Played vs. Hofstra and Boston University last season

OFFENSE	GP-GS	G	A	Pts	Shots	Shot%	SOG	SOG%	UP	DN	GB	TO	CT	Faceoff	Pct.	Pen-Min
2019	2-0	0	0	0	0	.000	0	.000	0	0	1	2	0	0-0	.000	0-0.0
2020	3-0	0	0	0	2	.000	0	.000	0	0	0	1	0	0-0	.000	0-0.0
TOTAL	5-0	0	0	0	2	.000	0	.000	0	0	1	3	0	0-0	.000	0-0.0

FISHER'S CAREER HIGHS

Ground balls: 1, at Hofstra, Mar 09, 2019



JEFF HENRICK // 11

Defense • 5-11 • 185 lbs.

Senior • Orangeville, Ontario • The Hill Academy

Career Games Played: 52 • Career Starts: 15

Major: Sport Industry • *Inside Lacrosse* Preseson All-Big Ten

OFFENSE	GP-GS	G	A	Pts	Shots	Shot%	SOG	SOG%	UP	DN	GB	TO	CT	Faceoff	Pct.	Pen-Min
2017	21-0	2	0	2	7	.286	6	.857	0	0	22	7	11	0-0	.000	6-4.0
2018	15-0	2	1	3	5	.400	4	.800	0	0	23	5	5	0-0	.000	8-6.0
2019	12-12	0	1	1	4	.000	3	.750	0	0	17	7	7	0-0	.000	5-5.0
2020	6-5	1	1	2	3	.333	3	1.000	0	0	16	3	6	0-0	.000	4-3.5
TOTAL	54-17	5	3	8	19	.263	16	.842	0	0	78	22	29	0-0	.000	23-18.5

HENRICK'S CAREER HIGHS


Points: 1, 8 times

Goals: 1, 5 times

Assists: 1, at Johns Hopkins, Apr 07, 2018; at Massachusetts, Feb 16, 2019; at Bucknell, Feb 22, 2020

Ground balls: 5, Jacksonville, Feb 25, 2017

Caused turnovers: 3 [t-9th], at Boston University, Feb 08, 2020; Massachusetts, Feb 15, 2020


GRIFFIN
HUGHES // 9

Midfield • 5-7 • 170 lbs.

Junior • Powell, Ohio • Olentangy Liberty

Career Games Played: 17 • Career Starts: 1

Major: Communication • Multiple goals in four of the first six games this season

OFFENSE	GP-GS	G	A	Pts	Shots	Shot%	SOG	SOG%	UP	DN	GB	TO	CT	Faceoff	Pct.	Pen-Min
2018	1-0	0	0	0	0	.000	0	.000	0	0	0	0	0	0-0	.000	0-0-0
2019	10-0	3	0	3	7	.429	4	.571	0	0	1	2	0	0-0	.000	0-0-0
2020	6-1	11	4	15	18	.611	16	.889	0	0	6	5	1	0-0	.000	0-0-0
TOTAL	17-1	14	4	18	25	.560	20	.800	0	0	7	7	1	0-0	.000	0-0-0

HUGHES' CAREER HIGHS**Points:** 4, Hofstra, Mar 07, 2020**Goals:** 3, Detroit Mercy, Feb 04, 2020 ; Hofstra, Mar 07, 2020**Assists:** 2, Cornell, Mar 01, 2020**Shots:** 4, 4 times**Ground balls:** 3, at Boston University, Feb 08, 2020**Caused turnovers:** 1, Detroit Mercy, Feb 04, 2020
JUSTIN
INACIO // 30

Midfield • 5-10 • 183 lbs.

Junior • Oakville, Ontario • The Hill Academy

Career Games Played: 28 • Career Starts: 0

Major: Biology • 2019 Big Ten co-Specialist of the Year

OFFENSE	GP-GS	G	A	Pts	Shots	Shot%	SOG	SOG%	UP	DN	GB	TO	CT	Faceoff	Pct.	Pen-Min
2018	14-0	0	1	1	7	.000	2	.286	0	0	47	4	1	130-212	.613	1-1-0
2019	12-0	2	1	3	14	.143	7	.500	0	0	120	12	1	181-284	.637	1-1-0
2020	3-2	1	0	1	2	.500	1	.500	0	0	23	2	0	57-83	.687	0-0-0
TOTAL	29-2	3	2	5	23	.130	10	.435	0	0	190	18	2	368-579	.636	2-2-0

INACIO'S CAREER HIGHS**Points:** 1, 5 times**Goals:** 1, at Bucknell, Feb 22, 2020 ; vs Marquette, Mar 02, 2019 ; at Hofstra, Mar 09, 2019**Assists:** 1, at Johns Hopkins, Apr 07, 2018 ; Cleveland State, Feb 02, 2019**Shots:** 2, 7 times**Ground balls:** 19, at Michigan, Apr 26, 2019**Caused turnovers:** 1, Boston University, Feb 10, 2018 ; Bucknell, Feb 23, 2019**Faceoffs won:** 30, Cornell, Mar 01, 2020



JOSH KIRSON // 8

Goalie • 6-2 • 211 lbs.

Senior • Newton, Mass. • The Rivers School / The Hill Academy

Career Games Played: 26 • Career Starts: 24

Major: Finance • Has started 24 of the last 26 games since the 2018 season

OFFENSE	GP-GS	G	A	Pts	Shots	Shot%	SOG	SOG%	UP	DN	GB	TO	CT	Faceoff	Pct.	Pen-Min
2018	8-7	0	0	0	0	.000	0	.000	0	0	16	1	0	0-0	.000	0-0.0
2019	12-11	0	0	0	1	.000	1	1.000	0	0	20	4	2	0-0	.000	0-0.0
2020	6-6	0	0	0	1	.000	0	.000	0	0	7	5	1	0-0	.000	0-0.0
TOTAL	26-24	0	0	0	2	.000	1	.500	0	0	43	10	3	0-0	.000	0-0.0

GOALIE	GP	Minutes	GA	GaAvg	Saves	SavePct	W-L-T	Sho
2018	8-7	443:14	65	8.80	61	0.484	3-4-0	0
2019	12-11	676:26	119	10.56	120	0.502	7-4-0	0
2020	6-6	334:37	56	10.04	84	0.600	4-2-0	0
TOTAL	26-24	1454:17	240	9.90	265	0.525	14-10-0	0

KIRSON'S CAREER HIGHS

Shots: 1, at Penn State, Apr 07, 2019; at Boston University, Feb 08, 2020

Saves: 19, Hofstra, Mar 07, 2020

Ground balls: 5, Notre Dame, Mar 25, 2018

Caused turnovers: 1, at Penn State, Apr 07, 2019; at Boston University, Feb 08, 2020; at Massachusetts, Feb 16, 2019



TRE LECLAIRE // 44

Attack • 6-2 • 205 lbs.

Senior • Surrey, British Columbia • Elgin Park Secondary

Career Games Played: 53 • Career Starts: 47

Major: Sport Industry • Three-time All-American who is 18 goals shy of Ohio State's all-time record

OFFENSE	GP-GS	G	A	Pts	Shots	Shot%	SOG	SOG%	UP	DN	GB	TO	CT	Faceoff	Pct.	Pen-Min
2017	21-16	49	16	65	126	.389	77	.611	7	0	23	24	4	0-0	.000	4-2.0
2018	15-14	26	11	37	96	.271	56	.583	3	0	25	13	3	0-0	.000	4-4.0
2019	11-11	34	3	37	90	.378	58	.644	2	0	15	14	4	0-0	.000	1-1.0
2020	6-6	21	7	28	52	.404	33	.635	2	0	10	11	8	0-0	.000	3-2.5
TOTAL	53-47	130	37	167	364	.357	224	.615	14	0	73	62	19	0-0	.000	12-9.5

LECLAIRE'S CAREER HIGHS

Points: 8, Detroit Mercy, Feb 04, 2020; Cornell, Mar 01, 2020; at Michigan, Apr 15, 2017

Goals: 6, Detroit Mercy, Feb 04, 2020; Cornell, Mar 01, 2020; Johns Hopkins, May 04, 2017

Assists: 5, at Michigan, Apr 15, 2017

Shots: 13, Johns Hopkins, May 04, 2017

Ground balls: 4, vs Johns Hopkins, May 3, 2018 ; vs Bellarmine, Mar 05, 2017

Man-up goals: 1, 14 times

Caused turnovers: 3, Cornell, Mar 01, 2020



CALEB

MAHONEY // 42

Defense • 6-0 • 189 lbs.

Senior • Holliston, Mass. • The Rivers School

Career Games Played: 22 • Career Starts: 2

Major: Civil Engineering • Played in a career-high 11 games last season

OFFENSE	GP-GS	G	A	Pts	Shots	Shot%	SOG	SOG%	UP	DN	GB	TO	CT	Faceoff	Pct.	Pen-Min
2017	6-0	0	0	0	0	.000	0	.000	0	0	0	0	0	0-0	.000	1-0.5
2018	1-0	0	0	0	0	.000	0	.000	0	0	0	0	0	0-0	.000	0-0.0
2019	11-0	0	0	0	1	.000	0	.000	0	0	3	0	2	0-0	.000	1-0.5
2020	4-2	0	0	0	0	.000	0	.000	0	0	4	0	0	0-0	.000	0-0.0
TOTAL	22-2	0	0	0	1	.000	0	.000	0	0	7	0	2	0-0	.000	2-1.0

MAHONEY'S CAREER HIGHS

Shots: 1, at Johns Hopkins, Apr 14, 2019

Ground balls: 1, 4 times

Caused turnovers: 1, at Johns Hopkins, Apr 14, 2019; at Notre Dame, Mar 23, 2019



CONNOR

MITCHELL // 24

Midfield • 6-1 • 218 lbs.

Freshman • Baltimore, Md. • Calvert Hall

Career Games Played: 4 • Career Starts: 0

Major: Finance • At least one point in each of his first three collegiate games

OFFENSE	GP-GS	G	A	Pts	Shots	Shot%	SOG	SOG%	UP	DN	GB	TO	CT	Faceoff	Pct.	Pen-Min
2020	4-0	4	1	5	10	.400	7	.700	2	0	3	4	0	0-0	.000	0-0.0
TOTAL	4-0	4	1	5	10	.400	7	.700	2	0	3	4	0	0-0	.000	0-0.0

MITCHELL'S CAREER HIGHS

Points: 2, at Boston University, Feb 08, 2020; Massachusetts, Feb 15, 2020


Goals: 2, Massachusetts, Feb 15, 2020

Assists: 1, at Boston University, Feb 08, 2020

Shots: 4, Detroit Mercy, Feb 04, 2020

Ground balls: 1, Detroit Mercy, Feb 04, 2020; at Boston University, Feb 08, 2020; Massachusetts, Feb 15, 2020

Man-up goals: 2 [t-5th], Massachusetts, Feb 15, 2020



GRANT

MITCHELL // 10

Midfield • 6-1 • 206 lbs.

Freshman • Baltimore, Md. • Calvert Hall

Career Games Played: 5 • Career Starts: 0

Major: Finance • At least one point in four of his first five collegiate games

OFFENSE	GP-GS	G	A	Pts	Shots	Shot%	SOG	SOG%	UP	DN	GB	TO	CT	Faceoff	Pct.	Pen-Min
2020	6-0	4	4	8	13	.308	7	.538	0	0	2	5	0	0-0	.000	0-0.0
TOTAL	6-0	4	4	8	13	.308	7	.538	0	0	2	5	0	0-0	.000	0-0.0

MITCHELL'S CAREER HIGHS

Points: 5, Detroit Mercy, Feb 04, 2020

Goals: 2, Detroit Mercy, Feb 04, 2020

Assists: 3, Detroit Mercy, Feb 04, 2020

Shots: 4, Hofstra, Mar 07, 2020

Ground balls: 1, Massachusetts, Feb 15, 2020; Hofstra, Mar 07, 2020



NICK MUSCI // 16

Midfield • 5-8 • 173 lbs.

Senior • Westerville, Ohio • St. Francis De Sales

Career Games Played: 20 • Career Starts: 0

Major: Finance • Had career highs last year in every statistical category

OFFENSE	GP-GS	G	A	Pts	Shots	Shot%	SOG	SOG%	UP	DN	GB	TO	CT	Faceoff	Pct.	Pen-Min
2017	8-0	3	0	3	4	.750	3	.750	0	0	0	0	0	0-0	.000	1-1.0
2018	3-0	0	0	0	4	.000	0	.000	0	0	2	0	0	0-0	.000	0-0.0
2019	9-0	5	1	6	14	.357	10	.714	0	0	0	4	0	0-0	.000	0-0.0
2020	1-0	0	0	0	1	.000	1	1.000	0	0	0	0	0	0-0	.000	0-0.0
TOTAL	21-0	8	1	9	23	.348	14	.609	0	0	2	4	0	0-0	.000	1-1.0

MUSCI'S CAREER HIGHS

Points: 2, Boston University, Feb 09, 2019

Goals: 1, 8 times

Assists: 1, Boston University, Feb 09, 2019

Shots: 3, Rutgers, Mar 31, 2019

Ground balls: 1, Boston University, Feb 10, 2018 ; Hofstra, Feb 17, 2018



JACK MYERS // 2

Attack • 6-4 • 200 lbs.

Sophomore • Bethesda, Md. • Gonzaga College H.S.

Career Games Played: 16 • Career Starts: 16

Major: Finance • Most assists by a freshman since Logan Schuss in 2010

OFFENSE	GP-GS	G	A	Pts	Shots	Shot%	SOG	SOG%	UP	DN	GB	TO	CT	Faceoff	Pct.	Pen-Min
2019	11-11	17	20	37	47	.362	30	.638	0	0	11	16	2	0-0	.000	3-2.0
2020	6-6	12	16	28	25	.480	17	.680	0	0	9	16	2	0-0	.000	1-0.5
TOTAL	17-17	29	36	65	72	.403	47	.653	0	0	20	32	4	0-0	.000	4-2.5

MYERS' CAREER HIGHS

Points: 9 [t-4th], Detroit Mercy, Feb 04, 2020

Goals: 7 [t-2nd], Bucknell, Feb 23, 2019

Assists: 5 [t-5th], Detroit Mercy, Feb 04, 2020

Shots: 8, Bucknell, Feb 23, 2019

Ground balls: 2, 6 times

Caused turnovers: 1, 4 times



JACKSON REID // 29

Attack • 5-10 • 158 lbs.

Junior • Guelph, Ontario • Culver Academy

Career Games Played: 33 • Career Starts: 31

Major: Sport Industry • Was Ohio State's leading scorer in Big Ten games last season (13 G, 3A, 16 pts.)

OFFENSE	GP-GS	G	A	Pts	Shots	Shot%	SOG	SOG%	UP	DN	GB	TO	CT	Faceoff	Pct.	Pen-Min
2018	15-13	23	5	28	69	.333	41	.594	1	0	22	12	3	0-0	.000	2-1.5
2019	12-12	29	8	37	84	.345	48	.571	4	0	21	13	1	0-0	.000	1-0.5
2020	6-6	14	7	21	38	.368	28	.737	0	0	8	5	3	0-0	.000	2-2.0
TOTAL	33-31	66	20	86	191	.346	117	.613	5	0	51	30	7	0-0	.000	5-4.0

REID'S CAREER HIGHS

Points: 7, Detroit Mercy, Feb 04, 2020

Goals: 5, at Johns Hopkins, Apr 14, 2019; at Michigan, Apr 26, 2019; vs Marquette, Mar 02, 2019

Assists: 3, Detroit Mercy, Feb 04, 2020

Shots: 12, at Johns Hopkins, Apr 14, 2019; at Michigan, Apr 26, 2019

Ground balls: 4, at Cleveland State, Feb 03, 2018; Boston University, Feb 09, 2019; at Jacksonville, Feb 25, 2018

Man-up goals: 2, at Michigan, Apr 26, 2019

Caused turnovers: 2, Boston University, Feb 10, 2018



EVAN RISS // 50

Midfield • 6-0 • 185 lbs.

Junior • Columbia, Md. • Oakland Mills

Career Games Played: 29 • Career Starts: 0

Major: Finance • Will play short stick defensive midfield this season

OFFENSE	GP-GS	G	A	Pts	Shots	Shot%	SOG	SOG%	UP	DN	GB	TO	CT	Faceoff	Pct.	Pen-Min
2018	11-0	0	0	0	0	.000	0	.000	0	0	1	0	0	0-3	.000	0-0.0
2019	12-0	0	0	0	3	.000	1	.333	0	0	18	1	4	0-1	.000	3-2.0
2020	6-0	0	0	0	0	.000	0	.000	0	0	6	2	0	0-0	.000	0-0.0
TOTAL	29-0	0	0	0	3	.000	1	.333	0	0	25	3	4	0-4	.000	3-2.0

RISS' CAREER HIGHS

Shots: 1, at Johns Hopkins, Apr 14, 2019; Maryland, Apr 20, 2019; Cleveland State, Feb 02, 2019

Ground balls: 4, Bucknell, Feb 23, 2019

Caused turnovers: 1, 4 times



JOEY

SALISBURY // 39

Defense • 6-0 • 188 lbs.

Senior • Damascus, Md. • Damascus

Career Games Played: 26 • Career Starts: 14

Major: Accounting • Played in 18 consecutive games since 2019 at close defense

OFFENSE	GP-GS	G	A	Pts	Shots	Shot%	SOG	SOG%	UP	DN	GB	TO	CT	Faceoff	Pct.	Pen-Min
2017	5-0	0	0	0	0	.000	0	.000	0	0	0	0	1	0-0	.000	1-1.0
2018	3-0	0	0	0	0	.000	0	.000	0	0	0	0	0	0-0	.000	0-0.0
2019	12-8	0	1	1	1	.000	0	.000	0	0	13	0	5	0-0	.000	2-1.5
2020	6-6	0	0	0	1	.000	0	.000	0	0	14	3	1	0-1	.000	1-0.5
TOTAL	26-14	0	1	1	2	.000	0	.000	0	0	27	3	7	0-1	.000	4-3.0

SALISBURY'S CAREER HIGHS

Points: 1, at Johns Hopkins, Apr 14, 2019**Assists:** 1, at Johns Hopkins, Apr 14, 2019**Shots:** 1, at Michigan, Apr 26, 2019**Ground balls:** 4, Maryland, Apr 20, 2019; Massachusetts, Feb 15, 2020**Caused turnovers:** 2, Rutgers, Mar 31, 2019

COLBY

SMITH // 4

Attack • 6-2 • 200 lbs.

Junior • Lancaster, Pa. • Hempfield

Career Games Played: 31 • Career Starts: 6

Major: Biology • Game-winning OT goal last season at Notre Dame

OFFENSE	GP-GS	G	A	Pts	Shots	Shot%	SOG	SOG%	UP	DN	GB	TO	CT	Faceoff	Pct.	Pen-Min
2018	13-4	4	1	5	20	.200	12	.600	2	0	3	7	0	0-0	.000	0-0.0
2019	12-2	11	7	18	37	.297	22	.595	2	0	7	6	1	0-0	.000	1-0.5
2020	6-0	4	1	5	14	.286	6	.429	0	0	2	4	0	0-0	.000	0-0.0
TOTAL	31-6	19	9	28	71	.268	40	.563	4	0	12	17	1	0-0	.000	1-0.5

SMITH'S CAREER HIGHS

Points: 5, Bucknell, Feb 23, 2019**Goals:** 3, Bucknell, Feb 23, 2019**Assists:** 2, Bucknell, Feb 23, 2019; at Hofstra, Mar 09, 2019**Shots:** 6, at Michigan, Apr 26, 2019; Cornell, Mar 01, 2020**Ground balls:** 3, Cleveland State, Feb 02, 2019**Man-up goals:** 1, 4 times**Caused turnovers:** 1, Cleveland State, Feb 02, 2019



JACOB

SNYDER // 52


Defense • 6-2 • 203 lbs.

Freshman • Baltimore, Md. • Calvert Hall

Career Games Played: 6 • Career Starts: 6

Major: Earth Sciences • Is a member of the United State U19 national team

OFFENSE	GP-GS	G	A	Pts	Shots	Shot%	SOG	SOG%	UP	DN	GB	TO	CT	Faceoff	Pct.	Pen-Min
2020	6-6	0	0	0	1	.000	1	1.000	0	0	4	2	4	0-0	.000	2-2.0
TOTAL	6-6	0	0	0	1	.000	1	1.000	0	0	4	2	4	0-0	.000	2-2.0

Shots: 1, at Boston University, Feb 08, 2020**Ground balls:** 1, Detroit Mercy, Feb 04, 2020; at Boston University, Feb 08, 2020; Massachusetts, Feb 15, 2020**Caused turnovers:** 2, Detroit Mercy, Feb 04, 2020

RYAN

TEREFENKO // 34

Midfield • 6-0 • 187 lbs.

Senior • Sinking Spring, Pa. • Wilson

Career Games Played: 51 • Career Starts: 20

Major: Sport Industry • Three-time All-American and two-time first team All-Big Ten

OFFENSE	GP-GS	G	A	Pts	Shots	Shot%	SOG	SOG%	UP	DN	GB	TO	CT	Faceoff	Pct.	Pen-Min
2017	18-0	5	6	11	11	.455	7	.636	0	0	28	9	4	0-0	.000	3-1.5
2018	15-2	4	5	9	12	.333	7	.583	0	0	45	11	7	0-0	.000	7-4.5
2019	12-12	4	4	8	17	.235	13	.765	1	0	36	8	2	0-0	.000	4-3.0
2020	6-6	2	4	6	6	.333	2	.333	0	0	23	4	0	0-0	.000	1-1.0
TOTAL	51-20	15	19	34	46	.326	29	.630	1	0	132	32	13	0-0	.000	15-10.0

Points: 3, Denver, Mar 19, 2017**Goals:** 2, at Jacksonville, Feb 25, 2018; vs Marquette, Mar 02, 2019**Assists:** 2, Denver, Mar 19, 2017; Rutgers, Apr 28, 2018; at Hofstra, Mar 09, 2019**Shots:** 4, at Johns Hopkins, Apr 07, 2018**Ground balls:** 8, Rutgers, Apr 28, 2018**Man-up goals:** 1, at Massachusetts, Feb 16, 2019**Caused turnovers:** 2, vs Marquette, Mar 02, 2018; Penn State, Mar 31, 2018



SKYLAR

WAHLUND // 1

Goalie • 6-0 • 203 lbs.

Sophomore • Powell, Ohio • Olentangy Liberty

Career Games Played: 5 • Career Starts: 1

Major: Accounting • Started the second game of last season vs. Boston University

OFFENSE	GP-GS	G	A	Pts	Shots	Shot%	SOG	SOG%	UP	DN	GB	TO	CT	Faceoff	Pct.	Pen-Min
2019	3-1	0	0	0	0	.000	0	.000	0	0	2	1	0	0-0	.000	0-0.0
2020	2-0	0	0	0	0	.000	0	.000	0	0	0	0	0	0-0	.000	0-0.0
TOTAL	5-1	0	0	0	0	.000	0	.000	0	0	2	1	0	0-0	.000	0-0.0

GOALIE	GP-GS	Minutes	GA	GaAvg	Saves	SavePct	W-L-T	Sho
2019	3-1	43:07	10	13.92	9	0.474	1-0-0	0
2020	2-0	22:18	3	8.07	3	0.500	0-0-0	0
TOTAL	5-1	65:25	13	11.92	12	0.480	1-0-0	0

WAHLUND'S CAREER HIGHS

Saves: 8, Boston University, Feb 09, 2019

Ground balls: 2, Boston University, Feb 09, 2019



JOHNNY

WISEMAN // 22

Midfield • 5-10 • 174 lbs.

Sophomore • Powell, Ohio • Olentangy Liberty

Career Games Played: 15 • Career Starts: 0

Major: Management & Industry • Three goals, one assist at Johns Hopkins last season

OFFENSE	GP-GS	G	A	Pts	Shots	Shot%	SOG	SOG%	UP	DN	GB	TO	CT	Faceoff	Pct.	Pen-Min
2019	9-0	6	1	7	22	.273	15	.682	0	0	6	5	2	0-0	.000	0-0.0
2020	6-0	3	5	8	14	.214	8	.571	0	0	5	6	1	0-0	.000	0-0.0
TOTAL	15-0	9	6	15	36	.250	23	.639	0	0	11	11	3	0-0	.000	0-0.0

WISEMAN'S CAREER HIGHS

Points: 4, at Johns Hopkins, Apr 14, 2019

Goals: 3, at Johns Hopkins, Apr 14, 2019

Assists: 1, at Johns Hopkins, Apr 14, 2019

Shots: 6, Hofstra, Mar 07, 2020

Ground balls: 2, Hofstra, Mar 07, 2020

Caused turnovers: 2, Boston University, Feb 09, 2019

2020 STATISTICS

RECORD	OVERALL	HOME	AWAY	NEUTRAL
All Games	4-2	2-2	2-0	0-0
Conference	0-0	0-0	0-0	0-0
Non-Conference.....	4-2	2-2	2-0	0-0

Date	Opponent	W/L	Score	Attend
Feb 4, 2020	DETROIT MERCY	W	23-9	762
Feb 8, 2020	at Boston University	W	11-4	625
Feb 15, 2020	MASSACHUSETTS	L	7-9	942
Feb 22, 2020	at Bucknell	W	15-11	520
Mar 01, 2020	CORNELL	L	16-17	1352
Mar 07, 2020	HOFSTRA	W	12-10	1028

TEAM STATISTICS**OSU****OPP****SHOT STATISTICS**

Goals-Shot attempts.....	84-232	60-236
Goals scored per game	14.00	10.00
Shot pct.....	.362	.254
Shots on goal-Attempts.....	144-232	147-236
SOG pct.....	.621	.623
Shots/Game	38.7	39.3
Assists	55	32

MAN-UP OPPORTUNITIES

Goals-Opportunities	4-16	4-16
Conversion Percent.....	.250	.250

GOAL BREAKDOWN

Total Goals.....	84	60
Man-up	4	4
Man-down	0	0
Unassisted.....	29	28
Overtime	0	0
Goals scored average.....	14.00	10.00

GROUND BALLS 189 179**TURNOVERS 110 89****CAUSED TURNOVERS.....39 55****FACEOFFS (W-L) 91-163 72-163**

Faceoff W-L Pct.....558 .442

CLEARs109-121 105-135

Clear Pct.901 .778

PENALTIES

Number19 17

Minutes.....16:30 15:30

SHOT CLOCK VIOLATIONS..... 9 5**ATTENDANCE**

Total.....4084 1145

Dates/Avg Per Date4/1021 2/572

Neutral Site #/Avg.....0/0

INDIVIDUAL STATISTICS

##	Name	GP-GS	G	A	Pts	Sh	Shot%	SOG	SOG%	UP	DN	GB	T/O	CT	Faceoff	Pct	Pen	Min
44	Leclaire, Tre.....	6-6	21	7	28	52	.404	33	.635	2	0	10	11	8	0-0	.000	3	2.5
2	Myers, Jack.....	6-6	12	16	28	25	.480	17	.680	0	0	9	16	2	0-0	.000	1	0.5
29	Reid, Jackson.....	6-6	14	7	21	38	.368	28	.737	0	0	8	5	3	0-0	.000	2	2.0
9	Hughes, Griffin.....	6-1	11	4	15	18	.611	16	.889	0	0	6	5	1	0-0	.000	0	0.0
10	Mitchell, Grant.....	6-0	4	4	8	13	.308	7	.538	0	0	2	5	0	0-0	.000	0	0.0
22	Wiseman, Johnny	6-0	3	5	8	14	.214	8	.571	0	0	5	6	1	0-0	.000	0	0.0
34	Terefenko, Ryan	6-6	2	4	6	6	.333	2	.333	0	0	23	4	0	0-0	.000	1	1.0
4	Smith, Colby	6-0	4	1	5	14	.286	6	.429	0	0	2	4	0	0-0	.000	0	0.0
24	Mitchell, Connor.....	4-0	4	1	5	10	.400	7	.700	2	0	3	4	0	0-0	.000	0	0.0
3	Bugliosi, JT	5-0	2	1	3	7	.286	3	.429	0	0	3	5	1	0-0	.000	0	0.0
19	Barker, Brandon	6-0	2	1	3	4	.500	3	.750	0	0	5	2	2	0-0	.000	2	2.0
7	Buckley, Lukas.....	6-1	1	1	2	9	.111	3	.333	0	0	2	5	0	0-0	.000	1	1.0
11	Henrick, Jeff	6-5	1	1	2	3	.333	3	1.000	0	0	16	3	6	0-0	.000	4	3.5
17	Ludd, Zach.....	2-0	1	1	2	2	.500	1	.500	0	0	0	0	0	0-0	.000	0	0.0
33	Hendricks, TJ	1-0	1	0	1	2	.500	1	.500	0	0	0	0	0	0-0	.000	0	0.0
30	Inacio, Justin	3-2	1	0	1	2	.500	1	.500	0	0	23	2	0	57-83	.687	0	0.0
35	Cipolla, James	1-0	0	1	1	0	.000	0	.000	0	0	1	0	0	0-0	.000	0	0.0
26	Nilsen, Garrett.....	1-0	0	0	0	2	.000	2	1.000	0	0	0	1	1	0-0	.000	0	0.0
14	Fisher, Brandon	3-0	0	0	0	2	.000	0	.000	0	0	0	1	0	0-0	.000	0	0.0
52	Snyder, Jacob	6-6	0	0	0	1	.000	1	1.000	0	0	4	2	4	0-0	.000	2	2.0
46	Zupicich, Stephen.....	5-0	0	0	0	1	.000	0	.000	0	0	9	1	2	0-5	.000	0	0.0
39	Salisbury, Joey.....	6-6	0	0	0	1	.000	0	.000	0	0	14	3	1	0-1	.000	1	0.5
25	Pehlke, Mitchell	1-0	0	0	0	1	.000	1	1.000	0	0	0	0	0	0-0	.000	0	0.0
20	DeBerry, Omari.....	5-0	0	0	0	1	.000	0	.000	0	0	3	3	1	0-0	.000	0	0.0
16	Musci, Nick	1-0	0	0	0	1	.000	1	1.000	0	0	0	0	0	0-0	.000	0	0.0
12	Clibanoff, Matthew....	1-0	0	0	0	1	.000	0	.000	0	0	0	1	0	0-0	.000	0	0.0
8	Kirson, Josh.....	6-6	0	0	0	1	.000	0	.000	0	0	7	5	1	0-0	.000	0	0.0
6	White, Scott.....	1-0	0	0	0	1	.000	0	.000	0	0	0	0	0	0-0	.000	0	0.0
50	Riss, Evan.....	6-0	0	0	0	0	.000	0	.000	0	0	6	2	0	0-0	.000	0	0.0
49	Williams, Ben.....	4-4	0	0	0	0	.000	0	.000	0	0	3	0	2	0-0	.000	0	0.0
48	Manning, Jed	1-0	0	0	0	0	.000	0	.000	0	0	0	0	0	0-0	.000	0	0.0
47	Ameo, Anthony.....	1-0	0	0	0	0	.000	0	.000	0	0	1	0	0	3-4	.750	0	0.0
45	Cerasoli, Alec.....	1-0	0	0	0	0	.000	0	.000	0	0	1	0	0	0-0	.000	0	0.0
43	Walsh, George	1-0	0	0	0	0	.000	0	.000	0	0	1	0	1	0-0	.000	0	0.0
42	Mahoney, Caleb	4-2	0	0	0	0	.000	0	.000	0	0	4	0	0	0-0	.000	0	0.0
41	Faber, Sam.....	2-0	0	0	0	0	.000	0	.000	0	0	0	0	0	2-6	.333	0	0.0
40	Hilleary, Carter.....	2-0	0	0	0	0	.000	0	.000	0	0	1	1	0	0-0	.000	0	0.0
36	Black, Elijah	1-0	0	0	0	0	.000	0	.000	0	0	2	0	0	0-0	.000	0	0.0
31	Galbraith, Gabe	1-0	0	0	0	0	.000	0	.000	0	0	1	1	0	0-0	.000	0	0.0
27	Hogan, James.....	1-0	0	0	0	0	.000	0	.000	0	0	1	0	0	1-2	.500	0	0.0
23	Feliziani, Christian....	5-3	0	0	0	0	.000	0	.000	0	0	10	1	0	28-62	.452	1	0.5
18	Barker, Colby.....	4-0	0	0	0	0	.000	0	.000	0	0	2	0	2	0-0	.000	1	1.0
15	Raney, Carson.....	2-0	0	0	0	0	.000	0	.000	0	0	0	0	0	0-0	.000	0	0.0
13	Clibanoff, Michael	2-0	0	0	0	0	.000	0	.000	0	0	1	0	0	0-0	.000	0	0.0
1	Wahlund, Skylar.....	2-0	0	0	0	0	.000	0	.000	0	0	0	0	0	0-0	.000	0	0.0
	Total.....	6	84	55	139	232	.362	144	.621	4	0	189	110	39	91-163	.558	19	16.5
	Opponents	6	60	32	92	236	.254	147	.623	4	0	179	89	55	72-163	.442	17	15.5

##	Name	GP-GS	Minutes	GA	GAAvg	Saves	Pct	W-L-T	Shots Faced
1	Wahlund, Skylar.....	2-0	22:18	3	8.07	3	.500	0-0-0	12
8	Kirson, Josh.....	6-6	334:37	56	10.04	84	.600	4-2-0	222
13	Clibanoff, Michael	1-0	3:05	1	19.46	0	.000	0-0-0	2
	Total.....	6	360:00	60	10.00	87	.592	4-2-0	236
	Opponents	6	360:00	84	14.00	60	.417	2-4-0	232

TEAM STATISTICS

GOALS BY PERIOD	1st	2nd	3rd	4th	OT	Total
Ohio State	18	29	23	14	-	84
Opponents	14	11	17	18	-	60

SHOTS BY PERIOD	1st	2nd	3rd	4th	OT	Total
Ohio State	56	73	54	49	-	232
Opponents	63	46	58	69	-	236

SHOTS ON GOAL BY PRD	1st	2nd	3rd	4th	OT	Total
Ohio State	34	47	34	29	-	144
Opponents	31	32	42	42	-	147

SAVES BY PERIOD	1st	2nd	3rd	4th	OT	Total
Ohio State	17	21	25	24	-	87
Opponents	16	18	11	15	-	60

CATEGORY LEADERS

POINTS	GP	Goals	Assists	Pts	Shots
Leclaire, Tre.....	6	21	7	28	52
Myers, Jack.....	6	12	16	28	25
Reid, Jackson.....	6	14	7	21	38
Hughes, Griffin.....	6	11	4	15	18
Mitchell, Grant.....	6	4	4	8	13

GOALS	GP	Goals	Assists	Pts	Shots
Leclaire, Tre.....	6	21	7	28	52
Reid, Jackson.....	6	14	7	21	38
Myers, Jack.....	6	12	16	28	25
Hughes, Griffin.....	6	11	4	15	18
Smith, Colby.....	6	4	1	5	14

ASSISTS	GP	G	A	Pts	Shots
Myers, Jack.....	6	12	16	28	25
Leclaire, Tre.....	6	21	7	28	52
Reid, Jackson.....	6	14	7	21	38
Wiseman, Johnny.....	6	3	5	8	14
Mitchell, Grant.....	6	4	4	8	13

SHOTS	GP	G	A	Sh	Shot%
Leclaire, Tre.....	6	21	7	52	.404
Reid, Jackson.....	6	14	7	38	.368
Myers, Jack.....	6	12	16	25	.480
Hughes, Griffin.....	6	11	4	18	.611
Wiseman, Johnny.....	6	3	5	14	.214

GROUND BALLS	GP	GB	GB/Game
Inacio, Justin.....	3	23	7.66
Terefenko, Ryan.....	6	23	3.83
Henrick, Jeff.....	6	16	2.67
Salisbury, Joey.....	6	14	2.33
Feliziani, Christian.....	5	10	2.00

FACE-OFF PCT.	GP	Won	Att	Pct.
Inacio, Justin.....	2	57	83	.687
Feliziani, Christian.....	4	28	62	.452

CAUSED TURNOVERS	GP	CT	CT/Game
Leclaire, Tre.....	6	8	1.33
Henrick, Jeff.....	6	6	1.00
Snyder, Jacob.....	6	4	0.67
Reid, Jackson.....	6	3	0.50
Barker, Brandon.....	6	2	0.25