

Equity in Athletics 2019

Institution: Ohio State University-Main Campus (204796)

User ID: E2047961

Screening Questions

Please answer these questions carefully as your responses will determine which subsequent data entry screens are appropriate for your institution.

1. How will you report Operating (Game-day) Expenses?

By Team

Per Participant

2. Select the type of varsity sports teams at your institution.

Men's Teams

Women's Teams

Coed Teams

3. Do any of your teams have assistant coaches?

Yes

Men's Teams

Women's Teams

Coed Teams

No

- If you save the data on this screen, then return to the screen to make changes, note the following:
- 1) If you select an additional type of team remember to include associated data for that type of team on subsequent screens;
- 2) If you delete a type of team but have already entered associated data on other screens, all associated data for that type of team will be deleted from subsequent screens. However, because the survey system has to recalculate the totals, you must re-save every screen.

Sports Selection - Men's, Women's and Coed Teams

Select the varsity sports teams at your institution.							
Sport	Men's	Women's	Coed	Sport	Men's	Women's	Coed
Archery	<input type="checkbox"/>	<input type="checkbox"/>	<input type="checkbox"/>	Badminton	<input type="checkbox"/>	<input type="checkbox"/>	<input type="checkbox"/>
Baseball	<input checked="" type="checkbox"/>			Basketball	<input checked="" type="checkbox"/>	<input checked="" type="checkbox"/>	<input type="checkbox"/>
Beach Volleyball	<input type="checkbox"/>	<input type="checkbox"/>	<input type="checkbox"/>	Bowling	<input type="checkbox"/>	<input type="checkbox"/>	<input type="checkbox"/>
Cross Country	<input type="checkbox"/>	<input type="checkbox"/>	<input type="checkbox"/>	Diving	<input checked="" type="checkbox"/>	<input checked="" type="checkbox"/>	<input type="checkbox"/>
Equestrian	<input type="checkbox"/>	<input type="checkbox"/>	<input type="checkbox"/>	Fencing	<input checked="" type="checkbox"/>	<input checked="" type="checkbox"/>	<input type="checkbox"/>
Field Hockey		<input checked="" type="checkbox"/>		Football	<input checked="" type="checkbox"/>		
Golf	<input checked="" type="checkbox"/>	<input checked="" type="checkbox"/>	<input type="checkbox"/>	Gymnastics	<input checked="" type="checkbox"/>	<input checked="" type="checkbox"/>	<input type="checkbox"/>
Ice Hockey	<input checked="" type="checkbox"/>	<input checked="" type="checkbox"/>	<input type="checkbox"/>	Lacrosse	<input checked="" type="checkbox"/>	<input checked="" type="checkbox"/>	<input type="checkbox"/>
Rifle	<input type="checkbox"/>	<input type="checkbox"/>	<input checked="" type="checkbox"/>	Rodeo	<input type="checkbox"/>	<input type="checkbox"/>	<input type="checkbox"/>
Rowing	<input type="checkbox"/>	<input checked="" type="checkbox"/>	<input type="checkbox"/>	Sailing	<input type="checkbox"/>	<input type="checkbox"/>	<input type="checkbox"/>
Skiing	<input type="checkbox"/>	<input type="checkbox"/>	<input type="checkbox"/>	Soccer	<input checked="" type="checkbox"/>	<input checked="" type="checkbox"/>	<input type="checkbox"/>
Softball		<input checked="" type="checkbox"/>		Squash	<input type="checkbox"/>	<input type="checkbox"/>	<input type="checkbox"/>
Swimming	<input checked="" type="checkbox"/>	<input checked="" type="checkbox"/>	<input type="checkbox"/>	Swimming and Diving (combined)	<input type="checkbox"/>	<input type="checkbox"/>	<input type="checkbox"/>
Synchronized Swimming		<input checked="" type="checkbox"/>		Table Tennis	<input type="checkbox"/>	<input type="checkbox"/>	<input type="checkbox"/>
Team Handball	<input type="checkbox"/>	<input type="checkbox"/>	<input type="checkbox"/>	Tennis	<input checked="" type="checkbox"/>	<input checked="" type="checkbox"/>	<input type="checkbox"/>
Track and Field (Indoor)	<input type="checkbox"/>	<input type="checkbox"/>	<input type="checkbox"/>	Track and Field (Outdoor)	<input type="checkbox"/>	<input type="checkbox"/>	<input type="checkbox"/>
Track and Field and Cross Country (combined)	<input checked="" type="checkbox"/>	<input checked="" type="checkbox"/>	<input type="checkbox"/>	Volleyball	<input checked="" type="checkbox"/>	<input checked="" type="checkbox"/>	<input type="checkbox"/>
Water Polo	<input type="checkbox"/>	<input type="checkbox"/>	<input type="checkbox"/>	Weight Lifting	<input type="checkbox"/>	<input type="checkbox"/>	<input type="checkbox"/>
Wrestling	<input checked="" type="checkbox"/>	<input type="checkbox"/>	<input type="checkbox"/>	Other Sports (Specify sports in the caveat box.)*	<input type="checkbox"/>	<input type="checkbox"/>	<input checked="" type="checkbox"/>

CAVEAT

The caveat on this screen is for internal use and does not appear on the EADA Dissemination Website (public site). If you want information to appear on the public site, enter it on the Athletic Participation screen.

*Other Sport: Pistol

* If you indicated in the caveat box that your other sports are Dancing and/or Cheerleading, please specify in the caveat box that these are competitive varsity teams (i.e., not pep squads).

- If you save the data on this screen, then return to the screen to make changes, note the following:
- 1) If you select an additional team remember to include associated data for that sport on subsequent screens;
- 2) If you delete a sport but have already entered associated data on other screens, all associated data for that sport will be deleted from subsequent screens. However, because the survey system has to recalculate the totals, you must re-save every screen.

Athletics Participation - Men's, Women's and Coed Teams

Enter the number of participants as of the day of the first scheduled contest.

Varsity Teams	Men's Teams	Women's Teams
Baseball	38	
Basketball	14	32
Diving	7	6
Fencing	28	18
Field Hockey		26
Football	131	
Golf	12	11
Gymnastics	21	18
Ice Hockey	47	24
Lacrosse	47	39
Rowing		107
Soccer	30	37
Softball		25
Swimming	41	35
Synchronized Swimming		24
Tennis	10	11
Track and Field and Cross Country (combined)	131	124
Track and Field (Indoor)	55	51
Track and Field (Outdoor)	55	51
Cross Country	21	22
Volleyball	22	24
Wrestling	35	
Total Participants Men's and Women's Teams	614	561

Varsity Teams	Coed Teams	
	# Men	# Women
Rifle	7	10
Other Sports	8	3
Total Participants Coed Teams	15	13

Grand Total Participants		
Grand Total Participants	629	574
Unduplicated Count of Participants	553	501

(This is a head count. If an individual participates on more than one team, count that individual only once on this line.)

CAVEAT
 (For each men's or women's team that includes opposite sex participants, specify the number of male and the number of female students on that team in this caveat box. This does not apply for coed teams. Additionally, provide any other clarifying information here.)

Women's Basketball includes 19 male practice players. Women's Soccer includes 6 male practice players. Women's Volleyball includes 9 male practice players.

If you save the data on this screen, then return to the screen to make changes, please note you must re-save every screen because the survey system has to recalculate the totals.

Head Coaches - Men's Teams

For each men's team, indicate whether the head coach is male or female, was assigned to the team on a full-time or part-time basis, and whether the coach was employed by the institution on a full-time basis or on a part-time or volunteer basis, by entering a 1 in the appropriate field.
 The Swimming and Diving (combined) fields allow up to 2 head coaches. The Track and Field and Cross Country (combined) fields allow up to 3.

Varsity Teams	Male Head Coaches				Female Head Coaches				Total Head Coaches
	Assigned to Team on a Full-Time Basis	Assigned to Team on a Part-Time Basis	Full-Time Institution Employee	Part-Time Institution Employee or Volunteer	Assigned to Team on a Full-Time Basis	Assigned to Team on a Part-Time Basis	Full-Time Institution Employee	Part-Time Institution Employee or Volunteer	
Baseball	1		1						1
Basketball	1		1						1
Diving		1	1						1
Fencing		1	1						1
Football	1		1						1
Golf	1		1						1
Gymnastics	1		1						1
Ice Hockey	1		1						1
Lacrosse	1		1						1
Soccer	1		1						1
Swimming		1	1						1
Tennis	1		1						1
Track and Field and Cross Country (combined)						1	1		1
Volleyball	1		1						1
Wrestling	1		1						1
Coaching Position Totals	11	3	14	0	0	1	1	0	15

CAVEAT

Head Coaches - Women's Teams

For each women's team, indicate whether the head coach is male or female, was assigned to the team on a full-time or part-time basis, and whether the coach was employed by the institution on a full-time basis or on a part-time or volunteer basis, by entering a 1 in the appropriate field.
 The Swimming and Diving (combined) fields allow up to 2 head coaches. The Track and Field and Cross Country (combined) fields allow up to 3.

Varsity Teams	Male Head Coaches				Female Head Coaches				Total Head Coaches
	Assigned to Team on a Full-Time Basis	Assigned to Team on a Part-Time Basis	Full-Time Institution Employee	Part-Time Institution Employee or Volunteer	Assigned to Team on a Full-Time Basis	Assigned to Team on a Part-Time Basis	Full-Time Institution Employee	Part-Time Institution Employee or Volunteer	
Basketball	1		1						1
Diving		1	1						1
Fencing		1	1						1
Field Hockey	1		1						1
Golf					1		1		1
Gymnastics					1		1		1
Ice Hockey					1		1		1
Lacrosse					1		1		1
Rowing	1		1						1
Soccer					1		1		1
Softball					1		1		1
Swimming		1	1						1
Synchronized Swimming					1		1		1
Tennis					1		1		1
Track and Field and Cross Country (combined)						1	1		1
Volleyball	1		1						1
Coaching Position Totals	4	3	7	0	8	1	9	0	16

CAVEAT

Head Coaches - Coed Teams

For each coed team, indicate whether the head coach is male or female, was assigned to the team on a full-time or part-time basis, and whether the coach was employed by the institution on a full-time basis or on a part-time or volunteer basis, by entering a 1 in the appropriate field.
 The Swimming and Diving (combined) fields allow up to 2 head coaches. The Track and Field and Cross Country (combined) fields allow up to 3.

Varsity Teams	Male Head Coaches				Female Head Coaches				Total Head Coaches
	Assigned to Team on a Full-Time Basis	Assigned to Team on a Part-Time Basis	Full-Time Institution Employee	Part-Time Institution Employee or Volunteer	Assigned to Team on a Full-Time Basis	Assigned to Team on a Part-Time Basis	Full-Time Institution Employee	Part-Time Institution Employee or Volunteer	
Rifle	1		1						1
Other Sports	1		1						1
Coaching Position Totals	2	0	2	0	0	0	0	0	2

CAVEAT

Head Coaches' Salaries - Men's, Women's and Coed Teams

Enter only salaries and bonuses that your institution pays head coaches as compensation for coaching. Do not include benefits on this screen.

Do not include volunteer coaches in calculating the average salary and the Full-Time Equivalent (FTE) Total.

For help calculating the FTE total click on the Instructions link on this screen.

	Men's Teams	Women's Teams	Coed Teams
Average Annual Institutional Salary per Head Coaching Position (for coaching duties only)	726,870	224,546	85,961
Number of Head Coaching Positions Used to Calculate the Average	15	16	2
Number of Volunteer Head Coaching Positions (Do not include these coaches in your salary or FTE calculations.)			
Average Annual Institutional Salary per Full-time equivalent (FTE)	838,696	256,624	85,961
Sum of Full-Time Equivalent (FTE) Positions Used to Calculate the Average	13.00	14.00	2.00

CAVEAT

Assistant Coaches - Men's Teams

For each men's team, indicate whether the assistant coach is male or female, was assigned to the team on a full-time or part-time basis, and whether the coach was employed by the institution on a full-time basis or on a part-time or volunteer basis, by entering a 1 in the appropriate field.

Varsity Teams	Male Assistant Coaches				Female Assistant Coaches				Total Assistant Coaches
	Assigned to Team on a Full-Time Basis	Assigned to Team on a Part-Time Basis	Full-Time Institution Employee	Part-Time Institution Employee or Volunteer	Assigned to Team on a Full-Time Basis	Assigned to Team on a Part-Time Basis	Full-Time Institution Employee	Part-Time Institution Employee or Volunteer	
Baseball	2	1	2	1					3
Basketball	3		3						3
Diving									0
Fencing		3	2	1		1	1		4
Football	10		10						10
Golf	1		1						1
Gymnastics	2	2	2	2					4
Ice Hockey	2	1	2	1					3
Lacrosse	2	2	2	2					4
Soccer	2		2						2
Swimming		4	3	1		1	1		5
Tennis	1	1	1	1		1		1	3
Track and Field and Cross Country (combined)		9	3	6		2	2		11
Volleyball	2		2			1		1	3
Wrestling	2	1	2	1					3
Coaching Position Totals	29	24	37	16	0	6	4	2	59

CAVEAT

Assistant Coaches - Women's Teams

For each women's team, indicate whether the assistant coach is male or female, was assigned to the team on a full-time or part-time basis, and whether the coach was employed by the institution on a full-time basis or on a part-time or volunteer basis, by entering a 1 in the appropriate field.

Varsity Teams	Male Assistant Coaches				Female Assistant Coaches				Total Assistant Coaches
	Assigned to Team on a Full-Time Basis	Assigned to Team on a Part-Time Basis	Full-Time Institution Employee	Part-Time Institution Employee or Volunteer	Assigned to Team on a Full-Time Basis	Assigned to Team on a Part-Time Basis	Full-Time Institution Employee	Part-Time Institution Employee or Volunteer	
Basketball	1		1		2		2		3
Diving									0
Fencing		3	2	1		1	1		4
Field Hockey	1	1	1	1	1		1		3
Golf					1		1		1
Gymnastics	2		2						2
Ice Hockey	1	1	1	1	1		1		3
Lacrosse	1	1	1	1	1		1		3
Rowing	1	1	1	1	2	2	2	2	6
Soccer	2		2			1		1	3
Softball					2	1	2	1	3
Swimming		4	3	1		1	1		5
Synchronized Swimming					1	2	1	2	3
Tennis	1	1	1	1		1		1	3
Track and Field and Cross Country (combined)		9	3	6		2	2		11
Volleyball	1	1	1	1	1		1		3
Coaching Position Totals	11	22	19	14	12	11	16	7	56
CAVEAT									

Assistant Coaches - Coed Teams

For each coed team, indicate whether the assistant coach is male or female, was assigned to the team on a full-time or part-time basis, and whether the coach was employed by the institution on a full-time basis or on a part-time or volunteer basis, by entering a 1 in the appropriate field.

Varsity Teams	Male Assistant Coaches				Female Assistant Coaches				Total Assistant Coaches
	Assigned to Team on a Full-Time Basis	Assigned to Team on a Part-Time Basis	Full-Time Institution Employee	Part-Time Institution Employee or Volunteer	Assigned to Team on a Full-Time Basis	Assigned to Team on a Part-Time Basis	Full-Time Institution Employee	Part-Time Institution Employee or Volunteer	
Rifle	1		1						1
Other Sports					1		1		1
Coaching Position Totals	1	0	1	0	1	0	1	0	2

CAVEAT

Assistant Coaches' Salaries - Men's, Women's and Coed Teams

Enter only salaries and bonuses that your institution pays assistant coaches as compensation for coaching. Do not include benefits on this screen.

Do not include volunteer coaches in calculating the average salary and the Full-Time Equivalent (FTE) Total.

For help calculating the FTE total click on the Instructions link on this screen.

	Men's Teams	Women's Teams	Coed Teams
Average Annual Institutional Salary per Assistant Coaching Position (for coaching duties only)	349,132	75,374	55,227
Number of Assistant Coaching Positions Used to Calculate the Average	41	35	2
Number of Volunteer Assistant Coaching Positions (Do not include these coaches in your salary or FTE calculations.)	18	21	
Average Annual Institutional Salary per Full-time equivalent (FTE)	408,983	90,969	55,227
Sum of Full-Time Equivalent (FTE) Positions Used to Calculate the Average	35.00	29.00	2.00

CAVEAT

Athletically Related Student Aid - Men's, Women's and Coed Teams

Athletically related student aid is any scholarship, grant, or other form of financial assistance, offered by an institution, the terms of which require the recipient to participate in a program of intercollegiate athletics at the institution. Other student aid, of which a student-athlete simply happens to be the recipient, is not athletically related student aid. If you do not have any aid to report, enter a 0.

	Men's Teams	Women's Teams	Coed Teams	Total
Amount of Aid	11,032,438	10,196,734	391,654	21,620,826
Ratio (percent)	51	47	2	100%

CAVEAT

Recruiting Expenses - Men's, Women's and Coed Teams

Recruiting expenses are all expenses an institution incurs attributable to recruiting activities. This includes, but is not limited to, expenses for lodging, meals, telephone use, and transportation (including vehicles used for recruiting purposes) for both recruits and personnel engaged in recruiting, and other expenses for official and unofficial visits, and all other expenses related to recruiting. If you do not have any recruiting expenses to report, enter a 0.

	Men's Teams	Women's Teams	Coed Teams	Total
Total	1,971,683	863,451	27,000	2,862,134
CAVEAT				

Operating (Game-Day) Expenses - Men's, Women's and Coed Teams by Team

Operating expenses are all expenses an institution incurs attributable to home, away, and neutral-site intercollegiate athletic contests (commonly known as "game-day expenses"), for (A) Lodging, meals, transportation, uniforms, and equipment for coaches, team members, support staff (including, but not limited to team managers and trainers), and others; and (B) Officials.


For a sport with a men's team and a women's team that have a combined budget, click here for special instructions. Report actual numbers, not budgeted or estimated numbers. Please do not round beyond the next dollar.

Varsity Teams	Participants	Men's Teams		Women's Teams		Total Operating Expenses	
		Operating Expenses per Participant	By Team	Operating Expenses per Participant	By Team		
Basketball	14	184,199	2,578,786	32	41,943	1,342,180	3,920,966
Football	131	65,309	8,555,429				8,555,429
Baseball	38	23,564	895,449				895,449
Diving	7	16,901	118,309	6	5,635	33,812	152,121
Fencing	28	3,820	106,947	18	4,866	87,589	194,536
Field Hockey				26	10,287	267,471	267,471
Golf	12	18,664	223,968	11	16,209	178,301	402,269
Gymnastics	21	8,784	184,460	18	11,129	200,329	384,789
Ice Hockey	47	20,111	945,201	24	24,299	583,186	1,528,387
Lacrosse	47	11,078	520,687	39	7,472	291,416	812,103
Rowing				107	3,981	425,935	425,935
Soccer	30	9,414	282,418	37	7,797	288,475	570,893
Softball				25	23,384	584,610	584,610
Swimming	41	7,942	325,610	35	8,036	281,251	606,861
Synchronized Swimming				24	6,875	165,005	165,005
Tennis	10	25,723	257,226	11	19,846	218,305	475,531
Track and Field and Cross Country (combined)	131	3,958	518,545	124	3,945	489,148	1,007,693
Volleyball	22	9,354	205,787	24	28,144	675,450	881,237
Wrestling	35	16,490	577,164				577,164
Total Operating Expenses Men's and Women's Teams	614		16,295,986	561		6,112,463	22,408,449

Varsity Teams	Participants	Coed Teams		Total Operating Expenses			
		Men Operating Expenses per Participant	Women Operating Expenses per Participant				
Rifle	7	7,863	55,039	10	7,863	78,626	133,665
Other Sports	8	12,705	101,640	3	12,705	38,115	139,755
Total Operating Expenses of Coed Teams	15		156,679	13		116,741	273,420

Grand Total Operating Expenses							
Grand Total Operating Expenses	629		16,452,665	574		6,229,204	22,681,869

CAVEAT



Note: This screen is for game-day expenses only.

Total Expenses - Men's, Women's and Coed Teams

Enter all expenses attributable to intercollegiate athletic activities. This includes appearance guarantees and options, athletically related student aid, contract services, equipment, fundraising activities, operating expenses, promotional activities, recruiting expenses, salaries and benefits, supplies, travel, and any other expenses attributable to intercollegiate athletic activities.

Report actual numbers, not budgeted or estimated numbers. Please do not round beyond the next dollar.


Varsity Teams	Men's Teams	Women's Teams	Total
Basketball	10,996,364	4,954,594	15,950,958
Football	60,076,743		60,076,743
Baseball	2,558,868		2,558,868
Diving	411,291	444,892	856,183
Fencing	778,982	642,719	1,421,701
Field Hockey		1,458,753	1,458,753
Golf	752,260	1,042,362	1,794,622
Gymnastics	1,075,690	1,443,724	2,519,414
Ice Hockey	3,641,519	2,307,291	5,948,810
Lacrosse	2,678,069	1,784,880	4,462,949
Rowing		2,325,284	2,325,284
Soccer	1,497,535	1,950,952	3,448,487
Softball		1,900,403	1,900,403
Swimming	1,913,460	1,849,528	3,762,988
Synchronized Swimming		1,159,005	1,159,005
Tennis	1,250,995	1,108,573	2,359,568
Track and Field and Cross Country (combined)	1,722,423	2,032,084	3,754,507
Volleyball	1,170,513	2,331,538	3,502,051
Wrestling	2,424,672		2,424,672
Total Expenses of all Sports, Except Football and Basketball, Combined (Men's and Women's Teams)	21,876,277	23,781,988	45,658,265
Total Expenses Men's and Women's Teams	92,949,384	28,736,582	121,685,966

Varsity Teams	Coed Teams		Total
	Amount Allocated to Men	Amount Allocated to Women	
Rifle	225,537	322,195	547,732
Other Sports	398,064	149,274	547,338
Total Expenses Coed Teams	623,601	471,469	1,095,070

Grand Total Expenses

Total Expenses Men's, Women's and Coed Teams	93,572,985	29,208,051	122,781,036
Not Allocated by Gender/Sport (Expenses not attributable to a particular sport or sports)			75,843,030
Grand Total Expenses			198,624,066

CAVEAT



Total Revenues - Men's, Women's and Coed Teams

Your total revenues must cover your total expenses.
 Enter all revenues attributable to intercollegiate athletic activities. This includes revenues from appearance guarantees and options, an athletic conference, tournament or bowl games, concessions, contributions from alumni and others, institutional support, program advertising and sales, radio and television, royalties, signage and other sponsorships, sport camps, state or other government support, student activity fees, ticket and luxury box sales, and any other revenues attributable to intercollegiate athletic activities.


Report actual numbers, not budgeted or estimated numbers. Please do not round beyond the next dollar.

Varsity Team	Men's Teams	Women's Teams	Total
Basketball	24,953,122	794,802	25,747,924
Football	115,091,304		115,091,304
Baseball	466,248		466,248
Diving	51,549	6,037	57,586
Fencing	38,316	48,023	86,339
Field Hockey		124,981	124,981
Golf	110,533	127,139	237,672
Gymnastics	104,693	156,798	261,491
Ice Hockey	1,105,153	141,211	1,246,364
Lacrosse	1,025,545	244,083	1,269,628
Rowing		115,457	115,457
Soccer	189,177	169,389	358,566
Softball		192,529	192,529
Swimming	177,383	107,165	284,548
Synchronized Swimming		50,294	50,294
Tennis	117,754	66,650	184,404
Track and Field and Cross Country (combined)	153,377	135,150	288,527
Volleyball	124,078	304,564	428,642
Wrestling	1,209,468		1,209,468
Total Revenues of all Sports, Except Football and Basketball, Combined (Men's and Women's Teams)	4,873,274	1,989,470	6,862,744
Total Revenues Men's and Women's Teams	144,917,700	2,784,272	147,701,972

Varsity Team	Coed Teams		Total
	Amount Allocated to Men	Amount Allocated to Women	
Rifle	9,121	13,031	22,152
Other Sports	32,380	12,142	44,522
Total Revenues Coed Teams	41,501	25,173	66,674

Grand Total Revenues			
Total Revenues Men's, Women's and Coed Teams	144,959,201	2,809,445	147,768,646
Not Allocated by Gender/Sport (Revenues not attributable to a particular sport or sports)			61,334,020
Grand Total Revenues for all Teams (includes by team and not allocated by gender/sport)			209,102,666

CAVEAT



Summary - Men's, Women's and Coed Teams

Your Grand Total Revenues must be equal to or greater than your Grand Total Expenses or you will not be able to lock your survey.

	Men's Teams	Women's Coed Teams	Teams	Total
1 Total of Head Coaches' Salaries	10,903,050	3,592,736	171,922	14,667,708
2 Total of Assistant Coaches' Salaries	14,314,412	2,638,090	110,454	17,062,956
3 Total Salaries (Lines 1+2)	25,217,462	6,230,826	282,376	31,730,664
4 Athletically Related Student Aid	11,032,438	10,196,734	391,654	21,620,826
5 Recruiting Expenses	1,971,683	863,451	27,000	2,862,134
6 Operating (Game-Day) Expenses	16,295,986	6,112,463	273,420	22,681,869
7 Summary of Subset Expenses (Lines 3+4+5+6)	54,517,569	23,403,474	974,450	78,895,493
8 Total Expenses for Teams	92,949,384	28,736,582	1,095,070	122,781,036
9 Total Expenses for Teams Minus Subset Expenses (Line 8 – Line 7)	38,431,815	5,333,108	120,620	43,885,543
10 Not Allocated Expenses				75,843,030
11 Grand Total Expenses (Lines 8+10)				198,624,066
12 Total Revenues for Teams	144,917,700	2,784,272	66,674	147,768,646
13 Not Allocated Revenues				61,334,020
14 Grand Total Revenues (Lines 12+13)				209,102,666
15 Total Revenues for Teams minus Total Expenses for Teams (Line 12-Line 8)	51,968,316	-25,952,310	-1,028,396	24,987,610
16 Grand Total Revenues Minus Grand Total Expenses (Line 14- Line 11)				10,478,600

To return to a data entry screen, click on the link in the [Navigation Menu](#).

To proceed to the Supplemental Information screen, click on the link in the [Navigation Menu](#) or click on the "Next" button on this screen.

Supplemental Information (optional)

This screen may be used to help the reader better understand the data you have provided, or to help a prospective student-athlete make an informed choice of an athletics program.
This information will be viewable on the EADA public website. Please do not include the names of individuals or write messages to the help desk.
To explain specific data entered on a previous screen, please use the caveat box on that screen.

Excess funds remained in the Athletic Department and were used to fund debt service and transfers to the university.