

Equity in Athletics 2017

Institution: Ohio State University-Main Campus (204796)

User ID: E2047961

Screening Questions

Please answer these questions carefully as your responses will determine which subsequent data entry screens are appropriate for your institution.

1. How will you report Operating (Game-day) Expenses?

By Team

Per Participant

2. Select the type of varsity sports teams at your institution.

Men's Teams

Women's Teams

Coed Teams

3. Do any of your teams have assistant coaches?

Yes

Men's Teams

Women's Teams

Coed Teams

No

- If you save the data on this screen, then return to the screen to make changes, note the following:
- 1) If you select an additional type of team remember to include associated data for that type of team on subsequent screens;
- 2) If you delete a type of team but have already entered associated data on other screens, all associated data for that type of team will be deleted from subsequent screens. However, because the survey system has to recalculate the totals, you must re-save every screen.

Sports Selection - Men's, Women's and Coed Teams

Select the varsity sports teams at your institution.							
Sport	Men's	Women's	Coed	Sport	Men's	Women's	Coed
Archery	<input type="checkbox"/>	<input type="checkbox"/>	<input type="checkbox"/>	Badminton	<input type="checkbox"/>	<input type="checkbox"/>	<input type="checkbox"/>
Baseball	<input checked="" type="checkbox"/>			Basketball	<input checked="" type="checkbox"/>	<input checked="" type="checkbox"/>	<input type="checkbox"/>
Beach Volleyball	<input type="checkbox"/>	<input type="checkbox"/>	<input type="checkbox"/>	Bowling	<input type="checkbox"/>	<input type="checkbox"/>	<input type="checkbox"/>
Cross Country	<input type="checkbox"/>	<input type="checkbox"/>	<input type="checkbox"/>	Diving	<input checked="" type="checkbox"/>	<input checked="" type="checkbox"/>	<input type="checkbox"/>
Equestrian	<input type="checkbox"/>	<input type="checkbox"/>	<input type="checkbox"/>	Fencing	<input checked="" type="checkbox"/>	<input checked="" type="checkbox"/>	<input type="checkbox"/>
Field Hockey		<input checked="" type="checkbox"/>		Football	<input checked="" type="checkbox"/>		
Golf	<input checked="" type="checkbox"/>	<input checked="" type="checkbox"/>	<input type="checkbox"/>	Gymnastics	<input checked="" type="checkbox"/>	<input checked="" type="checkbox"/>	<input type="checkbox"/>
Ice Hockey	<input checked="" type="checkbox"/>	<input checked="" type="checkbox"/>	<input type="checkbox"/>	Lacrosse	<input checked="" type="checkbox"/>	<input checked="" type="checkbox"/>	<input type="checkbox"/>
Rifle	<input type="checkbox"/>	<input type="checkbox"/>	<input checked="" type="checkbox"/>	Rodeo	<input type="checkbox"/>	<input type="checkbox"/>	<input type="checkbox"/>
Rowing	<input type="checkbox"/>	<input checked="" type="checkbox"/>	<input type="checkbox"/>	Sailing	<input type="checkbox"/>	<input type="checkbox"/>	<input type="checkbox"/>
Skiing	<input type="checkbox"/>	<input type="checkbox"/>	<input type="checkbox"/>	Soccer	<input checked="" type="checkbox"/>	<input checked="" type="checkbox"/>	<input type="checkbox"/>
Softball		<input checked="" type="checkbox"/>		Squash	<input type="checkbox"/>	<input type="checkbox"/>	<input type="checkbox"/>
Swimming	<input checked="" type="checkbox"/>	<input checked="" type="checkbox"/>	<input type="checkbox"/>	Swimming and Diving (combined)	<input type="checkbox"/>	<input type="checkbox"/>	<input type="checkbox"/>
Synchronized Swimming		<input checked="" type="checkbox"/>		Table Tennis	<input type="checkbox"/>	<input type="checkbox"/>	<input type="checkbox"/>
Team Handball	<input type="checkbox"/>	<input type="checkbox"/>	<input type="checkbox"/>	Tennis	<input checked="" type="checkbox"/>	<input checked="" type="checkbox"/>	<input type="checkbox"/>
Track and Field (Indoor)	<input type="checkbox"/>	<input type="checkbox"/>	<input type="checkbox"/>	Track and Field (Outdoor)	<input type="checkbox"/>	<input type="checkbox"/>	<input type="checkbox"/>
Track and Field and Cross Country (combined)	<input checked="" type="checkbox"/>	<input checked="" type="checkbox"/>	<input type="checkbox"/>	Volleyball	<input checked="" type="checkbox"/>	<input checked="" type="checkbox"/>	<input type="checkbox"/>
Water Polo	<input type="checkbox"/>	<input type="checkbox"/>	<input type="checkbox"/>	Weight Lifting	<input type="checkbox"/>	<input type="checkbox"/>	<input type="checkbox"/>
Wrestling	<input checked="" type="checkbox"/>	<input type="checkbox"/>	<input type="checkbox"/>	Other Sports (Specify sports in the caveat box.)*	<input type="checkbox"/>	<input type="checkbox"/>	<input checked="" type="checkbox"/>

CAVEAT

*Other Sport: Pistol

* If you indicated in the caveat box that your other sports are Dancing and/or Cheerleading, please specify in the caveat box that these are competitive varsity teams (i.e., not pep squads).

- If you save the data on this screen, then return to the screen to make changes, note the following:
- 1) If you select an additional team remember to include associated data for that sport on subsequent screens;
- 2) If you delete a sport but have already entered associated data on other screens, all associated data for that sport will be deleted from subsequent screens. However, because the survey system has to recalculate the totals, you must re-save every screen.

Athletics Participation - Men's, Women's and Coed Teams

Enter the number of participants as of the day of the first scheduled contest.

Varsity Teams	Men's Teams	Women's Teams
Baseball	38	
Basketball	13	26
Diving	6	3
Fencing	29	16
Field Hockey		28
Football	130	
Golf	13	9
Gymnastics	25	18
Ice Hockey	29	24
Lacrosse	52	41
Rowing		114
Soccer	28	42
Softball		24
Swimming	49	30
Synchronized Swimming		30
Tennis	13	11
Track and Field and Cross Country (combined)	97	126
Track and Field (Indoor)	40	52
Track and Field (Outdoor)	42	54
Cross Country	15	20
Volleyball	25	20
Wrestling	37	
Total Participants Men's and Women's Teams	584	562

Varsity Teams	Coed Teams	
	# Men	# Women
Rifle	8	6
Other Sports	7	3
Total Participants Coed Teams	15	9

Grand Total Participants		
Grand Total Participants	599	571
Unduplicated Count of Participants	549	501

(This is a head count. If an individual participates on more than one team, count that individual only once on this line.)

CAVEAT
 (For each men's or women's team that includes opposite sex participants, specify the number of male and the number of female students on that team in this caveat box. This does not apply for coed teams. Additionally, provide any other clarifying information here.)

Women's Basketball includes 11 male practice players. Women's Soccer includes 12 male practice players. Women's Volleyball includes 4 male practice players.

If you save the data on this screen, then return to the screen to make changes, please note you must re-save every screen because the survey system has to recalculate the totals.

Head Coaches - Men's Teams

For each men's team, indicate whether the head coach is male or female, was assigned to the team on a full-time or part-time basis, and whether the coach was employed by the institution on a full-time basis or on a part-time or volunteer basis, by entering a 1 in the appropriate field.
 The Swimming and Diving (combined) fields allow up to 2 head coaches. The Track and Field and Cross Country (combined) fields allow up to 3.

Varsity Teams	Male Head Coaches				Female Head Coaches				Total Head Coaches
	Assigned to Team on a Full-Time Basis	Assigned to Team on a Part-Time Basis	Full-Time Institution Employee	Part-Time Institution Employee or Volunteer	Assigned to Team on a Full-Time Basis	Assigned to Team on a Part-Time Basis	Full-Time Institution Employee	Part-Time Institution Employee or Volunteer	
Baseball	1		1						1
Basketball	1		1						1
Diving		1	1						1
Fencing		1	1						1
Football	1		1						1
Golf	1		1						1
Gymnastics	1		1						1
Ice Hockey	1		1						1
Lacrosse	1		1						1
Soccer	1		1						1
Swimming	1		1						1
Tennis	1		1						1
Track and Field and Cross Country (combined)						1	1		1
Volleyball	1		1						1
Wrestling	1		1						1
Coaching Position Totals	12	2	14	0	0	1	1	0	15

CAVEAT

Head Coaches - Women's Teams

For each women's team, indicate whether the head coach is male or female, was assigned to the team on a full-time or part-time basis, and whether the coach was employed by the institution on a full-time basis or on a part-time or volunteer basis, by entering a 1 in the appropriate field.
 The Swimming and Diving (combined) fields allow up to 2 head coaches. The Track and Field and Cross Country (combined) fields allow up to 3.

Varsity Teams	Male Head Coaches				Female Head Coaches				Total Head Coaches
	Assigned to Team on a Full-Time Basis	Assigned to Team on a Part-Time Basis	Full-Time Institution Employee	Part-Time Institution Employee or Volunteer	Assigned to Team on a Full-Time Basis	Assigned to Team on a Part-Time Basis	Full-Time Institution Employee	Part-Time Institution Employee or Volunteer	
Basketball	1		1						1
Diving		1	1						1
Fencing		1	1						1
Field Hockey	1		1						1
Golf					1		1		1
Gymnastics					1		1		1
Ice Hockey					1		1		1
Lacrosse					1		1		1
Rowing	1		1						1
Soccer					1		1		1
Softball					1		1		1
Swimming	1		1						1
Synchronized Swimming					1		1		1
Tennis					1		1		1
Track and Field and Cross Country (combined)						1	1		1
Volleyball	1		1						1
Coaching Position Totals	5	2	7	0	8	1	9	0	16

CAVEAT

Head Coaches - Coed Teams

For each coed team, indicate whether the head coach is male or female, was assigned to the team on a full-time or part-time basis, and whether the coach was employed by the institution on a full-time basis or on a part-time or volunteer basis, by entering a 1 in the appropriate field.
 The Swimming and Diving (combined) fields allow up to 2 head coaches. The Track and Field and Cross Country (combined) fields allow up to 3.

Varsity Teams	Male Head Coaches				Female Head Coaches				Total Head Coaches
	Assigned to Team on a Full-Time Basis	Assigned to Team on a Part-Time Basis	Full-Time Institution Employee	Part-Time Institution Employee or Volunteer	Assigned to Team on a Full-Time Basis	Assigned to Team on a Part-Time Basis	Full-Time Institution Employee	Part-Time Institution Employee or Volunteer	
Rifle	1		1						1
Other Sports					1		1		1
Coaching Position Totals	1	0	1	0	1	0	1	0	2

CAVEAT

Head Coaches' Salaries - Men's, Women's and Coed Teams

Enter only salaries and bonuses that your institution pays head coaches as compensation for coaching. Do not include benefits on this screen.

Do not include volunteer coaches in calculating the average salary and the Full-Time Equivalent (FTE) Total. For help calculating the FTE total click on the Instructions link on this screen.

	Men's Teams	Women's Teams	Coed Teams
Average Annual Institutional Salary per Head Coaching Position (for coaching duties only)	743,587	216,150	62,652
Number of Head Coaching Positions Used to Calculate the Average	15	16	2
Number of Volunteer Head Coaching Positions (Do not include these coaches in your salary or FTE calculations.)			
Average Annual Institutional Salary per Full-time equivalent (FTE)	826,208	238,510	62,652
Sum of Full-Time Equivalent (FTE) Positions Used to Calculate the Average	13.50	14.50	2.00
CAVEAT			

Assistant Coaches - Men's Teams

For each men's team, indicate whether the assistant coach is male or female, was assigned to the team on a full-time or part-time basis, and whether the coach was employed by the institution on a full-time basis or on a part-time or volunteer basis, by entering a 1 in the appropriate field.

Varsity Teams	Male Assistant Coaches				Female Assistant Coaches				Total Assistant Coaches
	Assigned to Team on a Full-Time Basis	Assigned to Team on a Part-Time Basis	Full-Time Institution Employee	Part-Time Institution Employee or Volunteer	Assigned to Team on a Full-Time Basis	Assigned to Team on a Part-Time Basis	Full-Time Institution Employee	Part-Time Institution Employee or Volunteer	
Baseball	2	1	2	1					3
Basketball	3		3						3
Diving		1		1					1
Fencing		3	3			1		1	4
Football	9		9						9
Golf	1		1						1
Gymnastics	2		2						2
Ice Hockey	2		2						2
Lacrosse	2	1	2	1					3
Soccer	2	1	2	1					3
Swimming	2	1	2	1					3
Tennis	1	1	1	1		1		1	3
Track and Field and Cross Country (combined)		8	3	5		2	2		10
Volleyball	2	1	2	1					3
Wrestling	2	1	2	1					3
Coaching Position Totals	30	19	36	13	0	4	2	2	53

CAVEAT

Assistant Coaches - Women's Teams

For each women's team, indicate whether the assistant coach is male or female, was assigned to the team on a full-time or part-time basis, and whether the coach was employed by the institution on a full-time basis or on a part-time or volunteer basis, by entering a 1 in the appropriate field.

Varsity Teams	Male Assistant Coaches				Female Assistant Coaches				Total Assistant Coaches
	Assigned to Team on a Full-Time Basis	Assigned to Team on a Part-Time Basis	Full-Time Institution Employee	Part-Time Institution Employee or Volunteer	Assigned to Team on a Full-Time Basis	Assigned to Team on a Part-Time Basis	Full-Time Institution Employee	Part-Time Institution Employee or Volunteer	
Basketball	2		2		1		1		3
Diving		1		1					1
Fencing		3	3			1		1	4
Field Hockey	1		1		1	1	1	1	3
Golf					1		1		1
Gymnastics	2		2			1		1	3
Ice Hockey	1	1	1	1	1		1		3
Lacrosse					2		2		2
Rowing	1	2	1	2	2	2	2	2	7
Soccer	2		2			2		2	4
Softball					2	1	2	1	3
Swimming	1		1		1	1	1	1	3
Synchronized Swimming					1	2	1	2	3
Tennis	1	1	1	1		1		1	3
Track and Field and Cross Country (combined)		8	3	5	2		2		10
Volleyball	1	2	1	2	1		1		4
Coaching Position Totals	12	18	18	12	15	12	15	12	57
CAVEAT									

Assistant Coaches' Salaries - Men's and Women's Teams

Enter only salaries and bonuses that your institution pays assistant coaches as compensation for coaching. Do not include benefits on this screen.
Do not include volunteer coaches in calculating the average salary and the Full-Time Equivalent (FTE) Total.
For help calculating the FTE total click on the Instructions link on this screen.

	Men's Teams	Women's Teams
Average Annual Institutional Salary per Assistant Coaching Position (for coaching duties only)	268,429	85,646
Number of Assistant Coaching Positions Used to Calculate the Average	38	33
Number of Volunteer Assistant Coaching Positions (Do not include these coaches in your salary or FTE calculations.)	15	24
Average Annual Institutional Salary per Full-time equivalent (FTE)	300,009	91,172
Sum of Full-Time Equivalent (FTE) Positions Used to Calculate the Average	34.00	31.00
CAVEAT		

Athletically Related Student Aid - Men's, Women's and Coed Teams

Athletically related student aid is any scholarship, grant, or other form of financial assistance, offered by an institution, the terms of which require the recipient to participate in a program of intercollegiate athletics at the institution. Other student aid, of which a student-athlete simply happens to be the recipient, is not athletically related student aid. If you do not have any aid to report, enter a 0.

	Men's Teams	Women's Teams	Coed Teams	Total
Amount of Aid	9,990,855	9,444,421	302,190	19,737,466
Ratio (percent)	51	48	2	100%

CAVEAT

Recruiting Expenses - Men's, Women's and Coed Teams

Recruiting expenses are all expenses an institution incurs attributable to recruiting activities. This includes, but is not limited to, expenses for lodging, meals, telephone use, and transportation (including vehicles used for recruiting purposes) for both recruits and personnel engaged in recruiting, and other expenses for official and unofficial visits, and all other expenses related to recruiting. If you do not have any recruiting expenses to report, enter a 0.

	Men's Teams	Women's Teams	Coed Teams	Total
Total	1,445,095	737,055	14,382	2,196,532
CAVEAT				

Operating (Game-Day) Expenses - Men's, Women's and Coed Teams by Team

Operating expenses are all expenses an institution incurs attributable to home, away, and neutral-site intercollegiate athletic contests (commonly known as "game-day expenses"), for (A) Lodging, meals, transportation, uniforms, and equipment for coaches, team members, support staff (including, but not limited to team managers and trainers), and others; and (B) Officials.


For a sport with a men's team and a women's team that have a combined budget, click here for special instructions. Report actual numbers, not budgeted or estimated numbers. Please do not round beyond the next dollar.

Varsity Teams	Participants	Men's Teams		Women's Teams		Total Operating Expenses	
		Operating Expenses per Participant	By Team	Operating Expenses per Participant	By Team		
Basketball	13	141,189	1,835,458	26	44,390	1,154,144	2,989,602
Football	130	74,320	9,661,535				9,661,535
Baseball	38	18,593	706,529				706,529
Diving	6	5,908	35,448	3	7,247	21,741	57,189
Fencing	29	3,248	94,192	16	4,829	77,266	171,458
Field Hockey				28	5,589	156,504	156,504
Golf	13	11,889	154,560	9	20,751	186,763	341,323
Gymnastics	25	6,681	167,017	18	8,032	144,581	311,598
Ice Hockey	29	32,718	948,829	24	20,706	496,947	1,445,776
Lacrosse	52	9,314	484,346	41	7,806	320,031	804,377
Rowing				114	5,395	614,986	614,986
Soccer	28	7,339	205,502	42	5,802	243,680	449,182
Softball				24	15,088	362,115	362,115
Swimming	49	5,442	266,679	30	6,865	205,945	472,624
Synchronized Swimming				30	4,888	146,630	146,630
Tennis	13	18,842	244,951	11	20,364	224,006	468,957
Track and Field and Cross Country (combined)	97	4,632	449,349	126	3,323	418,743	868,092
Volleyball	25	12,218	305,444	20	29,996	599,922	905,366
Wrestling	37	13,624	504,106				504,106
Total Operating Expenses Men's and Women's Teams	584		16,063,945	562		5,374,004	21,437,949

Coed Teams							
Varsity Teams	Participants	Men Operating Expenses per Participant	By Team	Participants	Women Operating Expenses per Participant	By Team	Total Operating Expenses
Rifle	8	12,227	97,812	6	12,227	73,359	171,171
Other Sports	7	8,246	57,720	3	8,246	24,737	82,457
Total Operating Expenses of Coed Teams	15		155,532	9		98,096	253,628

Grand Total Operating Expenses							
Grand Total Operating Expenses	599		16,219,477	571		5,472,100	21,691,577

CAVEAT



Note: This screen is for game-day expenses only.

Total Expenses - Men's, Women's and Coed Teams

Enter all expenses attributable to intercollegiate athletic activities. This includes appearance guarantees and options, athletically related student aid, contract services, equipment, fundraising activities, operating expenses, promotional activities, recruiting expenses, salaries and benefits, supplies, travel, and any other expenses attributable to intercollegiate athletic activities.


Report actual numbers, not budgeted or estimated numbers. Please do not round beyond the next dollar.

Varsity Teams	Men's Teams	Women's Teams	Total
Basketball	9,293,589	4,648,585	13,942,174
Football	38,446,470		38,446,470
Baseball	2,060,993		2,060,993
Diving	398,429	401,540	799,969
Fencing	637,893	608,961	1,246,854
Field Hockey		1,373,257	1,373,257
Golf	662,640	865,478	1,528,118
Gymnastics	990,266	1,322,163	2,312,429
Ice Hockey	3,167,460	2,283,434	5,450,894
Lacrosse	2,332,429	1,630,657	3,963,086
Rowing		2,357,552	2,357,552
Soccer	1,332,708	1,725,267	3,057,975
Softball		1,694,095	1,694,095
Swimming	1,365,729	1,453,343	2,819,072
Synchronized Swimming		991,472	991,472
Tennis	1,186,105	992,007	2,178,112
Track and Field and Cross Country (combined)	1,295,853	1,895,947	3,191,800
Volleyball	1,203,919	2,065,967	3,269,886
Wrestling	2,181,837		2,181,837
Total Expenses of all Sports, Except Football and Basketball, Combined (Men's and Women's Teams)	18,816,261	21,661,140	40,477,401
Total Expenses Men's and Women's Teams	66,556,320	26,309,725	92,866,045

Varsity Teams	Coed Teams		Total
	Amount Allocated to Men	Amount Allocated to Women	
Rifle	255,143	191,358	446,501
Other Sports	215,118	92,193	307,311
Total Expenses Coed Teams	470,261	283,551	753,812

Grand Total Expenses			
Total Expenses Men's, Women's and Coed Teams	67,026,581	26,593,276	93,619,857
Not Allocated by Gender/Sport (Expenses not attributable to a particular sport or sports)			66,566,553
Grand Total Expenses			160,186,410

CAVEAT



Total Revenues - Men's, Women's and Coed Teams

Your total revenues must cover your total expenses.
 Enter all revenues attributable to intercollegiate athletic activities. This includes revenues from appearance guarantees and options, an athletic conference, tournament or bowl games, concessions, contributions from alumni and others, institutional support, program advertising and sales, radio and television, royalties, signage and other sponsorships, sport camps, state or other government support, student activity fees, ticket and luxury box sales, and any other revenues attributable to intercollegiate athletic activities.


Report actual numbers, not budgeted or estimated numbers. Please do not round beyond the next dollar.

Varsity Team	Men's Teams	Women's Teams	Total
Basketball	18,250,063	974,803	19,224,866
Football	89,893,135		89,893,135
Baseball	334,054		334,054
Diving	13,320	10,549	23,869
Fencing	52,271	49,852	102,123
Field Hockey		121,895	121,895
Golf	94,085	159,929	254,014
Gymnastics	93,342	225,538	318,880
Ice Hockey	958,866	73,492	1,032,358
Lacrosse	894,133	291,396	1,185,529
Rowing		175,683	175,683
Soccer	224,012	278,420	502,432
Softball		219,525	219,525
Swimming	243,000	87,821	330,821
Synchronized Swimming		43,289	43,289
Tennis	188,906	62,460	251,366
Track and Field and Cross Country (combined)	186,459	185,991	372,450
Volleyball	224,325	355,275	579,600
Wrestling	687,331		687,331
Total Revenues of all Sports, Except Football and Basketball, Combined (Men's and Women's Teams)	4,194,104	2,341,115	6,535,219
Total Revenues Men's and Women's Teams	112,337,302	3,315,918	115,653,220

Varsity Team	Amount Allocated to Men	Coed Teams Amount Allocated to Women	Total
Rifle	56,806	42,605	99,411
Other Sports	10,680	4,577	15,257
Total Revenues Coed Teams	67,486	47,182	114,668

Grand Total Revenues			
Total Revenues Men's, Women's and Coed Teams	112,404,788	3,363,100	115,767,888
Not Allocated by Gender/Sport (Revenues not attributable to a particular sport or sports)			60,117,935
Grand Total Revenues for all Teams (includes by team and not allocated by gender/sport)			175,885,823

CAVEAT



Summary - Men's, Women's and Coed Teams

Your Grand Total Revenues must be equal to or greater than your Grand Total Expenses or you will not be able to lock your survey.

	Men's Teams	Women's Teams	Coed Teams	Total
1 Total of Head Coaches' Salaries	11,153,805	3,458,400	125,304	14,737,509
2 Total of Assistant Coaches' Salaries	10,200,302	2,826,318	0	13,026,620
3 Total Salaries (Lines 1+2)	21,354,107	6,284,718	125,304	27,764,129
4 Athletically Related Student Aid	9,990,855	9,444,421	302,190	19,737,466
5 Recruiting Expenses	1,445,095	737,055	14,382	2,196,532
6 Operating (Game-Day) Expenses	16,063,945	5,374,004	253,628	21,691,577
7 Summary of Subset Expenses (Lines 3+4+5+6)	48,854,002	21,840,198	695,504	71,389,704
8 Total Expenses for Teams	66,556,320	26,309,725	753,812	93,619,857
9 Total Expenses for Teams Minus Subset Expenses (Line 8 – Line 7)	17,702,318	4,469,527	58,308	22,230,153
10 Not Allocated Expenses				66,566,553
11 Grand Total Expenses (Lines 8+10)				160,186,410
12 Total Revenues for Teams	112,337,302	3,315,918	114,668	115,767,888
13 Not Allocated Revenues				60,117,935
14 Grand Total Revenues (Lines 12+13)				175,885,823
15 Total Revenues for Teams minus Total Expenses for Teams (Line 12-Line 8)	45,780,982	-22,993,807	-639,144	22,148,031
16 Grand Total Revenues Minus Grand Total Expenses (Line 14- Line 11)				15,699,413

To return to a data entry screen, click on the link in the [Navigation Menu](#).

To proceed to the Supplemental Information screen, click on the link in the [Navigation Menu](#) or click on the "Next" button on this screen.

Supplemental Information (optional)

This screen may be used to help the reader better understand the data you have provided, or to help a prospective student-athlete make an informed choice of an athletics program.

This information will be viewable on the EADA public website. Please do not include the names of individuals or write messages to the help desk.

To explain specific data entered on a previous screen, please use the caveat box on that screen.

Debt service of \$13,264,294 and transfers to the university of \$2,432,314 are not included in expenses per EADA guidelines. Together these total \$15,696,608.