

# Equity in Athletics 2014

Institution: Ohio State University-Main Campus (204796)  
User ID: E2047961

## Screening Questions

Please answer these questions carefully as your responses will determine which subsequent data entry screens are appropriate for your institution.

### 1. How will you report Operating (Game-day) Expenses?

By Team

Per Participant

### 2. Select the type of varsity sports teams at your institution.

- Men's Teams
- Women's Teams
- Coed Teams

### 3. Do any of your teams have assistant coaches?

- Yes
  - Men's Teams
  - Women's Teams
  - Coed Teams
- No

- If you save the data on this screen, then return to the screen to make changes, note the following:
- 1) If you select an additional type of team remember to include associated data for that type of team on subsequent screens;
- 2) If you delete a type of team but have already entered associated data on other screens, all associated data for that type of team will be deleted from subsequent screens. However, because the survey system has to recalculate the totals, you must re-save every screen.

## Sports Selection - Men's, Women's and Coed Teams

Select the varsity sports teams at your institution						
Sport	Men's	Women's	CoedSport	Men's	Women's	Coed
Archery	<input type="checkbox"/>	<input type="checkbox"/>	<input type="checkbox"/> Badminton	<input type="checkbox"/>	<input type="checkbox"/>	<input type="checkbox"/>
Baseball	<input checked="" type="checkbox"/>	<input type="checkbox"/>	Basketball	<input checked="" type="checkbox"/>	<input checked="" type="checkbox"/>	<input type="checkbox"/>
Beach Volleyball	<input type="checkbox"/>	<input type="checkbox"/>	<input type="checkbox"/> Bowling	<input type="checkbox"/>	<input type="checkbox"/>	<input type="checkbox"/>
Cross Country	<input type="checkbox"/>	<input type="checkbox"/>	<input type="checkbox"/> Diving	<input checked="" type="checkbox"/>	<input checked="" type="checkbox"/>	<input type="checkbox"/>
Equestrian	<input type="checkbox"/>	<input type="checkbox"/>	<input type="checkbox"/> Fencing	<input checked="" type="checkbox"/>	<input checked="" type="checkbox"/>	<input type="checkbox"/>
Field Hockey	<input type="checkbox"/>	<input checked="" type="checkbox"/>	Football	<input checked="" type="checkbox"/>	<input type="checkbox"/>	<input type="checkbox"/>
Golf	<input checked="" type="checkbox"/>	<input checked="" type="checkbox"/>	<input type="checkbox"/> Gymnastics	<input checked="" type="checkbox"/>	<input checked="" type="checkbox"/>	<input type="checkbox"/>
Ice Hockey	<input checked="" type="checkbox"/>	<input checked="" type="checkbox"/>	<input type="checkbox"/> Lacrosse	<input checked="" type="checkbox"/>	<input checked="" type="checkbox"/>	<input type="checkbox"/>
Rifle	<input type="checkbox"/>	<input type="checkbox"/>	<input checked="" type="checkbox"/> Rodeo	<input type="checkbox"/>	<input type="checkbox"/>	<input type="checkbox"/>
Rowing	<input type="checkbox"/>	<input checked="" type="checkbox"/>	<input type="checkbox"/> Sailing	<input type="checkbox"/>	<input type="checkbox"/>	<input type="checkbox"/>
Skiing	<input type="checkbox"/>	<input type="checkbox"/>	<input type="checkbox"/> Soccer	<input checked="" type="checkbox"/>	<input checked="" type="checkbox"/>	<input type="checkbox"/>
Softball	<input type="checkbox"/>	<input checked="" type="checkbox"/>	Squash	<input type="checkbox"/>	<input type="checkbox"/>	<input type="checkbox"/>
Swimming	<input checked="" type="checkbox"/>	<input checked="" type="checkbox"/>	<input type="checkbox"/> Swimming and Diving (combined)	<input type="checkbox"/>	<input type="checkbox"/>	<input type="checkbox"/>
Synchronized Swimming	<input type="checkbox"/>	<input checked="" type="checkbox"/>	Table Tennis	<input type="checkbox"/>	<input type="checkbox"/>	<input type="checkbox"/>
Team Handball	<input type="checkbox"/>	<input type="checkbox"/>	<input type="checkbox"/> Tennis	<input checked="" type="checkbox"/>	<input checked="" type="checkbox"/>	<input type="checkbox"/>
Track and Field (Indoor)	<input type="checkbox"/>	<input type="checkbox"/>	<input type="checkbox"/> Track and Field (Outdoor)	<input type="checkbox"/>	<input type="checkbox"/>	<input type="checkbox"/>
Track and Field and Cross Country (combined)	<input checked="" type="checkbox"/>	<input checked="" type="checkbox"/>	<input type="checkbox"/> Volleyball	<input checked="" type="checkbox"/>	<input checked="" type="checkbox"/>	<input type="checkbox"/>
Water Polo	<input type="checkbox"/>	<input type="checkbox"/>	<input type="checkbox"/> Weight Lifting	<input type="checkbox"/>	<input type="checkbox"/>	<input type="checkbox"/>
Wrestling	<input checked="" type="checkbox"/>	<input type="checkbox"/>	<input type="checkbox"/> Other Sports (Specify sports in the caveat box.)*	<input type="checkbox"/>	<input type="checkbox"/>	<input checked="" type="checkbox"/>

CAVEAT

\*Other Sport: Pistol

\* If you indicated in the caveat box that your other sports are Dancing and/or Cheerleading, please also specify in the caveat box that your institution has a letter from the Office for Civil Rights confirming that the OCR has determined that Dancing and/or Cheerleading are varsity sports at your institution.

- If you save the data on this screen, then return to the screen to make changes, note the following:
- 1) If you select an additional team remember to include associated data for that sport on subsequent screens;
- 2) If you delete a sport but have already entered associated data on other screens, all associated data for that sport will be deleted from subsequent screens. However, because the survey system has to recalculate the totals, you must re-save every screen.

## Athletics Participation - Men's, Women's and Coed Teams

Enter the number of participants as of the day of the first scheduled contest.

Varsity Teams	Men's Teams	Women's Teams
Baseball	33	
Basketball	12	23
Diving	4	3
Fencing	25	14
Field Hockey		18
Football	111	
Golf	12	8
Gymnastics	22	14
Ice Hockey	27	23
Lacrosse	49	37
Rowing		73
Soccer	28	28
Softball		21
Swimming	44	33
Synchronized Swimming		25
Tennis	8	9
Track and Field and Cross Country (combined)	116	121
Track and Field (Indoor)	50	49
Track and Field (Outdoor)	50	49
Cross Country	16	23
Volleyball	22	17
Wrestling	37	
<b>Total Participants Men's and Women's Teams</b>	<b>550</b>	<b>467</b>

Varsity Teams	Coed Teams	
	# Men	# Women
Rifle	6	7
Other Sports	9	6
<b>Total Participants Coed Teams</b>	<b>15</b>	<b>13</b>

Grand Total Participants		
Grand Total Participants	565	480
Unduplicated Count of Participants	499	408

(This is a head count. If an individual participates on more than one team, count that individual only once on this line.)

**CAVEAT**

(For each men's or women's team that includes opposite sex participants, specify the number of male and the number of female students on that team in this caveat box. This does not apply for coed teams. Additionally, provide any other clarifying information here.)

Women's Basketball includes 12 female and 11 male participants. Women's Volleyball includes 12 female and 5 male participants.

If you save the data on this screen, then return to the screen to make changes, please note you must re-save every screen because the survey system has to recalculate the totals.

## Head Coaches - Men's Teams

For each men's team, indicate whether the head coach is male or female, was assigned to the team on a full-time or part-time basis, and whether the coach was employed by the institution on a full-time basis or on a part-time or volunteer basis, by entering a 1 in the appropriate field. The Swimming and Diving (combined) fields allow up to 2 head coaches. The Track and Field and Cross Country (combined) fields allow up to 3.

Varsity Teams	Male Head Coaches			Female Head Coaches					Total Head Coaches
	Assigned to Team on a Full-Time Basis	Assigned to Team on a Part-Time Basis	Full-Time Institution Employee	Part-Time Institution Employee or Volunteer	Assigned to Team on a Full-Time Basis	Assigned to Team on a Part-Time Basis	Full-Time Institution Employee	Part-Time Institution Employee or Volunteer	
Baseball	1		1						1
Basketball	1		1						1
Diving		1	1						1
Fencing		1	1						1
Football	1		1						1
Golf	1		1						1
Gymnastics	1		1						1
Ice Hockey	1		1						1
Lacrosse	1		1						1
Soccer	1		1						1
Swimming	1		1						1
Tennis	1		1						1
Track and Field and Cross Country (combined)	1		1						1
Volleyball	1		1						1
Wrestling	1		1						1
Coaching Position Totals	13	2	15	0	0	0	0	0	15
CAVEAT									



## Head Coaches - Women's Teams

For each women's team, indicate whether the head coach is male or female, was assigned to the team on a full-time or part-time basis, and whether the coach was employed by the institution on a full-time basis or on a part-time or volunteer basis, by entering a 1 in the appropriate field. The Swimming and Diving (combined) fields allow up to 2 head coaches. The Track and Field and Cross Country (combined) fields allow up to 3.

Varsity Teams	Male Head Coaches				Female Head Coaches				Total Head Coaches
	Assigned to Team on a Full-Time Basis	Assigned to Team on a Part-Time Basis	Full-Time Institution Employee	Part-Time Institution Employee or Volunteer	Assigned to Team on a Full-Time Basis	Assigned to Team on a Part-Time Basis	Full-Time Institution Employee	Part-Time Institution Employee or Volunteer	
Basketball	1		1						1
Diving			1						1
Fencing			1						1
Field Hockey					1		1		1
Golf					1		1		1
Gymnastics					1		1		1
Ice Hockey	1		1						1
Lacrosse					1		1		1
Rowing	1		1						1
Soccer					1		1		1
Softball					1		1		1
Swimming	1		1						1
Synchronized Swimming					1		1		1
Tennis					1		1		1
Track and Field and Cross Country (combined)					1		1		1
Volleyball	1		1						1
<b>Coaching Position Totals</b>	<b>5</b>	<b>2</b>	<b>7</b>	<b>0</b>	<b>9</b>	<b>0</b>	<b>9</b>	<b>0</b>	<b>16</b>

CAVEAT



## Head Coaches - Coed Teams

For each coed team, indicate whether the head coach is male or female, was assigned to the team on a full-time or part-time basis, and whether the coach was employed by the institution on a full-time basis or on a part-time or volunteer basis, by entering a 1 in the appropriate field.

The Swimming and Diving (combined) fields allow up to 2 head coaches. The Track and Field and Cross Country (combined) fields allow up to 3.

Varsity Teams	Male Head Coaches			Female Head Coaches					Total Head Coaches
	Assigned to Team on a Full-Time Basis	Assigned to Team on a Part-Time Basis	Full-Time Institution Employee	Part-Time Institution Employee or Volunteer	Assigned to Team on a Full-Time Basis	Assigned to Team on a Part-Time Basis	Full-Time Institution Employee	Part-Time Institution Employee or Volunteer	
Rifle	1		1						1
Other Sports	1		1						1
Coaching Position	2	0	2	0	0	0	0	0	2
Totals									
CAVEAT									

Other Sport: Pistol

## Head Coaches' Salaries - Men's, Women's and Coed Teams


Enter only salaries and bonuses that your institution pays head coaches as compensation for coaching. Do not include benefits on this screen.

Do not include volunteer coaches in calculating the average salary and the Full-Time Equivalent (FTE) Total.

For help calculating the FTE total click on the "Need help? Click here for screen instructions" link on this screen.

	Men's Teams	Women's Teams	Coed Teams
Average Annual Institutional Salary per Head Coach (for coaching duties only)	584,671	177,263	63,036
Number of Head Coaches Used to Calculate the Average	15	16	2
Number of Volunteer Head Coaches (Do not include these coaches in your salary or FTE calculations.)			
Average Annual Institutional Salary per Full-time equivalent (FTE)	626,433	189,081	63,036
Sum of Full-Time Equivalent (FTE) Positions Used to Calculate the Average	14.00	15.00	2.00

CAVEAT



## Assistant Coaches - Men's Teams

For each men's team, indicate whether the assistant coach is male or female, was assigned to the team on a full-time or part-time basis, and whether the coach was employed by the institution on a full-time basis or on a part-time or volunteer basis, by entering a 1 in the appropriate field.

Varsity Teams	Male Assistant Coaches				Female Assistant Coaches				Total Assistant Coaches
	Assigned to Team on a Full-Time Basis	Assigned to Team on a Part-Time Basis	Full-Time Institution Employee	Part-Time Institution Employee or Volunteer	Assigned to Team on a Full-Time Basis	Assigned to Team on a Part-Time Basis	Full-Time Institution Employee	Part-Time Institution Employee or Volunteer	
Baseball	2	1	2	1					3
Basketball	3		3						3
Diving		1		1					1
Fencing		3	3						3
Football	9		9						9
Golf	1		1						1
Gymnastics	2	1	2	1					3
Ice Hockey	2		2						2
Lacrosse	2	1	2	1					3
Soccer	2	2	2	2					4
Swimming	1	1	1	1					2
Tennis	1	2	1	2					3
Track and Field and Cross Country (combined)	2	3	2	3					5
Volleyball	2	1	2	1					3
Wrestling	2	1	2	1					3
Coaching Position Totals	31	17	34	14	0	0	0	0	48
CAVEAT									






## Assistant Coaches - Women's Teams

For each women's team, indicate whether the assistant coach is male or female, was assigned to the team on a full-time or part-time basis, and whether the coach was employed by the institution on a full-time basis or on a part-time or volunteer basis, by entering a 1 in the appropriate field.

Varsity Teams	Male Assistant Coaches				Female Assistant Coaches				Total Assistant Coaches
	Assigned to Team on a Full-Time Basis	Assigned to Team on a Part-Time Basis	Full-Time Institution Employee	Part-Time Institution Employee or Volunteer	Assigned to Team on a Full-Time Basis	Assigned to Team on a Part-Time Basis	Full-Time Institution Employee	Part-Time Institution Employee or Volunteer	
Basketball	2		2		1		1		3
Diving		1		1					1
Fencing		3	3						3
Field Hockey					2		2		2
Golf					1		1		1
Gymnastics	1		1		1		1		2
Ice Hockey	1	1	1	1	1		1		3
Lacrosse					2	1	2	1	3
Rowing	1		1		1	1	1	1	3
Soccer	2		2			1		1	3
Softball		1		1	2		2		3
Swimming		1		1	1		1		2
Synchronized Swimming					1	1	1	1	2
Tennis	1	2	1	2					3
Track and Field and Cross Country (combined)		3		3	2	2	2	2	7
Volleyball	1	1	1	1	1	1	1	1	4
Coaching Position Totals	9	13	12	10	16	7	16	7	45

CAVEAT



## Assistant Coaches' Salaries - Men's and Women's Teams

Enter only salaries and bonuses that your institution pays assistant coaches as compensation for coaching. Do not include benefits on this screen.  
Do not include volunteer coaches in calculating the average salary and the Full-Time Equivalent (FTE) Total.  
For help calculating the FTE total click on the "Need help? Click here for screen instructions" link on this screen.

	Men's Teams	Women's Teams
Average Annual Institutional Salary per Assistant Coach (for coaching duties only)	210,861	72,245
Number of Assistant Coaches Used to Calculate the Average	34	28
Number of Volunteer Assistant Coaches. (Do not include these coaches in your salary or FTE calculations.)	14	17
Average Annual Institutional Salary per Full-time equivalent (FTE)	220,593	76,334
Sum of Full-Time Equivalent (FTE) Positions Used to Calculate the Average	32.50	26.50

CAVEAT



# Athletically Related Student Aid - Men's, Women's and Coed Teams

Athletically related student aid is any scholarship, grant, or other form of financial assistance, offered by an institution, the terms of which require the recipient to participate in a program of intercollegiate athletics at the institution. Other student aid, of which a student-athlete simply happens to be the recipient, is not athletically related student aid. If you do not have any aid to report, enter a 0.

	Men's Teams	Women's Teams	Coed Teams	Total
Amount of Aid	8,773,761	7,803,338	254,534	16,831,633
Ratio (percent)	52	46	2	100%
CAVEAT				



## Recruiting Expenses - Men's, Women's and Coed Teams

Recruiting expenses are all expenses an institution incurs attributable to recruiting activities. This includes, but is not limited to, expenses for lodging, meals, telephone use, and transportation (including vehicles used for recruiting purposes) for both recruits and personnel engaged in recruiting, and other expenses for official and unofficial visits, and all other expenses related to recruiting. If you do not have any recruiting expenses to report, enter a 0.

	Men's Teams	Women's Teams	Coed Teams	Total
Total	1,036,180	612,790	12,937	1,661,907
CAVEAT				



## Operating (Game-Day) Expenses - Men's, Women's and Coed Teams by Team

Operating expenses are all expenses an institution incurs attributable to home, away, and neutral-site intercollegiate athletic contests (commonly known as "game-day expenses"), for (A) Lodging, meals, transportation, uniforms, and equipment for coaches, team members, support staff (including, but not limited to team managers and trainers), and others; and (B) Officials.  
 For a sport with a men's team and a women's team that have a combined budget, click on the "Need help? Click here for screen instructions" link for special instructions.

Varsity Teams	Participants	Men's Teams		Women's Teams			Total Operating Expenses
		Operating Expenses per Participant	By Team	Participants	Operating Expenses per Participant	By Team	
Basketball	12	180,310	2,163,718	23	43,276	995,337	3,159,055
Football	111	63,885	7,091,261				7,091,261
Baseball	33	22,304	736,033				736,033
Diving	4	5,662	22,647	3	7,234	21,703	44,350
Fencing	25	2,751	68,778	14	3,793	53,095	121,873
Field Hockey				18	8,602	154,842	154,842
Golf	12	10,301	123,612	8	14,473	115,780	239,392
Gymnastics	22	7,009	154,197	14	10,052	140,730	294,927
Ice Hockey	27	25,548	689,802	23	21,571	496,125	1,185,927
Lacrosse	49	6,878	337,024	37	6,367	235,588	572,612
Rowing				73	4,349	317,447	317,447
Soccer	28	4,973	139,234	28	8,376	234,514	373,748
Softball				21	13,032	273,670	273,670
Swimming	44	6,129	269,695	33	5,991	197,708	467,403
Synchronized Swimming				25	4,576	114,390	114,390
Tennis	8	23,603	188,827	9	17,077	153,694	342,521
Track and Field and Cross Country (combined)	116	2,927	339,519	121	2,385	288,544	628,063
Volleyball	22	5,638	124,035	17	18,145	308,466	432,501
Wrestling	37	7,829	289,689				289,689
<b>Total Operating Expenses Men's and Women's Teams</b>	<b>550</b>		<b>12,738,071</b>	<b>467</b>		<b>4,101,633</b>	<b>16,839,704</b>

Varsity Teams	Participants	Coed Teams			By Team	Total Operating Expenses	
		Men Operating Expenses per Participant	Participants	Women Operating Expenses per Participant			
Rifle	6	7,606	45,635	7	7,606	53,241	98,876
Other Sports	9	4,588	41,295	6	4,588	27,530	68,825
<b>Total Operating Expenses of Coed Teams</b>	<b>15</b>		<b>86,930</b>	<b>13</b>		<b>80,771</b>	<b>167,701</b>

<b>Grand Total Operating Expenses</b>							
Grand Total Operating Expenses	565		12,825,001	480		4,182,404	17,007,405

CAVEAT

Operating (Game-Day) Expenses are lower in FY14 since game guarantees were inadvertently included in prior years.


Note: This screen is for game-day expenses only.

## Total Expenses - Men's, Women's and Coed Teams

**Enter all expenses attributable to intercollegiate athletic activities. This includes appearance guarantees and options, athletically related student aid, contract services, equipment, fundraising activities, operating expenses, promotional activities, recruiting expenses, salaries and benefits, supplies, travel, and any other expenses attributable to intercollegiate athletic activities.**

Varsity Teams	Men's Teams	Women's Teams	Total
Basketball	6,041,361	3,264,345	9,305,706
Football	23,381,516		23,381,516
Baseball	2,013,854		2,013,854
Diving	363,349	282,612	645,961
Fencing	575,525	544,255	1,119,780
Field Hockey		1,016,969	1,016,969
Golf	570,551	672,500	1,243,051
Gymnastics	978,608	1,453,924	2,432,532
Ice Hockey	2,411,121	1,745,897	4,157,018
Lacrosse	2,033,517	1,176,858	3,210,375
Rowing		1,767,924	1,767,924
Soccer	981,971	1,378,248	2,360,219
Softball		1,328,566	1,328,566
Swimming	1,284,464	1,301,799	2,586,263
Synchronized Swimming		897,536	897,536
Tennis	1,025,291	983,227	2,008,518
Track and Field and Cross Country (combined)	1,278,536	1,432,316	2,710,852
Volleyball	914,752	1,781,497	2,696,249
Wrestling	1,762,368		1,762,368
<b>Total Expenses of all Sports, Except Football and Basketball, Combined (Men's and Women's Teams)</b>	<b>16,193,907</b>	<b>17,764,120</b>	<b>33,958,035</b>
<b>Total Expenses Men's and Women's Teams</b>	<b>45,616,784</b>	<b>21,028,473</b>	<b>66,645,257</b>
	<b>Coed Teams</b>		
<b>Varsity Teams</b>	<b>Amount Allocated to Men</b>	<b>Amount Allocated to Women</b>	<b>Total</b>
Rifle	150,321	175,374	325,695
Other Sports	165,203	110,135	275,338
<b>Total Expenses Coed Teams</b>	<b>315,524</b>	<b>285,509</b>	<b>601,033</b>
<b>Grand Total Expenses</b>			
<b>Total Expenses Men's, Women's and Coed Teams</b>	<b>45,932,308</b>	<b>21,313,982</b>	<b>67,246,290</b>
Not Allocated by Gender/Sport (Expenses not attributable to a particular sport or sports)			52,822,105
<b>Grand Total Expenses</b>			<b>120,068,395</b>

CAVEAT




## Total Revenues - Men's, Women's and Coed Teams

Your total revenues must cover your total expenses.  
 Enter all revenues attributable to intercollegiate athletic activities. This includes revenues from appearance guarantees and options, an athletic conference, tournament or bowl games, concessions, contributions from alumni and others, institutional support, program advertising and sales, radio and television, royalties, signage and other sponsorships, sport camps, state or other government support, student activity fees, ticket and luxury box sales, and any other revenues attributable to intercollegiate athletic activities.

Varsity Team	Men's Teams	Women's Teams	Total
Basketball	21,326,066	1,114,369	22,440,435
Football	65,773,860		65,773,860
Baseball	752,910		752,910
Diving	78,968	23,364	102,332
Fencing	180,405	174,733	355,138
Field Hockey		445,423	445,423
Golf	134,408	229,088	363,496
Gymnastics	295,454	585,961	881,415
Ice Hockey	1,389,274	682,710	2,071,984
Lacrosse	1,298,744	453,552	1,752,296
Rowing		547,428	547,428
Soccer	456,511	623,284	1,079,795
Softball		488,257	488,257
Swimming	400,834	440,482	841,316
Synchronized Swimming		213,691	213,691
Tennis	211,153	285,721	496,874
Track and Field and Cross Country (combined)	472,724	552,500	1,025,224
Volleyball	209,872	740,604	950,476
Wrestling	784,456		784,456
Total Revenues of all Sports, Except Football and Basketball, Combined (Men's and Women's Teams)	6,665,713	6,486,798	13,152,511
<b>Total Revenues Men's and Women's Teams</b>	<b>93,765,639</b>	<b>7,601,167</b>	<b>101,366,806</b>
		Coed Teams	
Varsity Team	Amount Allocated to Men	Amount Allocated to Women	Total
Rifle	58,009	67,678	125,687
Other Sports	66,941	44,628	111,569
<b>Total Revenues Coed Teams</b>	<b>124,950</b>	<b>112,306</b>	<b>237,256</b>
<b>Grand Total Revenues</b>			
<b>Total Revenues Men's, Women's and Coed Teams</b>	<b>93,890,589</b>	<b>7,713,473</b>	<b>101,604,062</b>
Not Allocated by Gender/Sport (Revenues not attributable to a particular sport or sports)			42,114,502
Grand Total Revenues for all Teams (includes by team and not allocated by gender/sport)			143,718,564

CAVEAT



## Summary - Men's, Women's and Coed Teams

Your Grand Total Revenues must be equal to or greater than your Grand Total Expenses or you will not be able to lock your survey.

	Men's Teams	Women's Teams	Coed Teams	Total
1 Total of Head Coaches' Salaries	8,770,065	2,836,208	126,072	11,732,345
2 Total of Assistant Coaches' Salaries	7,169,274	2,022,860	0	9,192,134
3 Total Salaries (Lines 1+2)	15,939,339	4,859,068	126,072	20,924,479
4 Athletically Related Student Aid	8,773,761	7,803,338	254,534	16,831,633
5 Recruiting Expenses	1,036,180	612,790	12,937	1,661,907
6 Operating (Game-Day) Expenses	12,738,071	4,101,633	167,701	17,007,405
7 Summary of Subset Expenses (Lines 3+4+5+6)	38,487,351	17,376,829	561,244	56,425,424
8 Total Expenses for Teams	45,616,784	21,028,473	601,033	67,246,290
9 Total Expenses for Teams Minus Subset Expenses (Line 8 – Line 7)	7,129,433	3,651,644	39,789	10,820,866
10 Not Allocated Expenses				52,822,105
11 Grand Total Expenses (Lines 8+10)				120,068,395
12 Total Revenues for Teams	93,765,639	7,601,167	237,256	101,604,062
13 Not Allocated Revenues				42,114,502
14 Grand Total Revenues (Lines 12+13)				143,718,564
15 Total Revenues for Teams minus Total Expenses for Teams (Line 12-Line 8)	48,148,855	-13,427,306	-363,777	34,357,772
16 Grand Total Revenues Minus Grand Total Expenses (Line 14- Line 11)				23,650,169

To return to a data entry screen, click on the link in the Navigation Menu.

To proceed to the Supplemental Information screen, click on the link in the Navigation Menu or click on the "Next" button on this screen.



## Supplemental Information (optional)

This screen may be used to help the reader better understand the data you have provided, or to help a prospective student-athlete make an informed choice of an athletics program. This information will be viewable on the EADA public website. Please do not include the names of individuals or write messages to the help desk. To explain specific data entered on a previous screen, please use the caveat box on that screen.

