

Equity in Athletics 2013

Institution: Ohio State University-Main Campus (204796)

User ID: E2047962

Screening Questions

Please answer these questions carefully as your responses will determine which subsequent data entry screens are appropriate for your institution.

1. How will you report Operating (Game-day) Expenses?



By Team



Per Participant

2. Select the type of varsity sports teams at your institution.



Men's Teams



Women's Teams



Coed Teams

3. Do any of your teams have assistant coaches?



Yes



Men's Teams



Women's Teams



Coed Teams

No

If you save the data on this screen, then return to the screen to make changes, note the following:

- 1) If you select an additional type of team remember to include associated data for that type of team on subsequent screens;
- 2) If you delete a type of team but have already entered associated data on other screens, all associated data for that type of team will be deleted from subsequent screens. However, because the survey system has to recalculate the totals, you must re-save every screen.

Institution: Ohio State University-Main Campus (204796)

User ID: E2047962

Sports Selection - Men's, Women's and Coed Teams

Select the varsity sports teams at your institution.

Sport	Men's	Women's	Coed	Sport	Men's	Women's	Coed
Archery	<input type="checkbox"/>	<input type="checkbox"/>	<input type="checkbox"/>	Badminton	<input type="checkbox"/>	<input type="checkbox"/>	<input type="checkbox"/>
Baseball	<input checked="" type="checkbox"/>			Basketball	<input checked="" type="checkbox"/>	<input checked="" type="checkbox"/>	<input type="checkbox"/>
Beach Volleyball	<input type="checkbox"/>	<input type="checkbox"/>	<input type="checkbox"/>	Bowling	<input type="checkbox"/>	<input type="checkbox"/>	<input type="checkbox"/>
Cross Country	<input type="checkbox"/>	<input type="checkbox"/>	<input type="checkbox"/>	Diving	<input checked="" type="checkbox"/>	<input checked="" type="checkbox"/>	<input type="checkbox"/>
Equestrian	<input type="checkbox"/>	<input type="checkbox"/>	<input type="checkbox"/>	Fencing	<input checked="" type="checkbox"/>	<input checked="" type="checkbox"/>	<input type="checkbox"/>
Field Hockey		<input checked="" type="checkbox"/>		Football	<input checked="" type="checkbox"/>		
Golf	<input checked="" type="checkbox"/>	<input checked="" type="checkbox"/>	<input type="checkbox"/>	Gymnastics	<input checked="" type="checkbox"/>	<input checked="" type="checkbox"/>	<input type="checkbox"/>
Ice Hockey	<input checked="" type="checkbox"/>	<input checked="" type="checkbox"/>	<input type="checkbox"/>	Lacrosse	<input checked="" type="checkbox"/>	<input checked="" type="checkbox"/>	<input type="checkbox"/>
Rifle	<input type="checkbox"/>	<input type="checkbox"/>	<input checked="" type="checkbox"/>	Rodeo	<input type="checkbox"/>	<input type="checkbox"/>	<input type="checkbox"/>
Rowing	<input type="checkbox"/>	<input checked="" type="checkbox"/>	<input type="checkbox"/>	Sailing	<input type="checkbox"/>	<input type="checkbox"/>	<input type="checkbox"/>
Skiing	<input type="checkbox"/>	<input type="checkbox"/>	<input type="checkbox"/>	Soccer	<input checked="" type="checkbox"/>	<input checked="" type="checkbox"/>	<input type="checkbox"/>
Softball		<input checked="" type="checkbox"/>		Squash	<input type="checkbox"/>	<input type="checkbox"/>	<input type="checkbox"/>
Swimming	<input checked="" type="checkbox"/>	<input checked="" type="checkbox"/>	<input type="checkbox"/>	Swimming and Diving (combined)	<input type="checkbox"/>	<input type="checkbox"/>	<input type="checkbox"/>
Synchronized Swimming		<input checked="" type="checkbox"/>		Table Tennis	<input type="checkbox"/>	<input type="checkbox"/>	<input type="checkbox"/>
Team Handball	<input type="checkbox"/>	<input type="checkbox"/>	<input type="checkbox"/>	Tennis	<input checked="" type="checkbox"/>	<input checked="" type="checkbox"/>	<input type="checkbox"/>
Track and Field (Indoor)	<input type="checkbox"/>	<input type="checkbox"/>	<input type="checkbox"/>	Track and Field (Outdoor)	<input type="checkbox"/>	<input type="checkbox"/>	<input type="checkbox"/>
Track and Field and Cross Country (combined)	<input checked="" type="checkbox"/>	<input checked="" type="checkbox"/>	<input type="checkbox"/>	Volleyball	<input checked="" type="checkbox"/>	<input checked="" type="checkbox"/>	<input type="checkbox"/>
Water Polo	<input type="checkbox"/>	<input type="checkbox"/>	<input type="checkbox"/>	Weight Lifting	<input type="checkbox"/>	<input type="checkbox"/>	<input type="checkbox"/>
Wrestling	<input checked="" type="checkbox"/>	<input type="checkbox"/>	<input type="checkbox"/>	Other Sports (Specify sports in the caveat box.) *	<input type="checkbox"/>	<input type="checkbox"/>	<input checked="" type="checkbox"/>

CAVEAT

*Other Sport: Pistol

* If you indicated in the caveat box that your other sports are Dancing and/or Cheerleading, please also specify in the caveat box that your institution has a letter from the Office for Civil Rights confirming that the OCR has determined that Dancing and/or Cheerleading are varsity sports at your institution.

If you save the data on this screen, then return to the screen to make changes, note the following:

- 1) If you select an additional team remember to include associated data for that sport on subsequent screens;
- 2) If you delete a sport but have already entered associated data on other screens, all associated data for that sport will be deleted from subsequent screens. However, because the survey system has to recalculate the totals, you must re-save every screen.

Institution: Ohio State University-Main Campus (204796)

User ID: E2047962

Athletics Participation - Men's, Women's and Coed Teams

Enter the number of participants as of the day of the first scheduled contest.

Varsity Teams	Men's Teams	Women's Teams
Baseball	35	
Basketball	11	15
Diving	3	3
Fencing	20	15
Field Hockey		19
Football	103	
Golf	9	8
Gymnastics	25	15
Ice Hockey	27	23
Lacrosse	47	32
Rowing		83
Soccer	26	21
Softball		22
Swimming	49	32
Synchronized Swimming		24
Tennis	8	9
Track and Field and Cross Country (combined)	123	100
Track and Field (Indoor)	52	41
Track and Field (Outdoor)	52	41
Cross Country	19	18
Volleyball	22	15
Wrestling	38	
Total Participants Men's and Women's Teams	546	436
	Coed Teams	
Varsity Teams	# Men	# Women
Rifle	7	4
Other Sports	7	3
Total Participants Coed Teams	14	7
Grand Total Participants		
Grand Total Participants	560	443
Unduplicated Count of Participants (This is a head count. If an individual participates on more than one team, count that individual only once on this line.)	489	384

CAVEAT

(For each men's or women's team that includes opposite sex participants, specify the number of male and the number of female students on that team in this caveat box. This does not apply for coed teams. Additionally, provide any other clarifying information here.)

Other Sport: Pistol

The image shows a rectangular window with a title bar at the top. The title bar contains the text "Other Sport: Pistol" on the left and a small icon on the right. Below the title bar is a large, empty rectangular area, which appears to be a scrollable list or table. At the bottom of this area, there is a horizontal scrollbar with a slider and arrowheads. The entire window has a thin border.

If you save the data on this screen, then return to the screen to make changes, please note you must re-save every screen because the survey system has to recalculate the totals.

Institution: Ohio State University-Main Campus (204796)

User ID: E2047962


Head Coaches - Men's Teams

For each men's team, indicate whether the head coach is male or female, was assigned to the team on a full-time or part-time basis, and whether the coach was employed by the institution on a full-time basis or on a part-time or volunteer basis, by entering a 1 in the appropriate field.

The Swimming and Diving (combined) fields allow up to 2 head coaches. The Track and Field and Cross Country (combined) fields allow up to 3.

Varsity Teams	Male Head Coaches				Female Head Coaches				Total Head Coaches
	Assigned to Team on a Full-Time Basis	Assigned to Team on a Part-Time Basis	Full-Time Institution Employee	Part-Time Institution Employee or Volunteer	Assigned to Team on a Full-Time Basis	Assigned to Team on a Part-Time Basis	Full-Time Institution Employee	Part-Time Institution Employee or Volunteer	
Baseball	1		1						1
Basketball	1		1						1
Diving		1	1						1
Fencing		1	1						1
Football	1		1						1
Golf	1		1						1
Gymnastics	1		1						1
Ice Hockey	1		1						1
Lacrosse	1		1						1
Soccer	1		1						1
Swimming	1		1						1
Tennis	1		1						1
Track and Field and Cross Country (combined)	1		1						1
Volleyball	1		1						1
Wrestling	1		1						1
Coaching Position Totals	13	2	15	0	0	0	0	0	15

CAVEAT



Institution: Ohio State University-Main Campus (204796)

User ID: E2047962


Head Coaches - Women's Teams

For each women's team, indicate whether the head coach is male or female, was assigned to the team on a full-time or part-time basis, and whether the coach was employed by the institution on a full-time basis or on a part-time or volunteer basis, by entering a 1 in the appropriate field.

The Swimming and Diving (combined) fields allow up to 2 head coaches. The Track and Field and Cross Country (combined) fields allow up to 3.

Varsity Teams	Male Head Coaches				Female Head Coaches				Total Head Coaches
	Assigned to Team on a Full-Time Basis	Assigned to Team on a Part-Time Basis	Full-Time Institution Employee	Part-Time Institution Employee or Volunteer	Assigned to Team on a Full-Time Basis	Assigned to Team on a Part-Time Basis	Full-Time Institution Employee	Part-Time Institution Employee or Volunteer	
Basketball	1		1						1
Diving		1	1						1
Fencing		1	1						1
Field Hockey					1		1		1
Golf					1		1		1
Gymnastics					1		1		1
Ice Hockey	1		1						1
Lacrosse					1		1		1
Rowing	1		1						1
Soccer					1		1		1
Softball					1		1		1
Swimming	1		1						1
Synchronized Swimming					1		1		1
Tennis					1		1		1
Track and Field and Cross Country (combined)					1		1		1
Volleyball	1		1						1
Coaching Position Totals	5	2	7	0	9	0	9	0	16

CAVEAT



Institution: Ohio State University-Main Campus (204796)

User ID: E2047962

Head Coaches - Coed Teams

For each coed team, indicate whether the head coach is male or female, was assigned to the team on a full-time or part-time basis, and whether the coach was employed by the institution on a full-time basis or on a part-time or volunteer basis, by entering a 1 in the appropriate field.

The Swimming and Diving (combined) fields allow up to 2 head coaches. The Track and Field and Cross Country (combined) fields allow up to 3.

Varsity Teams	Male Head Coaches				Female Head Coaches				Total Head Coaches
	Assigned to Team on a Full-Time Basis	Assigned to Team on a Part-Time Basis	Full-Time Institution Employee	Part-Time Institution Employee or Volunteer	Assigned to Team on a Full-Time Basis	Assigned to Team on a Part-Time Basis	Full-Time Institution Employee	Part-Time Institution Employee or Volunteer	
Rifle	1		1						1
Other Sports	1		1						1
Coaching Position Totals	2	0	2	0	0	0	0	0	2
CAVEAT									

Other Sport: Pistol

Institution: Ohio State University-Main Campus (204796)

User ID: E2047962

Head Coaches' Salaries - Men's, Women's and Coed Teams

Enter only salaries and bonuses that your institution pays head coaches as compensation for coaching. Do not include benefits on this screen.

Do not include volunteer coaches in calculating the average salary and the Full-Time Equivalent (FTE) Total.

For help calculating the FTE total click on the "Need help? Click here for screen instructions" link on this screen.

	Men's Teams	Women's Teams	Coed Teams
Average Annual Institutional Salary per Head Coach (for coaching duties only)	540,292	172,803	59,038
Number of Head Coaches Used to Calculate the Average	15	16	2
Number of Volunteer Head Coaches (Do not include these coaches in your salary or FTE calculations.)	0	0	0
Average Annual Institutional Salary per Full-time equivalent (FTE)	578,884	184,323	59,038
Sum of Full-Time Equivalent (FTE) Positions Used to Calculate the Average	14.00	15.00	2.00

CAVEAT

Without Football, Head Coach average annual salary is \$321,318.

Institution: Ohio State University-Main Campus (204796)


User ID: E2047962

Assistant Coaches - Men's Teams

For each men's team, indicate whether the assistant coach is male or female, was assigned to the team on a full-time or part-time basis, and whether the coach was employed by the institution on a full-time basis or on a part-time or volunteer basis, by entering a 1 in the appropriate field.

Varsity Teams	Male Assistant Coaches				Female Assistant Coaches				Total Assistant Coaches
	Assigned to Team on a Full-Time Basis	Assigned to Team on a Part-Time Basis	Full-Time Institution Employee	Part-Time Institution Employee or Volunteer	Assigned to Team on a Full-Time Basis	Assigned to Team on a Part-Time Basis	Full-Time Institution Employee	Part-Time Institution Employee or Volunteer	
Baseball	2	1	2	1					3
Basketball	3		3						3
Diving									0
Fencing		3	3						3
Football	9		9						9
Golf	1		1						1
Gymnastics	2	1	2	1					3
Ice Hockey	2		2						2
Lacrosse	2	1	2	1					3
Soccer	2	1	2	1					3
Swimming	1	1	1	1					2
Tennis	1	2	1	2					3
Track and Field and Cross Country (combined)	2	3	2	3					5
Volleyball	2	1	2	1					3
Wrestling	2	1	2	1					3
Coaching Position Totals	31	15	34	12	0	0	0	0	46

CAVEAT



Institution: Ohio State University-Main Campus (204796)

User ID: E2047962

Assistant Coaches - Women's Teams

For each women's team, indicate whether the assistant coach is male or female, was assigned to the team on a full-time or part-time basis, and whether the coach was employed by the institution on a full-time basis or on a part-time or volunteer basis, by entering a 1 in the appropriate field.

Varsity Teams	Male Assistant Coaches				Female Assistant Coaches				Total Assistant Coaches
	Assigned to Team on a Full-Time Basis	Assigned to Team on a Part-Time Basis	Full-Time Institution Employee	Part-Time Institution Employee or Volunteer	Assigned to Team on a Full-Time Basis	Assigned to Team on a Part-Time Basis	Full-Time Institution Employee	Part-Time Institution Employee or Volunteer	
Basketball	2		2		1		1		3
Diving									0
Fencing		3	3						3
Field Hockey					2		2		2
Golf					1		1		1
Gymnastics	1		1		1		1		2
Ice Hockey	1	1	1	1	1		1		3
Lacrosse					2	1	2	1	3
Rowing	1		1		1	1	1	1	3
Soccer	2		2			1		1	3
Softball					2		2		2
Swimming		1		1	1		1		2
Synchronized Swimming					1	1	1	1	2
Tennis	1	2	1	2					3
Track and Field and Cross Country (combined)	1	3	1	3	1	2	1	2	7
Volleyball	1	1	1	1	1		1		3
Coaching Position Totals	10	11	13	8	15	6	15	6	42

CAVEAT



Institution: Ohio State University-Main Campus (204796)

User ID: E2047962

Assistant Coaches' Salaries - Men's and Women's Teams

Enter only salaries and bonuses that your institution pays assistant coaches as compensation for coaching. Do not include benefits on this screen.

Do not include volunteer coaches in calculating the average salary and the Full-Time Equivalent (FTE) Total.

For help calculating the FTE total click on the "Need help? Click here for screen instructions" link on this screen.

	Men's Teams	Women's Teams
Average Annual Institutional Salary per Assistant Coach (for coaching duties only)	183,216	59,853
Number of Assistant Coaches Used to Calculate the Average	34	28
Number of Volunteer Assistant Coaches. (Do not include these coaches in your salary or FTE calculations.)	12	14
Average Annual Institutional Salary per Full-time equivalent (FTE)	191,672	63,241
Sum of Full-Time Equivalent (FTE) Positions Used to Calculate the Average	32.50	26.50

CAVEAT

Without Football, Men's Assistant Coach average annual salary is \$90,675.

Two volunteer assistant coaches are counted in both the men's and women's totals since they assist both teams.

Institution: Ohio State University-Main Campus (204796)

User ID: E2047962

Athletically Related Student Aid - Men's, Women's and Coed Teams

Athletically related student aid is any scholarship, grant, or other form of financial assistance, offered by an institution, the terms of which require the recipient to participate in a program of intercollegiate athletics at the institution. Other student aid, of which a student-athlete simply happens to be the recipient, is not athletically related student aid. If you do not have any aid to report, enter a 0.

	Men's Teams	Women's Teams	Coed Teams	Total
Amount of Aid	7,761,328	7,377,646	218,234	15,357,208
Ratio (percent)	51	48	1	100%

CAVEAT

Coed Teams include:

Rifle: \$120,724

Pistol: \$97,510

Institution: Ohio State University-Main Campus (204796)

User ID: E2047962

Recruiting Expenses - Men's, Women's and Coed Teams

Recruiting expenses are all expenses an institution incurs attributable to recruiting activities. This includes, but is not limited to, expenses for lodging, meals, telephone use, and transportation (including vehicles used for recruiting purposes) for both recruits and personnel engaged in recruiting, and other expenses for official and unofficial visits, and all other expenses related to recruiting. If you do not have any recruiting expenses to report, enter a 0.

	Men's Teams	Women's Teams	Coed Teams	Total
Total	1,270,846	459,760	8,027	1,738,633
CAVEAT				

Coed Teams include:

Rifle \$8,028

Pistol \$0

Institution: Ohio State University-Main Campus (204796)

User ID: E2047962

Operating (Game-Day) Expenses - Men's, Women's and Coed Teams by Team

Operating expenses are all expenses an institution incurs attributable to home, away, and neutral-site intercollegiate athletic contests (commonly known as "game-day expenses"), for (A) Lodging, meals, transportation, uniforms, and equipment for coaches, team members, support staff (including, but not limited to team managers and trainers), and others; and (B) Officials.

For a sport with a men's team and a women's team that have a combined budget, click on the "Need help? Click here for screen instructions" link for special instructions.

Varsity Teams	Participants	Men's Teams		Participants	Women's Teams		Total Operating Expenses
		Operating Expenses per Participant	By Team		Operating Expenses per Participant	By Team	
Basketball	11	238,225	2,620,479	15	95,501	1,432,510	4,052,989
Football	103	118,885	12,245,150				12,245,150
Baseball	35	17,819	623,660				623,660
Diving	3	8,008	24,025	3	5,069	15,208	39,233
Fencing	20	3,375	67,492	15	2,535	38,032	105,524
Field Hockey				19	9,305	176,803	176,803
Golf	9	14,713	132,414	8	13,642	109,136	241,550
Gymnastics	25	4,371	109,264	15	12,139	182,081	291,345
Ice Hockey	27	23,922	645,905	23	16,232	373,337	1,019,242
Lacrosse	47	5,225	245,584	32	5,839	186,847	432,431
Rowing				83	2,964	245,981	245,981
Soccer	26	5,609	145,833	21	10,063	211,321	357,154
Softball				22	10,516	231,342	231,342
Swimming	49	3,418	167,492	32	5,621	179,884	347,376
Synchronized Swimming				24	4,135	99,232	99,232
Tennis	8	20,451	163,607	9	13,366	120,295	283,902
Track and Field and Cross Country (combined)	123	2,715	334,000	100	3,148	314,757	648,757
Volleyball	22	5,004	110,078	15	22,187	332,808	442,886
Wrestling	38	5,578	211,965				211,965
Total Operating Expenses Men's and Women's Teams	546		17,846,948	436		4,249,574	22,096,522

Varsity Teams	Participants	Men		Women		Total Operating Expenses	
		Operating Expenses per Participant	By Team	Operating Expenses per Participant	By Team		
Rifle	7	7,433	52,032	4	7,433	29,733	81,765

Other Sports	7	5,835	40,842	3	5,835	17,504	58,346
Total Operating Expenses of Coed Teams	14		92,874	7		47,237	140,111
Grand Total Operating Expenses							
Grand Total Operating Expenses	560		17,939,822	443		4,296,811	22,236,633

CAVEAT



Note: This screen is for game-day expenses only.

Institution: Ohio State University-Main Campus (204796)

User ID: E2047962

Total Expenses - Men's, Women's and Coed Teams

Enter all expenses attributable to intercollegiate athletic activities. This includes appearance guarantees and options, athletically related student aid, contract services, equipment, fundraising activities, operating expenses, promotional activities, recruiting expenses, salaries and benefits, supplies, travel, and any other expenses attributable to intercollegiate athletic activities.

Varsity Teams	Men's Teams	Women's Teams	Total
Basketball	5,929,891	5,049,957	10,979,848
Football	22,984,985		22,984,985
Baseball	1,735,673		1,735,673
Diving	360,277	318,353	678,630
Fencing	549,655	510,444	1,060,099
Field Hockey		1,008,923	1,008,923
Golf	562,009	566,387	1,128,396
Gymnastics	968,281	1,492,529	2,460,810
Ice Hockey	2,145,331	1,571,870	3,717,201
Lacrosse	2,084,545	1,198,697	3,283,242
Rowing		1,432,836	1,432,836
Soccer	1,021,046	1,338,518	2,359,564
Softball		1,372,406	1,372,406
Swimming	1,142,988	1,269,579	2,412,567
Synchronized Swimming		916,881	916,881
Tennis	1,008,998	964,140	1,973,138
Track and Field and Cross Country (combined)	1,178,783	1,363,250	2,542,033
Volleyball	904,761	1,586,334	2,491,095
Wrestling	1,647,027		1,647,027
Total Expenses of all Sports, Except Football and Basketball, Combined (Men's and Women's Teams)	15,309,374	16,911,147	32,220,521
Total Expenses Men's and Women's Teams	44,224,250	21,961,104	66,185,354

Varsity Teams	Amount Allocated to Men	Amount Allocated to Women	Total
Rifle	203,325	116,186	319,511
Other Sports	187,421	80,323	267,744
Total Expenses Coed Teams	390,746	196,509	587,255
Grand Total Expenses			
Total Expenses Men's, Women's and Coed Teams	44,614,996	22,157,613	66,772,609
Not Allocated by Gender/Sport (Expenses not attributable to a particular sport or sports)			55,844,342
Grand Total Expenses			122,616,951
CAVEAT			

Other Sport: Pistol

NOTE: Grand Total Expenses does not include \$16,916,893 for annual debt service payments in FY13. When included, total departmental expenses for FY13 were \$139,533,844.

Institution: Ohio State University-Main Campus (204796)

User ID: E2047962

Total Revenues - Men's, Women's and Coed Teams

Your total revenues must cover your total expenses.

Enter all revenues attributable to intercollegiate athletic activities. This includes revenues from appearance guarantees and options, an athletic conference, tournament or bowl games, concessions, contributions from alumni and others, institutional support, program advertising and sales, radio and television, royalties, signage and other sponsorships, sport camps, state or other government support, student activity fees, ticket and luxury box sales, and any other revenues attributable to intercollegiate athletic activities.

Varsity Team	Men's Teams	Women's Teams	Total
Basketball	18,781,682	1,104,936	19,886,618
Football	61,131,726		61,131,726
Baseball	579,248		579,248
Diving	71,249	49,015	120,264
Fencing	162,265	162,663	324,928
Field Hockey		431,638	431,638
Golf	124,339	193,550	317,889
Gymnastics	245,897	648,689	894,586
Ice Hockey	1,237,777	652,248	1,890,025
Lacrosse	1,708,875	670,889	2,379,764
Rowing		428,719	428,719
Soccer	418,651	725,648	1,144,299
Softball		492,641	492,641
Swimming	450,054	367,399	817,453
Synchronized Swimming		220,381	220,381
Tennis	161,932	236,289	398,221
Track and Field and Cross Country (combined)	358,901	507,212	866,113
Volleyball	181,180	602,746	783,926
Wrestling	842,306		842,306
Total Revenues of all Sports, Except Football and Basketball, Combined (Men's and Women's Teams)	6,542,674	6,389,727	12,932,401
Total Revenues Men's and Women's Teams	86,456,082	7,494,663	93,950,745
		Coed Teams	
Varsity Team	Amount Allocated to Men	Amount Allocated to Women	Total
Rifle	71,214	40,694	111,908
Other Sports	62,539	26,802	89,341
Total Revenues Coed Teams	133,753	67,496	201,249
Grand Total Revenues			
Total Revenues Men's, Women's and Coed Teams	86,589,835	7,562,159	94,151,994
Not Allocated by Gender/Sport (Revenues not attributable to a particular sport or sports)			29,452,632
Grand Total Revenues for all Teams (includes by team and not allocated by gender/sport)			123,604,626

CAVEAT

Other Sports: Pistol

NOTE: Grand Total Revenues does not include \$15,144,715 in capital revenues.
When included, total departmental revenues for FY13 were \$138,749,341.

Institution: Ohio State University-Main Campus (204796)

User ID: E2047962

Summary - Men's, Women's and Coed Teams

Your Grand Total Revenues must be equal to or greater than your Grand Total Expenses or you will not be able to lock your survey.

	Men's Teams	Women's Teams	Coed Teams	Total
1 Total of Head Coaches' Salaries	8,104,380	2,764,848	118,076	10,987,304
2 Total of Assistant Coaches' Salaries	6,229,344	1,675,884	0	7,905,228
3 Total Salaries (Lines 1+2)	14,333,724	4,440,732	118,076	18,892,532
4 Athletically Related Student Aid	7,761,328	7,377,646	218,234	15,357,208
5 Recruiting Expenses	1,270,846	459,760	8,027	1,738,633
6 Operating (Game-Day) Expenses	17,846,948	4,249,574	140,111	22,236,633
7 Summary of Subset Expenses (Lines 3+4+5+6)	41,212,846	16,527,712	484,448	58,225,006
8 Total Expenses for Teams	44,224,250	21,961,104	587,255	66,772,609
9 Total Expenses for Teams Minus Subset Expenses (Line 8 - Line 7)	3,011,404	5,433,392	102,807	8,547,603
10 Not Allocated Expenses				55,844,342
11 Grand Total Expenses (Lines 8+10)				122,616,951
12 Total Revenues for Teams	86,456,082	7,494,663	201,249	94,151,994
13 Not Allocated Revenues				29,452,632
14 Grand Total Revenues (Lines 12+13)				123,604,626
15 Total Revenues for Teams minus Total Expenses for Teams (Line 12-Line 8)	42,231,832	-14,466,441	-386,006	27,379,385
16 Grand Total Revenues Minus Grand Total Expenses (Line 14 - Line 11)				987,675

To return to a data entry screen, click on the link in the Navigation Menu.

To proceed to the Supplemental Information screen, click on the link in the Navigation Menu or click on the "Next" button on this screen.

Institution: Ohio State University-Main Campus (204796)

User ID: E2047962

Supplemental Information (optional)

This screen may be used to help the reader better understand the data you have provided, or to help a prospective student-athlete make an informed choice of an athletics program.

This information will be viewable on the EADA public website. Please do not include the names of individuals or write messages to the help desk.

To explain specific data entered on a previous screen, please use the caveat box on that screen.

Grand Total Revenues for the department of \$123,604,626 does not include \$15,144,715 from capital sources. When included, total departmental revenues for FY13 were \$138,749,341.

Grand Total Expenses does not include \$16,916,893 for annual debt service payments in FY13. When included, total departmental expenses for FY13 were \$139,533,844.

Print Form(s)

Get PDF File

Go Back

