

[Print Form\(s\)](#)[Return](#)

Equity in Athletics 2007

Institution: Ohio State University-Main Campus (204796)

User ID: E72047961

Screening Questions

Please answer these questions carefully as your responses will determine which subsequent data entry screens are appropriate for your institution.

1. How will you report Operating Expenses (i.e., Game Day expenses)?

- By Team Per Participant

2. Select the type of varsity sports teams at your institution.

- Men's Teams Only Women's Teams Only
 Both Men's Teams and Women's Teams Men's Teams and Coed Teams
 Women's Teams and Coed Teams Men's Teams and Women's Teams and Coed Teams
 Coed Teams Only

3. Do you have any assistant coaches?

- Yes
- | | |
|-------------------------------------|---------------|
| <input checked="" type="checkbox"/> | Men's Teams |
| <input checked="" type="checkbox"/> | Women's Teams |
| <input checked="" type="checkbox"/> | Coed Teams |
- No
-

Institution: Ohio State University-Main Campus (204796)

User ID: E72047961

Sports Selection - Men's, Women's and Coed Teams

Select the varsity sports teams at your institution.

Sport	Men's	Women's	Coed	Sport	Men's	Women's	Coed
Archery	<input type="checkbox"/>	<input type="checkbox"/>	<input type="checkbox"/>	Badminton	<input type="checkbox"/>	<input type="checkbox"/>	<input type="checkbox"/>
Baseball	<input checked="" type="checkbox"/>			Basketball	<input checked="" type="checkbox"/>	<input checked="" type="checkbox"/>	<input type="checkbox"/>
Beach Volleyball	<input type="checkbox"/>	<input type="checkbox"/>	<input type="checkbox"/>	Bowling	<input type="checkbox"/>	<input type="checkbox"/>	<input type="checkbox"/>
All Track Combined**	<input checked="" type="checkbox"/>	<input checked="" type="checkbox"/>	<input type="checkbox"/>	Diving	<input type="checkbox"/>	<input type="checkbox"/>	<input type="checkbox"/>
Equestrian	<input type="checkbox"/>	<input type="checkbox"/>	<input type="checkbox"/>	Fencing	<input checked="" type="checkbox"/>	<input checked="" type="checkbox"/>	<input type="checkbox"/>
Field Hockey		<input checked="" type="checkbox"/>		Football	<input checked="" type="checkbox"/>		
Golf	<input checked="" type="checkbox"/>	<input checked="" type="checkbox"/>	<input type="checkbox"/>	Gymnastics	<input checked="" type="checkbox"/>	<input checked="" type="checkbox"/>	<input type="checkbox"/>
Ice Hockey	<input checked="" type="checkbox"/>	<input checked="" type="checkbox"/>	<input type="checkbox"/>	Lacrosse	<input checked="" type="checkbox"/>	<input checked="" type="checkbox"/>	<input type="checkbox"/>
Rifle	<input type="checkbox"/>	<input type="checkbox"/>	<input checked="" type="checkbox"/>	Rodeo	<input type="checkbox"/>	<input type="checkbox"/>	<input type="checkbox"/>
Rowing	<input type="checkbox"/>	<input checked="" type="checkbox"/>	<input type="checkbox"/>	Sailing	<input type="checkbox"/>	<input type="checkbox"/>	<input type="checkbox"/>
Skiing	<input type="checkbox"/>	<input type="checkbox"/>	<input type="checkbox"/>	Soccer	<input checked="" type="checkbox"/>	<input checked="" type="checkbox"/>	<input type="checkbox"/>
Softball		<input checked="" type="checkbox"/>		Squash	<input type="checkbox"/>	<input type="checkbox"/>	<input type="checkbox"/>
Swimming	<input type="checkbox"/>	<input type="checkbox"/>	<input type="checkbox"/>	Swimming and Diving**	<input checked="" type="checkbox"/>	<input checked="" type="checkbox"/>	<input type="checkbox"/>
Synchronized Swimming		<input checked="" type="checkbox"/>		Table Tennis	<input type="checkbox"/>	<input type="checkbox"/>	<input type="checkbox"/>
Team Handball	<input type="checkbox"/>	<input type="checkbox"/>	<input type="checkbox"/>	Tennis	<input checked="" type="checkbox"/>	<input checked="" type="checkbox"/>	<input type="checkbox"/>
Track and Field, Indoor	<input type="checkbox"/>	<input type="checkbox"/>	<input type="checkbox"/>	Track and Field, Outdoor	<input type="checkbox"/>	<input type="checkbox"/>	<input type="checkbox"/>
Track and Field, X-Country	<input type="checkbox"/>	<input type="checkbox"/>	<input type="checkbox"/>	Volleyball	<input checked="" type="checkbox"/>	<input checked="" type="checkbox"/>	<input type="checkbox"/>
Water Polo	<input type="checkbox"/>	<input type="checkbox"/>	<input type="checkbox"/>	Weight Lifting	<input type="checkbox"/>	<input type="checkbox"/>	<input type="checkbox"/>
Wrestling	<input checked="" type="checkbox"/>	<input type="checkbox"/>	<input type="checkbox"/>	Other Sports (Specify sports in the caveat box.)	<input type="checkbox"/>	<input type="checkbox"/>	<input checked="" type="checkbox"/>

CAVEAT

Other sport: Pistol

* You may report data for track and field teams separately or in a combined manner (i.e., All Track Combined) and data for swimming and diving teams separately or in a combined manner (i.e., Swimming and Diving).

* Dancing and Cheerleading are not reportable sports.

If after leaving this screen you return to it to add a sport, be sure to include associated data for that sport on subsequent screens. If you return to this screen to delete a sport, all associated data for that sport will be deleted from subsequent screens as well.

Institution: Ohio State University-Main Campus (204796)

User ID: E72047961

Athletics Participation - Men's, Women's and Coed Teams

Athletics Participation - Men's and Women's Teams

Number of participants as of the day of the first scheduled contest

Varsity Teams	Men's Teams	Women's Teams
Baseball	43	
Basketball	10	12
All Track Combined	99	71
Fencing	21	12
Field Hockey		19
Football	104	
Golf	16	9
Gymnastics	20	15
Ice Hockey	24	24
Lacrosse	50	31
Rowing		108
Soccer	26	26
Softball		17
Swimming and Diving	36	27
Synchronized Swimming		21
Tennis	9	10
Volleyball	22	14
Wrestling	27	
Total Participants Men's and Women's Teams	507	416

Athletics Participation - Coed Teams

Number of participants as of the day of the first scheduled contest

Varsity Teams	# Men	# Women
Rifle	5	6
Other Sports	4	4
Total Participants Coed Teams	9	10
Grand Total Participants		
Grand Total Participants	516	426
Unduplicated Count of Participants (Number of individuals who participated on at least one varsity team.)	462	387

CAVEAT

Other Sports: Pistol

Institution: Ohio State University-Main Campus (204796)

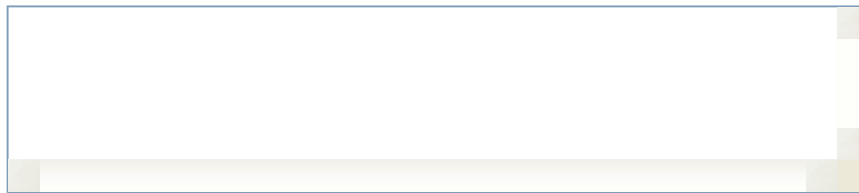
User ID: E72047961

Head Coaches - Men's Teams

Head Coaches - Men's Teams

Varsity Teams	Male Head Coaches				Female Head Coaches				Total Head Coaches
	Full-Time Coaching Duties	Part-Time Coaching Duties	Full-Time University Employee	Part-Time University Employee or Volunteer	Full-Time Coaching Duties	Part-Time Coaching Duties	Full-Time University Employee	Part-Time University or Volunteer	
Baseball	1		1						1
Basketball	1		1						1
All Track Combined	1		1						1
Fencing		1	1						1
Football	1		1						1
Golf	1		1						1
Gymnastics	1		1						1
Ice Hockey	1		1						1
Lacrosse	1		1						1
Soccer	1		1						1
Swimming and Diving	1	1	2						2
Tennis	1		1						1
Volleyball	1		1						1
Wrestling	1		1						1
Coaching Position Totals	13	2	15	0	0	0	0	0	15

CAVEAT



Institution: Ohio State University-Main Campus (204796)

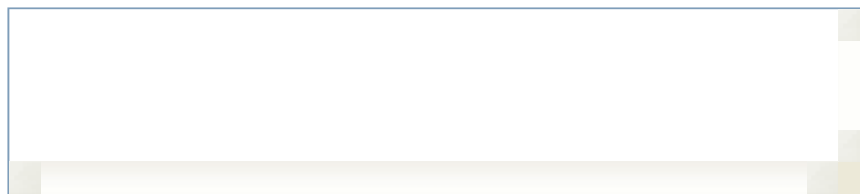
User ID: E72047961

Head Coaches - Women's Teams

Head Coaches - Women's Teams

Varsity Teams	Male Head Coaches				Female Head Coaches				Total Head Coaches
	Full-Time Coaching Duties	Part-Time Coaching Duties	Full-Time University Employee	Part-Time University Employee or Volunteer	Full-Time Coaching Duties	Part-Time Coaching Duties	Full-Time University Employee	Part-Time University Employee or Volunteer	
Basketball	1		1						1
All Track Combined					1		1		1
Fencing		1	1						1
Field Hockey					1		1		1
Golf					1		1		1
Gymnastics					1		1		1
Ice Hockey					1		1		1
Lacrosse					1		1		1
Rowing	1		1						1
Soccer					1		1		1
Softball					1		1		1
Swimming and Diving		1	1		1		1		2
Synchronized Swimming					1		1		1
Tennis	1		1						1
Volleyball	1		1						1
Coaching Position Totals	4	2	6	0	10	0	10	0	16

CAVEAT



Institution: Ohio State University-Main Campus (204796)

User ID: E72047961

Head Coaches - Coed Teams

Head Coaches - Coed Teams

Varsity Teams	Male Head Coaches				Female Head Coaches				Total Head Coaches
	Full-Time Coaching Duties	Part-Time Coaching Duties	Full-Time University Employee	Part-Time University Employee or Volunteer	Full-Time Coaching Duties	Part-Time Coaching Duties	Full-Time University Employee	Part-Time University or Volunteer	
Rifle	<input type="text"/>	<input type="text" value="1"/>	<input type="text"/>	<input type="text" value="1"/>	<input type="text"/>	<input type="text"/>	<input type="text"/>	<input type="text"/>	1
Other Sports	<input type="text"/>	<input type="text" value="1"/>	<input type="text"/>	<input type="text" value="1"/>	<input type="text"/>	<input type="text"/>	<input type="text"/>	<input type="text"/>	1
Coaching Position Totals	0	2	0	2	0	0	0	0	2

CAVEAT

Other Sports: Pistol

Institution: Ohio State University-Main Campus (204796)

User ID: E72047961

Head Coaches' Salaries - Men's, Women's and Coed Teams

Head Coaches' Salaries

	Men's Teams	Women's Teams	Coed Teams
Average Annual Institutional Salary per Head Coach	487,179	158,297	28,750
Number of Head Coaches Included in Average	15	16	2
Average Annual Institutional Salary per FTE	521,978	168,850	57,500
Number of FTEs Included in Average	14.00	15.00	1.00

CAVEAT

The Average Annual Institutional Salary per Men's Head Coach (without Football) would be \$304,929.

Institution: Ohio State University-Main Campus (204796)

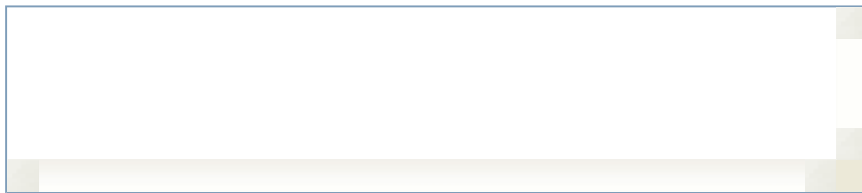
User ID: E72047961

Assistant Coaches - Men's Teams

Assistant Coaches - Men's Teams

Varsity Teams	Male Assistant Coaches				Female Assistant Coaches				Total Assistant Coaches
	Full-Time Coaching Duties	Part-Time Coaching Duties	Full-Time University Employee	Part-Time University Employee or Volunteer	Full-Time Coaching Duties	Part-Time Coaching Duties	Full-Time University Employee	Part-Time University Employee or Volunteer	
Baseball	2	1	2	1					3
Basketball	3		3						3
All Track Combined	2	2	2	2					4
Fencing		3	3						3
Football	9	2	9	2					11
Golf	1		1						1
Gymnastics	2		2						2
Ice Hockey	2	1	2	1					3
Lacrosse	2	1	2	1					3
Soccer	2		2						2
Swimming and Diving	1	2	1	2					3
Tennis	1		1						1
Volleyball	1	1	1	1					2
Wrestling	2	1	2	1					3
Coaching Position Totals	30	14	33	11	0	0	0	0	44

CAVEAT



Institution: Ohio State University-Main Campus (204796)

User ID: E72047961

Assistant Coaches - Women's Teams

Assistant Coaches - Women's Teams

Varsity Teams	Male Assistant Coaches				Female Assistant Coaches				Total Assistant Coaches
	Full-Time Coaching Duties	Part-Time Coaching Duties	Full-Time University Employee	Part-Time University Employee or Volunteer	Full-Time Coaching Duties	Part-Time Coaching Duties	Full-Time University Employee	Part-Time University Employee or Volunteer	
Basketball	<input type="text"/>	<input type="text"/>	<input type="text"/>	<input type="text"/>	3	<input type="text"/>	3	<input type="text"/>	3
All Track Combined	2	2	2	2	<input type="text"/>	<input type="text"/>	<input type="text"/>	<input type="text"/>	4
Fencing	<input type="text"/>	3	3	<input type="text"/>	<input type="text"/>	<input type="text"/>	<input type="text"/>	<input type="text"/>	3
Field Hockey	2	<input type="text"/>	2	<input type="text"/>	<input type="text"/>	1	<input type="text"/>	1	3
Golf	<input type="text"/>	<input type="text"/>	<input type="text"/>	<input type="text"/>	1	<input type="text"/>	1	<input type="text"/>	1
Gymnastics	2	<input type="text"/>	2	<input type="text"/>	<input type="text"/>	<input type="text"/>	<input type="text"/>	<input type="text"/>	2
Ice Hockey	<input type="text"/>	1	<input type="text"/>	1	2	<input type="text"/>	2	<input type="text"/>	3
Lacrosse	<input type="text"/>	<input type="text"/>	<input type="text"/>	<input type="text"/>	2	1	2	1	3
Rowing	<input type="text"/>	<input type="text"/>	<input type="text"/>	<input type="text"/>	2	2	2	2	4
Soccer	2	<input type="text"/>	2	<input type="text"/>	<input type="text"/>	<input type="text"/>	<input type="text"/>	<input type="text"/>	2
Softball	<input type="text"/>	<input type="text"/>	<input type="text"/>	<input type="text"/>	2	1	2	1	3
Swimming and Diving	1	1	1	1	<input type="text"/>	<input type="text"/>	<input type="text"/>	<input type="text"/>	2
Synchronized Swimming	<input type="text"/>	<input type="text"/>	<input type="text"/>	<input type="text"/>	1	1	1	1	2
Tennis	<input type="text"/>	<input type="text"/>	<input type="text"/>	<input type="text"/>	1	1	1	1	2
Volleyball	1	1	1	1	1	<input type="text"/>	1	<input type="text"/>	3
Coaching Position Totals	10	8	13	5	15	7	15	7	40

CAVEAT



Institution: Ohio State University-Main Campus (204796)

User ID: E72047961

Assistant Coaches - Coed Teams

Assistant Coaches - Coed Teams

Varsity Teams	Male Assistant Coaches				Female Assistant Coaches				Total Assistant Coaches
	Full-Time Coaching Duties	Part-Time Coaching Duties	Full-Time University Employee	Part-Time University Employee or Volunteer	Full-Time Coaching Duties	Part-Time Coaching Duties	Full-Time University Employee	Part-Time University Employee or Volunteer	
Rifle	<input type="text"/>	<input type="text"/>	<input type="text"/>	<input type="text"/>	<input type="text"/>	<input type="text"/>	<input type="text"/>	<input type="text"/>	0
Other Sports	<input type="text"/>	<input type="text"/>	<input type="text"/>	<input type="text"/>	<input type="text"/>	<input type="text" value="1"/>	<input type="text"/>	<input type="text" value="1"/>	1
Coaching Position Totals	0	0	0	0	0	1	0	1	1

CAVEAT



Institution: Ohio State University-Main Campus (204796)

User ID: E72047961

Assistant Coaches' Salaries - Men's, Women's and Coed Teams

Assistant Coaches' Salaries

	Men's Teams	Women's Teams	Coed Teams
Average Annual Institutional Salary per Assistant Coach	155,743	62,231	0
Number of Assistant Coaches Included in Average	35	28	0
Average Annual Institutional Salary per FTE	167,723	65,754	
Number of FTEs Included in Average	32.50	26.50	0.00

CAVEAT

The Average Annual Institutional Salary per Men's Assistant Coach (without Football) would be \$91,070.

Institution: Ohio State University-Main Campus (204796)

User ID: E72047961

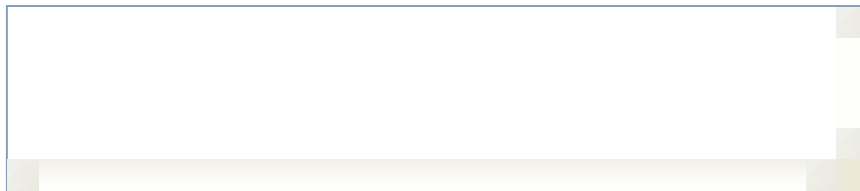
Athletically Related Student Aid - Men's, Women's and Coed Teams

Athletically Related Student Aid

Athletically Related Student Aid should also be included on the Revenues and Expenses screens for the teams to which it applies.

	Men's Teams	Women's Teams	Coed Teams	Total
Total	6,020,761	6,031,414	0	12,052,175
Ratio (percent)	50	50	0	100%

CAVEAT



Institution: Ohio State University-Main Campus (204796)

User ID: E72047961

Revenues - Men's, Women's and Coed Teams

Revenues by Team

The amount entered on the Athletically Related Student Aid screen must also be included in the revenues for the teams to which it applies. Click on "[Click here for instructions](#)" for detailed information about other revenues to include.

Varsity Team	Men's Teams	Women's Teams	Total
Basketball	12,898,413	712,294	13,610,707
Football	59,142,071		59,142,071
Baseball	1,758,851		1,758,851
All Track Combined	108,134	106,752	214,886
Fencing	51,187	51,187	102,374
Field Hockey		135,000	135,000
Golf	56,235	45,310	101,545
Gymnastics	29,647	51,427	81,074
Ice Hockey	888,484	41,642	930,126
Lacrosse	229,991	71,164	301,155
Rowing		76,600	76,600
Soccer	235,366	160,490	395,856
Softball		109,526	109,526
Swimming and Diving	114,459	86,060	200,519
Synchronized Swimming		14,822	14,822
Tennis	34,635	39,025	73,660
Volleyball	70,591	157,752	228,343
Wrestling	501,682		501,682
Total Revenues of all Sports, Except Football and Basketball, Combined (Men's and Women's Teams)	4,079,262	1,146,757	5,226,019
Total Revenues Men's and Women's Teams	76,119,746	1,859,051	77,978,797

Revenues Coed Teams

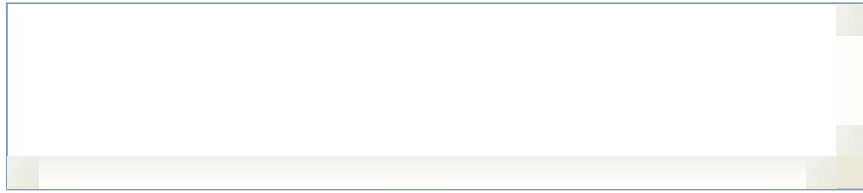
The amount entered on the Athletically Related Student Aid screen must also be included in the revenues for the teams to which it applies. Click on "[Click here for instructions](#)" for detailed information about other revenues to include.

Varsity Team	% of Men	% of Women	Total
Rifle	1,841	2,209	4,050
Other Sports	2,250	2,250	4,500
Total Revenue of Coed Teams	4,050	4,500	8,550

Grand Total Revenues

Total Revenues Men's, Women's and Coed Teams	76,123,796	1,863,551	77,987,347
Not Allocated by Gender/Sport			31,394,875
Grand Total Revenues for all Teams (includes by team and not allocated by gender/sport)			109,382,222

CAVEAT



Institution: Ohio State University-Main Campus (204796)

User ID: E72047961

Recruiting Expenses - Men's, Women's and Coed Teams

Recruiting Expenses

Recruiting Expenses should also be included on the Expenses screen for the teams to which the Expenses apply.

	Men's Teams	Women's Teams	Coed Teams	Total
Total	911,364	325,461	0	1,236,825

CAVEAT

Institution: Ohio State University-Main Campus (204796)

User ID: E72047961

Operating Expenses (i.e., Game Day Expenses) - Men's, Women's and Coed Teams by Team

Operating Expenses by Team

Operating Expenses should also be included on the Expenses screen.

Varsity Teams	Participants	Men's Teams		Participants	Women's Teams		Total Operating Expenses
		Operating Expenses per Participant	By Team		Operating Expenses per Participant	By Team	
Basketball	10	125,602	1,256,021	12	69,706	836,466	2,092,487
Football	104	44,731	4,651,996				4,651,996
Baseball	43	7,938	341,327				341,327
All Track Combined	99	1,472	145,750	71	1,571	111,521	257,271
Fencing	21	1,520	31,930	12	2,931	35,174	67,104
Field Hockey				19	8,332	158,308	158,308
Golf	16	4,249	67,990	9	8,724	78,516	146,506
Gymnastics	20	6,015	120,292	15	5,384	80,761	201,053
Ice Hockey	24	17,681	424,350	24	12,194	292,664	717,014
Lacrosse	50	2,078	103,909	31	3,301	102,337	206,246
Rowing				108	1,500	162,018	162,018
Soccer	26	4,421	114,956	26	5,679	147,650	262,606
Softball				17	10,658	181,190	181,190
Swimming and Diving	36	2,924	105,273	27	3,970	107,184	212,457
Synchronized Swimming				21	3,022	63,453	63,453
Tennis	9	12,210	109,887	10	11,836	118,355	228,242
Volleyball	22	3,344	73,578	14	13,705	191,868	265,446
Wrestling	27	4,346	117,332				117,332
Total Operating Expenses Men's and Women's Teams	507		7,664,591	416		2,667,465	10,332,056

Operating Expenses - Coed Teams

Operating Expenses should also be included on the Expenses screen.

Varsity Teams	Participants	Men		Participants	Women		Total Operating Expenses
		Operating Expenses per Participant	By Team		Operating Expenses per Participant	By Team	
Rifle	5	5,049	25,247	6	5,049	30,296	55,543
Other Sports	4	6,950	27,799	4	6,950	27,799	55,597
Total							

Operating Expenses of Coed Teams	9	52,645	10	58,495	111,140
----------------------------------	---	--------	----	--------	---------

Grand Total Operating Expenses

Grand Total Operating Expenses	516	7,717,236	426	2,725,960	10,443,196
--------------------------------	-----	-----------	-----	-----------	------------

CAVEAT



Institution: Ohio State University-Main Campus (204796)

User ID: E72047961

Expenses - Men's, Women's and Coed Teams

Expenses by Team

The amounts entered on the Athletically Related Student Aid, Operating Expenses, and Recruiting Expenses screens must also be included in the expenses for the teams to which they apply. Click on "Click here for instructions" for detailed information about other expenses to include.

Varsity Teams	Men's Teams	Women's Teams	Total
Basketball	3,987,583	3,183,207	7,170,790
Football	32,538,319		32,538,319
Baseball	1,140,016		1,140,016
All Track Combined	1,113,697	1,224,118	2,337,815
Fencing	484,901	435,949	920,850
Field Hockey		770,226	770,226
Golf	356,592	433,016	789,608
Gymnastics	853,094	1,082,750	1,935,844
Ice Hockey	2,186,685	1,233,009	3,419,694
Lacrosse	730,556	726,417	1,456,973
Rowing		1,135,354	1,135,354
Soccer	671,718	755,837	1,427,555
Softball		899,422	899,422
Swimming and Diving	1,433,410	1,536,298	2,969,708
Synchronized Swimming		994,157	994,157
Tennis	479,121	559,132	1,038,253
Volleyball	616,351	1,173,016	1,789,367
Wrestling	922,961		922,961
Total Expenses of all Sports, Except Football and Basketball, Combined (Men's and Women's Teams)	10,989,102	12,958,701	23,947,803
Total Expenses Men's and Women's Teams	47,515,004	16,141,908	63,656,912

Expenses - Coed Teams

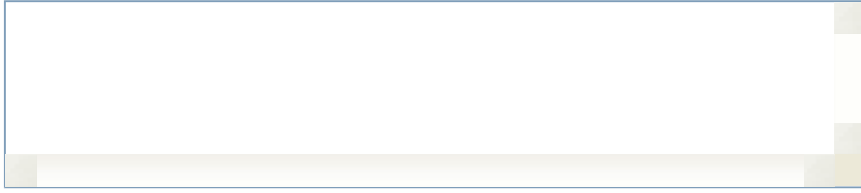
The amounts entered on the Athletically Related Student Aid, Operating Expenses, and Recruiting Expenses screens must also be included in the expenses for the teams to which they apply. Click on "Click here for instructions" for detailed information about other expenses to include.

Varsity Teams	% of Men	% of Women	Total
Rifle	28,350	34,019	62,369
Other Sports	30,827	30,827	61,654
Total Expenses of Coed Teams	58,748	65,275	124,023

Grand Total Expenses

Total Expenses Men's, Women's and Coed Teams	47,573,752	16,207,183	63,780,935
Not Allocated by Gender/Sport			45,416,975
Grand Total Expenses			109,197,910

CAVEAT



Institution: Ohio State University-Main Campus (204796)

User ID: E72047961

Revenues & Expenses Summary

Revenues and Expenses Summary

Grand Total Revenues	109,382,222
Grand Total Expenses	109,197,910

Please review this screen carefully. **The amount of Grand Total Revenues must be equal to or greater than the amount of Grand Total Expenses** before you can lock your survey data. If it is not, you must go back and correct the amounts you entered on the Revenues and/or Expenses screen(s).

Remember that your **Revenues** and **Expenses** screens must include amounts you entered on some of the other screens. That is:

- The amount you entered on the Athletically Related Student Aid screen must be included with all of your other revenues (budget, ticket sales, etc.) on the **Revenues** screen. For detailed information on what to include in Revenues, click on 'Click here for instructions' on the Revenues screen.
- The amount you entered on the Operating Expenses, Recruiting Expenses, and Athletically Related Student Aid screens must be included with all of your other expenses (salaries and benefits, equipment, etc.) on the **Expenses** screen. For detailed information about what to include in Expenses, click on 'Click here for instructions' on the Expenses screen.

To return to the data entry screens to make corrections, click on the link in the menu on the left of this screen.

To proceed to the Supplemental Information screen, click on that link in the menu or click on the 'Next' button on the bottom of this screen.

Institution: Ohio State University-Main Campus (204796)

User ID: E72047961

Supplemental Information

Supplemental Information

This screen is optional. You may use it to provide additional information to help the reader better understand the data you have provided in this survey, or to help a prospective student-athlete make an informed choice of an athletic program.

The Ohio State University Department of Athletics is committed to providing equitable opportunity for both male and female students at the University. The OSU Athletic Department is a self-supporting auxiliary department of the University that receives no student fees, state or government subsidy, or University general fund support. In 2006-2007, the Department of Athletics paid over \$22 million dollars to the University for grant-in-aid, overhead charges, rent, physical plant assessments, student academic

[Print Form\(s\)](#)

[Return](#)

Name of Reporting Institution: The Ohio State University

Information for the Reporting Year: FY 2006-2007 Beginning: July 1 2006 Ending: June 30 2007

Number of Undergraduates (i.e.; full-time, baccalaureate, degree-seeking students) by Gender:
(Use fall semester enrollment figures)

	<u>Number</u>	<u>Percent</u>
Male undergraduates:	18,539	53.0%
Female undergraduates:	16,443	47.0%
Total undergraduates:	34,982	100.0%

Institutional Contact:

Primary Contact Person: Ben Jay
 Title: Senior Associate Ad for Finance & Operations
 Telephone Number: 614-247-2333
 e-mail address: jay.21@osu.edu
 CEO: Dr. E Gordon Gee
 CEO's e-mail address: gordon.gee@osu.edu
 Auditors (NCAA Financial Audit): Deloitte Touche

Current Classification:

NCAA Division **I-A** **II** (with football) _____
I-AA _____ **II** (without football) _____
I-AAA _____ **III** (with football) _____
III (without football) _____

Miscellaneous Information:

Total Revenues and Operating Expenses of the Entire Institution as Indicated on the Institution's Financial Statement:

Revenues	\$4,163,750,000
Expenses	\$3,659,145,000

Average Cost of Full Athletic Grant-In-Aid:

In-State	\$18,970
Out-of-State	\$30,865

Total Cost of Attendance:

In-State	\$21,378
Out-of-State	\$34,353

15.02.2 Cost of Attendance. The "cost of attendance" is an amount calculated by an institutional financial aid office, using federal regulations, that includes the total cost of tuition and fees room and board, books and supplies, transportation, and other expenses related to attendance at the institution. (Adopted: 1/11/94) Refer to 15.02.2.1 for Calculation of Cost of Attendance.

Please verify the Men's and Women's teams your institution sponsors

Sport	Men's Teams Only	Women's Teams Only	Not Allocated by Gender
* Archery			
* Badminton			
Baseball	X		
Basketball	X	X	
* Bowling			
* Equestrian			
Fencing	X	X	
Field Hockey		X	
Football	X		
Golf	X	X	
Gymnastics	X	X	
Ice Hockey	X	X	
Lacrosse	X	X	
Rifle			X
Rowing		X	
* Rugby			
Skiing			
Soccer	X	X	
Softball		X	
Squash			
Swimming and Diving	X	X	
Synchronized Swimming		X	
Team Handball			
Tennis	X	X	
Track and Field, X-Country	X	X	
Volleyball	X	X	
Water Polo			
Wrestling	X		
Others			X

NOTE - changes made by marking these sports/cells with an "X" will **NOT** affect the listings in the sport-specific pages like they do in the on-line system!

* recently added emerging sports for women